

# SINGLE VARIABLE CALCULUS I

## Early Transcendentals

An Open Text\* by David Guichard

LYRYX SERVICE COURSE SOLUTION ADAPTATION

### LYRYX LEARNING

MATHEMATICS- CALCULUS I  
ANYTIME- BASE TEXT



**ADAPTED**  
OPEN TEXT



**FORMATIVE ONLINE**  
ASSESSMENT



**COURSE**  
SUPPLEMENTS



**COURSE LOGISTICS**  
& SUPPORT

# lyryx

advancing learning

[www.lyryx.com](http://www.lyryx.com)

\*Creative Commons License (CC BY-NC-SA)

This text, including the art and illustrations, are available under the Creative Commons license (CC BY-NC-SA), allowing anyone to reuse, revise, remix and redistribute the text.



## LYRYX SERVICE COURSE SOLUTIONS

This is an **open text** supported by *Lyryx Service Course Solutions (LSCS)* products & services.

While there is no requirement that users of the book do anything more than download the pdf file and use the text for educational purposes, the text is aligned with the LSCS products and services offering the following benefits.

### OPEN TEXT

The text can be downloaded in electronic format, printed, and can be distributed to students at no cost.

In collaboration with the authors, Lyryx will also adapt the content and provide custom editions for specific courses who adopt *Lyryx Service Course Solutions*, and Lyryx will also provide the original TeX files if instructors wish to adapt certain sections themselves.

### ONLINE ASSESSMENT

Lyryx has developed corresponding *formative* online assessment for homework and quiz purposes.

These are genuine questions for the subject and adapted to the content. Student answers are carefully analyzed by the system and personalized feedback is immediately provided to help students improve on their work.

Lyryx provides all the tools required to manage your online assessment including student grade reports and student performance statistics.

### INSTRUCTOR SUPPLEMENTS

Among other things the book is accompanied by a full set of beamer slides and a partial solution manual.

### SUPPORT

Lyryx provides timely support to both instructors and students.

Starting from the course preparation time to beyond the end of the course, the Lyryx staff is available 7 days/week to provide assistance. This may include adapting the text, managing multiple sections of the course, providing course supplements, as well as timely assistance to students with registration, navigation, and daily organization.

**Contact Lyryx!**  
solutions@lyryx.com

# Single Variable Calculus I - Early Transcendentals

David Guichard

Version 2014 Revision A

**Original text:** The original version of the text was written by David Guichard. The single variable material is a modification and expansion of notes written by Neal Koblitz at the University of Washington, who generously gave permission to use, modify, and distribute his work. New material has been added, and old material has been modified, so some portions now bear little resemblance to the original. The text also includes some exercises and examples from *Elementary Calculus: An Approach Using Infinitesimals*, by H. Jerome Keisler under a Creative Commons license. In addition, the chapter on differential equations and the section on numerical integration are largely derived from the corresponding portions of Keisler's book. Albert Schueller, Barry Balof, and Mike Wills have also contributed additional material..

**2012-2014:** The majority of the text has been modified by Michael Cavers with the addition of new material and several images. Other images are from Wikipedia and used under a Creative Commons license.

**2014:** The content has been further augmented and edited by Mark Blenkinsop. In particular the section on Linear and Higher Order Approximations is new. All new content (text and images) is released under the same license as noted below.

Copyright



Single Variable Calculus - Early Transcendentals ©2012 David Guichard is offered under the Creative Commons Attribution-NonCommercial-ShareAlike License.

To view a copy of this license, visit <http://creativecommons.org/licenses/by-nc-sa/3.0/>



# Contents

---

<b>1</b>	<b>Review</b>	<b>3</b>
1.1	Algebra	3
1.1.1	Sets and Number Systems	3
1.1.2	Law of Exponents	4
1.1.3	The Quadratic Formula and Completing the Square	6
1.1.4	Inequalities, Intervals and Solving Basic Inequalities	7
1.1.5	The Absolute Value	14
1.1.6	Solving Inequalities that Contain Absolute Values	15
1.2	Analytic Geometry	17
1.2.1	Lines	18
1.2.2	Distance between Two Points and Midpoints	23
1.2.3	Conics	24
1.3	Trigonometry	30
1.3.1	Angles and Sectors of Circles	30
1.3.2	Trigonometric Functions	32
1.3.3	Computing Exact Trigonometric Ratios	33
1.3.4	Graphs of Trigonometric Functions	38
1.3.5	Trigonometric Identities	38
<b>2</b>	<b>Functions</b>	<b>41</b>
2.1	What is a Function?	41
2.2	Transformations and Compositions	45
2.2.1	Tranformations	46
2.2.2	Combining Two Functions	47
2.3	Exponential Functions	49
2.4	Inverse Functions	53
2.5	Logarithms	55
2.6	Inverse Trigonometric Functions	59
2.7	Hyperbolic Functions	63
<b>3</b>	<b>Limits</b>	<b>69</b>
3.1	The Limit	69
3.2	Precise Definition of a Limit	71
3.3	Computing Limits: Graphically	74
3.4	Computing Limits: Algebraically	76
3.5	Infinite Limits and Limits at Infinity	79
3.6	A Trigonometric Limit	85
3.7	Continuity	89

<b>4</b>	<b>Derivatives</b>	<b>99</b>
4.1	The Rate of Change of a Function . . . . .	99
4.2	The Derivative Function . . . . .	105
4.2.1	Differentiable . . . . .	111
4.2.2	Second and Other Derivatives . . . . .	112
4.2.3	Velocities . . . . .	113
4.3	Derivative Rules . . . . .	113
4.4	Derivative Rules for Trigonometric Functions . . . . .	119
4.5	The Chain Rule . . . . .	120
4.6	Derivatives of the Exponential and Logarithmic Functions . . . . .	125
4.7	Implicit Differentiation . . . . .	131
4.8	Derivatives of Inverse Functions . . . . .	138
<b>5</b>	<b>Applications of Derivatives</b>	<b>141</b>
5.1	Linear and Higher Order Approximations . . . . .	141
5.1.1	Linear Approximations . . . . .	141
5.1.2	Differentials . . . . .	143
5.1.3	Taylor Polynomials . . . . .	144
5.1.4	Newton's Method . . . . .	146
5.2	L'Hôpital's Rule . . . . .	150
5.3	Curve Sketching . . . . .	155
5.3.1	Maxima and Minima . . . . .	155
5.3.2	The First Derivative Test . . . . .	158
5.3.3	The Second Derivative Test . . . . .	160
5.3.4	Concavity and Inflection Points . . . . .	162
5.3.5	Asymptotes and Other Things to Look For . . . . .	164
5.4	The Mean Value Theorem . . . . .	168
5.5	Optimization Problems . . . . .	172
5.6	Related Rates . . . . .	181
<b>6</b>	<b>Integration</b>	<b>189</b>
6.1	Displacement and Area . . . . .	189
6.2	The Fundamental Theorem of Calculus . . . . .	192
6.3	Indefinite Integrals . . . . .	203
<b>7</b>	<b>Techniques of Integration</b>	<b>209</b>
7.1	Substitution Rule . . . . .	209
7.2	Products of trigonometric functions . . . . .	216
7.3	Trigonometric Substitutions . . . . .	225
7.4	Integration by Parts . . . . .	232
7.5	Rational Functions . . . . .	236
7.6	Numerical Integration . . . . .	240
7.7	Improper Integrals . . . . .	245
7.8	Additional exercises . . . . .	252

CONTENTS

<b>8 Applications of Integration</b>	<b>255</b>
8.1 Distance, Velocity, Acceleration . . . . .	255
8.2 Area between curves . . . . .	258
8.3 Volume . . . . .	264
8.4 Average value of a function . . . . .	270
8.5 Work . . . . .	273
8.6 Arc Length . . . . .	278
8.7 Surface Area . . . . .	280
<b>9 Differential Equations</b>	<b>285</b>
9.1 First Order Differential Equations . . . . .	285
9.2 First Order Homogeneous Linear Equations . . . . .	290
9.3 First Order Linear Equations . . . . .	293
9.4 Approximation . . . . .	295
9.5 Second Order Homogeneous Equations . . . . .	299
9.6 Second Order Linear Equations - Method of Undetermined Coefficients . . . . .	302
9.7 Second Order Linear Equations - Variation of Parameters . . . . .	307
<b>10 Polar Coordinates, Parametric Equations</b>	<b>311</b>
10.1 Polar Coordinates . . . . .	311
10.2 Slopes in polar coordinates . . . . .	315
10.3 Areas in polar coordinates . . . . .	317
10.4 Parametric Equations . . . . .	320
10.5 Calculus with Parametric Equations . . . . .	322
10.6 Conics in Polar Coordinates . . . . .	324
<b>11 Selected Exercise Answers</b>	<b>329</b>





# Introduction and Review

---

The emphasis in this course is on problems—doing calculations and story problems. To master problem solving one needs a tremendous amount of practice doing problems. The more problems you do the better you will be at doing them, as patterns will start to emerge in both the problems and in successful approaches to them. You will learn quickly and effectively if you devote some time to doing problems every day.

Typically the most difficult problems are story problems, since they require some effort before you can begin calculating. Here are some pointers for doing story problems:

1. Carefully read each problem twice before writing anything.
2. Assign letters to quantities that are described only in words; draw a diagram if appropriate.
3. Decide which letters are constants and which are variables. A letter stands for a constant if its value remains the same throughout the problem.
4. Using mathematical notation, write down what you know and then write down what you want to find.
5. Decide what category of problem it is (this might be obvious if the problem comes at the end of a particular chapter, but will not necessarily be so obvious if it comes on an exam covering several chapters).
6. Double check each step as you go along; don't wait until the end to check your work.
7. Use common sense; if an answer is out of the range of practical possibilities, then check your work to see where you went wrong.



# 1. Review

Success in calculus depends on your background in algebra, trigonometry, analytic geometry and functions. In this chapter, we review many of the concepts you will need to know to succeed in this course.

## 1.1 Algebra

### 1.1.1. Sets and Number Systems

A **set** can be thought of as any collection of *distinct* objects considered as a whole. Typically, sets are represented using **set-builder notation** and are surrounded by braces. Recall that  $(, )$  are called **parentheses** or **round brackets**;  $[, ]$  are called **square brackets**; and  $\{, \}$  are called **braces** or **curly brackets**.

#### Example 1.1: Sets

The collection  $\{a, b, 1, 2\}$  is a set. It consists of the collection of four distinct objects, namely,  $a$ ,  $b$ , 1 and 2.

Let  $S$  be any set. We use the notation  $x \in S$  to mean that  $x$  is an element *inside* of the set  $S$ , and the notation  $x \notin S$  to mean that  $x$  is *not* an element of the set  $S$ .

#### Example 1.2: Set Membership

If  $S = \{a, b, c\}$ , then  $a \in S$  but  $d \notin S$ .

The **intersection** between two sets  $S$  and  $T$  is denoted by  $S \cap T$  and is the collection of all elements that belong to *both*  $S$  and  $T$ . The **union** between two sets  $S$  and  $T$  is denoted by  $S \cup T$  and is the collection of all elements that belong to *either*  $S$  or  $T$  (or both).

#### Example 1.3: Union and Intersection

Let  $S = \{a, b, c\}$  and  $T = \{b, d\}$ . Then  $S \cap T = \{b\}$  and  $S \cup T = \{a, b, c, d\}$ . Note that we do not write the element  $b$  twice in  $S \cup T$  even though  $b$  is in both  $S$  and  $T$ .

Numbers can be classified into sets called **number systems**.

$\mathbb{N}$	the <b>natural</b> numbers	$\{1, 2, 3, \dots\}$
$\mathbb{Z}$	the <b>integers</b>	$\{\dots, -3, -2, -1, 0, 1, 2, 3, \dots\}$
$\mathbb{Q}$	the <b>rational</b> numbers	Ratios of integers: $\left\{\frac{p}{q} : p, q \in \mathbb{Z}, q \neq 0\right\}$
$\mathbb{R}$	the <b>real</b> numbers	Can be written using a finite or infinite <i>decimal expansion</i>
$\mathbb{C}$	the <b>complex</b> numbers	These allow us to solve equations such as $x^2 + 1 = 0$

In the table, the set of rational numbers is written using set-builder notation. The colon,  $:$ , used in this manner means *such that*. Often times, a vertical bar  $|$  may also be used to mean *such that*. The expression  $\left\{\frac{p}{q} : p, q \in \mathbb{Z}, q \neq 0\right\}$  can be read out loud as *the set of all fractions  $p$  over  $q$  such that  $p$  and  $q$  are both integers and  $q$  is not equal to zero*.

#### Example 1.4: Rational Numbers

The numbers  $-\frac{3}{4}$ ,  $2.647$ ,  $17$ ,  $0.\bar{7}$  are all rational numbers. You can think of rational numbers as fractions of one integer over another. Note that  $2.647$  can be written as a fraction:

$$2.647 = 2.647 \times \frac{1000}{1000} = \frac{2647}{1000}.$$

Also note that in the expression  $0.\bar{7}$ , the bar over the  $7$  indicates that the  $7$  is repeated forever:

$$0.77777777 \dots = \frac{7}{9}.$$

All rational numbers are real numbers with the property that their decimal expansion either *terminates* after a finite number of digits or begins to *repeat* the same finite sequence of digits over and over. Real numbers that are not rational are called **irrational**.

#### Example 1.5: Irrational Numbers

Some of the most common irrational numbers include:

- $\sqrt{2}$ . Can you prove this is irrational? (The proof uses a technique called *contradiction*.)
- $\pi$ . Recall that  $\pi$  (**pi**) is defined as the ratio of the circumference of a circle to its diameter and can be approximated by  $3.14159265$ .
- $e$ . Sometimes called Euler's number,  $e$  can be approximated by  $2.718281828459$ . We will review the definition of  $e$  in a later chapter.

Let  $S$  and  $T$  be two sets. If every element of  $S$  is also an element of  $T$ , then we say  $S$  is a **subset** of  $T$  and write  $S \subseteq T$ . Furthermore, if  $S$  is a subset of  $T$  but not equal to  $T$ , we often write  $S \subset T$ . The five sets of numbers in the table give an increasing sequence of sets:

$$\mathbb{N} \subset \mathbb{Z} \subset \mathbb{Q} \subset \mathbb{R} \subset \mathbb{C}.$$

That is, all natural numbers are also integers, all integers are also rational numbers, all rational numbers are also real numbers, and all real numbers are also complex numbers.

### 1.1.2. Law of Exponents

The Law of Exponents is a set of rules for simplifying expressions that governs the combination of exponents (powers). Recall that  $\sqrt[n]{\phantom{x}}$  denotes the  $n$ th root. For example  $\sqrt[3]{8} = 2$

## 1.1. ALGEBRA

represents that the cube root of 8 is equal to 2.

### Definition 1.6: Law of Exponents

#### Definitions

If  $m, n$  are positive integers, then:

1.  $x^n = x \cdot x \cdot \dots \cdot x$  ( $n$  times).
2.  $x^0 = 1$ , for  $x \neq 0$ .
3.  $x^{-n} = \frac{1}{x^n}$ , for  $x \neq 0$ .
4.  $x^{m/n} = \sqrt[n]{x^m}$  or  $(\sqrt[n]{x})^m$ , for  $x \geq 0$ .

#### Combining

1.  $x^a x^b = x^{a+b}$ .
2.  $\frac{x^a}{x^b} = x^{a-b}$ , for  $x \neq 0$ .
3.  $(x^a)^b = x^{ab} = x^{ba} = (x^b)^a$ .

#### Distributing

1.  $(xy)^a = x^a y^a$ , for  $x \geq 0, y \geq 0$ .
2.  $\left(\frac{x}{y}\right)^a = \frac{x^a}{y^a}$ , for  $x \geq 0, y > 0$ .

In the next example, the word *simplify* means *to make simpler* or to write the expression more compactly.


### Example 1.7: Laws of Exponents

Simplify the following expression as much as possible assuming  $x, y > 0$ :

$$\frac{3x^{-2}y^3x}{y^2\sqrt{x}}.$$

**Solution.** Using the Law of Exponents, we have:

$$\begin{aligned} \frac{3x^{-2}y^3x}{y^2\sqrt{x}} &= \frac{3x^{-2}y^3x}{y^2x^{\frac{1}{2}}}, \quad \text{since } \sqrt{x} = x^{\frac{1}{2}}, \\ &= \frac{3x^{-2}yx}{y^2}, \quad \text{since } \frac{y^3}{y^2} = y, \\ &= \frac{3y}{x^{\frac{3}{2}}}, \quad \text{since } \frac{x^{-2}x}{x^{\frac{1}{2}}} = \frac{x^{-1}}{x^{\frac{1}{2}}} = x^{-\frac{3}{2}} = \frac{1}{x^{\frac{3}{2}}}, \\ &= \frac{3y}{\sqrt{x^3}}, \quad \text{since } x^{\frac{3}{2}} = \sqrt{x^3}. \end{aligned}$$

An answer of  $3yx^{-3/2}$  is equally acceptable, and such an expression may prove to be computationally simpler, although a positive exponent may be preferred. 

### 1.1.3. The Quadratic Formula and Completing the Square

The technique of **completing the square** allows us to solve quadratic equations and also to determine the center of a circle/ellipse or the vertex of a parabola.

The main idea behind completing the square is to turn:

$$ax^2 + bx + c$$

into

$$a(x - h)^2 + k.$$

One way to complete the square is to use the following formula:

$$ax^2 + bx + c = a \left( x + \frac{b}{2a} \right)^2 - \frac{b^2}{4a^2} + c.$$

But this formula is a bit complicated, so some students prefer following the steps outlined in the next example.

#### Example 1.8: Completing the Square

Solve  $2x^2 + 12x - 32 = 0$  by completing the square.

**Solution.** In this instance, we will *not* divide by 2 first (usually you would) in order to demonstrate what you should do when the ‘ $a$ ’ value is not 1.

$$2x^2 + 12x - 32 = 0 \quad \text{Start with original equation.}$$

$$2x^2 + 12x = 32 \quad \text{Move the number over to the other side.}$$

$$2(x^2 + 6x) = 32 \quad \text{Factor out the } a \text{ from the } ax^2 + bx \text{ expression.}$$

$$6 \rightarrow \frac{6}{2} = 3 \rightarrow 3^2 = 9 \quad \text{Take the number in front of } x, \\ \text{divide by 2,} \\ \text{then square it.}$$

$$2(x^2 + 6x + 9) = 32 + 2 \cdot 9 \quad \text{Add the result to both sides,} \\ \text{taking } a = 2 \text{ into account.}$$

$$2(x + 3)^2 = 50 \quad \text{Factor the resulting perfect square trinomial.}$$

*You have now completed the square!*

$$(x + 3)^2 = 25 \rightarrow x = 2 \text{ or } x = -8 \quad \text{To solve for } x, \text{ simply divide by } a = 2 \\ \text{and take square roots.}$$



Suppose we want to solve for  $x$  in the quadratic equation  $ax^2 + bx + c = 0$ , where  $a \neq 0$ . The solution(s) to this equation are given by the **quadratic formula**.

### The Quadratic Formula

The solutions to  $ax^2 + bx + c = 0$  (with  $a \neq 0$ ) are  $x = \frac{-b \pm \sqrt{b^2 - 4ac}}{2a}$ .

**Proof.** To prove the quadratic formula we use the technique of *completing the square*. The general technique involves taking an expression of the form  $x^2 + rx$  and trying to find a number we can add so that we end up with a perfect square (that is,  $(x+n)^2$ ). It turns out if you add  $(r/2)^2$  then you can factor it as a perfect square.

For example, suppose we want to solve for  $x$  in the equation  $ax^2 + bx + c = 0$ , where  $a \neq 0$ . Then we can move  $c$  to the other side and divide by  $a$  (remember,  $a \neq 0$  so we can divide by it) to get

$$x^2 + \frac{b}{a}x = -\frac{c}{a}.$$

To write the left side as a perfect square we use what was mentioned previously. We have  $r = (b/a)$  in this case, so we must add  $(r/2)^2 = (b/2a)^2$  to both sides

$$x^2 + \frac{b}{a}x + \left(\frac{b}{2a}\right)^2 = -\frac{c}{a} + \left(\frac{b}{2a}\right)^2.$$

We know that the left side can be factored as a perfect square

$$\left(x + \frac{b}{2a}\right)^2 = -\frac{c}{a} + \left(\frac{b}{2a}\right)^2.$$

The right side simplifies by using the exponent rules and finding a common denominator

$$\left(x + \frac{b}{2a}\right)^2 = \frac{-4ac + b^2}{4a^2}.$$

Taking the square root we get

$$x + \frac{b}{2a} = \pm \sqrt{\frac{-4ac + b^2}{4a^2}},$$

which can be rearranged as

$$x = \frac{-b \pm \sqrt{b^2 - 4ac}}{2a}.$$

In essence, the quadratic formula is just completing the square. ♣

## 1.1.4. Inequalities, Intervals and Solving Basic Inequalities

### Inequality Notation

Recall that we use the symbols  $<$ ,  $>$ ,  $\leq$ ,  $\geq$  when writing an inequality. In particular,

- $a < b$  means  $a$  is to the *left* of  $b$  (that is,  $a$  is *strictly less* than  $b$ ),

- $a \leq b$  means  $a$  is to the *left of or the same as*  $b$  (that is,  $a$  is *less than or equal to*  $b$ ),
- $a > b$  means  $a$  is to the *right of*  $b$  (that is,  $a$  is *strictly greater than*  $b$ ),
- $a \geq b$  means  $a$  is to the *right of or the same as*  $b$  (that is,  $a$  is *greater than or equal to*  $b$ ).

To keep track of the difference between the symbols, some students use the following mnemonic.

### Mnemonic

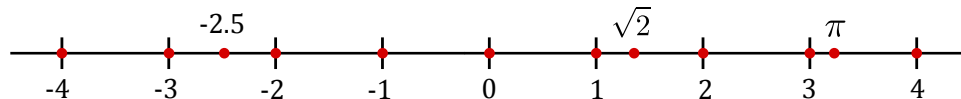
The  $<$  symbol looks like a slanted  $L$  which stands for “Less than”.

### Example 1.9: Inequalities

The following expressions are true:

$$1 < 2, \quad -5 < -2, \quad 1 \leq 2, \quad 1 \leq 1, \quad 4 \geq \pi > 3, \quad 7.23 \geq -7.23.$$

The real numbers are ordered and are often illustrated using the **real number line**:



## Intervals

Assume  $a, b$  are real numbers with  $a < b$  (i.e.,  $a$  is strictly less than  $b$ ). An **interval** is a set of every real number between two indicated numbers and may or may not contain the two numbers themselves. When describing intervals we use both round brackets and square brackets.

(1) Use of round brackets in intervals:  $(, )$ . The notation  $(\mathbf{a}, \mathbf{b})$  is what we call the **open interval from  $\mathbf{a}$  to  $\mathbf{b}$**  and consists of all the numbers between  $a$  and  $b$ , but does *not* include  $a$  or  $b$ . Using set-builder notation we write this as:

$$(a, b) = \{x \in \mathbb{R} : a < x < b\}.$$

We read  $\{x \in \mathbb{R} : a < x < b\}$  as “the set of real numbers  $x$  such that  $x$  is greater than  $a$  and less than  $b$ ” On the real number line we represent this with the following diagram:



Note that the circles on  $a$  and  $b$  are not shaded in, we call these **open circles** and use them to denote that  $a, b$  are *omitted* from the set.

(2) Use of square brackets in intervals:  $[, ]$ . The notation  $[\mathbf{a}, \mathbf{b}]$  is what we call the **closed interval from  $\mathbf{a}$  to  $\mathbf{b}$**  and consists of all the numbers between  $a$  and  $b$  and *including*  $a$  and  $b$ . Using set-builder notation we write this as

$$[a, b] = \{x \in \mathbb{R} \mid a \leq x \leq b\}.$$



## 1.1. ALGEBRA

On the real number line we represent this with the following diagram:



Note that the circles on  $a$  and  $b$  are shaded in, we call these **closed circles** and use them to denote that  $a$  and  $b$  are *included* in the set.

To keep track of when to shade a circle in, you may find the following mnemonic useful:

### Mnemonic

The round brackets  $(, )$  and non-shaded circle both form an “O” shape which stands for “Open and Omit”.

Taking combinations of round and square brackets, we can write different possible types of intervals (we assume  $a < b$ ):

$(a, b) = \{x \in \mathbb{R} : a < x < b\}$ 	$[a, b] = \{x \in \mathbb{R} : a \leq x \leq b\}$ 	$[a, b) = \{x \in \mathbb{R} : a \leq x < b\}$ 
$(a, b] = \{x \in \mathbb{R} : a < x \leq b\}$ 	$(a, \infty) = \{x \in \mathbb{R} : x > a\}$ 	$[a, \infty) = \{x \in \mathbb{R} : x \geq a\}$ 
$(-\infty, b) = \{x \in \mathbb{R} : x < b\}$ 	$(-\infty, b] = \{x \in \mathbb{R} : x \leq b\}$ 	$(-\infty, \infty) = \mathbb{R} = \text{all real numbers}$ 

*Note:* Any set which is bound at positive and/or negative infinity is an open interval.

## Inequality Rules

Before solving inequalities, we start with the properties and rules of inequalities.

### Inequality Rules

**Add/subtract a number to both sides:**

- If  $a < b$ , then  $a + c < b + c$  and  $a - c < b - c$ .

**Adding two inequalities of the same type:**

- If  $a < b$  and  $c < d$ , then  $a + c < b + d$ .  
*Add the left sides together, add the right sides together.*

**Multiplying by a positive number:**

- Let  $c > 0$ . If  $a < b$ , then  $c \cdot a < c \cdot b$ .

**Multiplying by a negative number:**

- Let  $c < 0$ . If  $a < b$ , then  $c \cdot a > c \cdot b$ .  
*Note that we reversed the inequality symbol!*

Similar rules hold for each of  $\leq$ ,  $>$  and  $\geq$ .

## Solving Basic Inequalities

We can use the inequality rules to solve some simple inequalities.

### Example 1.10: Basic Inequality

Find all values of  $x$  satisfying

$$3x + 1 > 2x - 3.$$

Write your answer in both interval and set-builder notation. Finally, draw a number line indicating your solution set.

**Solution.** Subtracting  $2x$  from both sides gives  $x + 1 > -3$ . Subtracting 1 from both sides gives  $x > -4$ . Therefore, the solution is the interval  $(-4, \infty)$ . In set-builder notation the solution may be written as  $\{x \in \mathbb{R} : x > -4\}$ . We illustrate the solution on the number line as follows:



Sometimes we need to split our inequality into two cases as the next example demonstrates.

### Example 1.11: Double Inequalities


Solve the inequality

$$4 > 3x - 2 \geq 2x - 1.$$

## 1.1. ALGEBRA

**Solution.** We need both  $4 > 3x - 2$  and  $3x - 2 \geq 2x - 1$  to be true:

$$\begin{aligned}4 > 3x - 2 & \quad \text{and} \quad 3x - 2 \geq 2x - 1, \\6 > 3x & \quad \text{and} \quad x - 2 \geq -1, \\2 > x & \quad \text{and} \quad x \geq 1, \\x < 2 & \quad \text{and} \quad x \geq 1.\end{aligned}$$

Thus, we require  $x \geq 1$  but also  $x < 2$  to be true. This gives all the numbers between 1 and 2, including 1 but not including 2. That is, the solution to the inequality  $4 > 3x - 2 \geq 2x - 1$  is the interval  $[1, 2)$ . In set-builder notation this is the set  $\{x \in \mathbb{R} : 1 \leq x < 2\}$ . 

### Example 1.12: Positive Inequality

Solve  $4x - x^2 > 0$ .


**Solution.** We provide two methods to solve this inequality.

*First method.* Factor  $4x - x^2$  as  $x(4 - x)$ . The product of two numbers is positive when either both are positive or both are negative, i.e., if either  $x > 0$  and  $4 - x > 0$ , or else  $x < 0$  and  $4 - x < 0$ . The latter alternative is impossible, since if  $x$  is negative, then  $4 - x$  is greater than 4, and so cannot be negative. As for the first alternative, the condition  $4 - x > 0$  can be rewritten (adding  $x$  to both sides) as  $4 > x$ , so we need:  $x > 0$  and  $4 > x$  (this is sometimes combined in the form  $4 > x > 0$ , or, equivalently,  $0 < x < 4$ ). In interval notation, this says that the solution is the interval  $(0, 4)$ .

*Second method.* Write  $4x - x^2$  as  $-(x^2 - 4x)$ , and then complete the square, obtaining

$$-\left((x - 2)^2 - 4\right) = 4 - (x - 2)^2.$$

For this to be positive we need  $(x - 2)^2 < 4$ , which means that  $x - 2$  must be less than 2 and greater than  $-2$ :  $-2 < x - 2 < 2$ . Adding 2 to everything gives  $0 < x < 4$ .

Both of these methods are equally correct; you may use either in a problem of this type. 

We next present another method to solve more complicated looking inequalities. In the next example we will solve a rational inequality by using a number line and test points. We follow the guidelines below.

### Guidelines for Solving Rational Inequalities

1. Move everything to *one side* to get a 0 on the other side.
2. If needed, combine terms using a *common denominator*.
3. *Factor* the numerator and denominator.
4. Identify points where either the numerator or denominator is 0. Such points are called **split points**.
5. Draw a *number line* and indicate your split points on the number line. Draw *closed/open circles* for each split point depending on if that split point satisfies the inequality (division by zero is not allowed).
6. The split points will split the number line into subintervals. For each subinterval pick a *test point* and see if the expression in Step 3 is positive or negative. Indicate this with a + or - symbol on the number line for that subinterval.
7. Now write your answer in set-builder notation. Use the union symbol  $\cup$  if you have multiple intervals in your solution.

### Example 1.13: Rational Inequality

Write the solution to the following inequality using interval notation:

$$\frac{2-x}{2+x} \geq 1.$$

**Solution.** One method to solve this inequality is to multiply both sides by  $2+x$ , but because we do not know if  $2+x$  is positive or negative we must split it into two cases (*Case 1*:  $2+x > 0$  and *Case 2*:  $2+x < 0$ ).

Instead we follow the guidelines for solving rational inequalities:

$$\text{Start with original problem: } \frac{2-x}{2+x} \geq 1$$

$$\text{Move everything to one side: } \frac{2-x}{2+x} - 1 \geq 0$$

$$\text{Find a common denominator: } \frac{2-x}{2+x} - \frac{2+x}{2+x} \geq 0$$

$$\text{Combine fractions: } \frac{(2-x) - (2+x)}{2+x} \geq 0$$


$$\text{Expand numerator: } \frac{2-x-2-x}{2+x} \geq 0$$

$$\text{Simplify numerator: } \frac{-2x}{2+x} \geq 0 \quad (*)$$


Now we have the numerator and denominator in fully factored form. The split points are

## 1.1. ALGEBRA

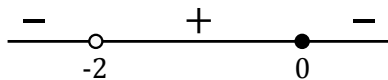
$x = 0$  (makes the numerator 0) and  $x = -2$  (makes the denominator 0). Let us draw a number line with the split points indicated on it:



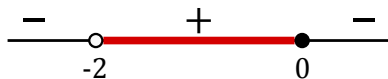
The point  $x = 0$  is included since if we sub  $x = 0$  into (\*) we get  $0 \geq 0$  which is true. The point  $x = -2$  is not included since we cannot divide by zero. We indicate this with open/closed circles on the number line (remember that open means omit):



Now choosing a test point from each of the three subintervals we can determine if the expression  $\frac{-2x}{2+x}$  is positive or negative. When  $x = -3$ , it is negative. When  $x = -1$ , it is positive. When  $x = 1$ , it is negative. Indicating this on the number line gives:



Since we wish to solve  $\frac{-2x}{2+x} \geq 0$ , we look at where the + signs are and shade that area on the number line:



Since there is a closed circle at 0, we include it. Therefore, the solution is  $(-2, 0]$ . ♣

### Example 1.14: Rational Inequality

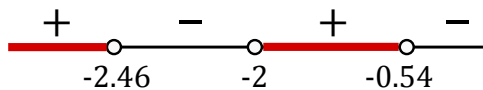
Write the solution to the following inequality using interval notation:

$$\frac{2}{x+2} > 3x+3.$$

**Solution.** We provide a brief outline of the solution. By subtracting  $(3x+3)$  from both sides and using a common denominator of  $x+2$ , we can collect like terms and simplify to get:

$$\frac{-(3x^2+9x+4)}{x+2} > 0.$$

The denominator is zero when  $x = -2$ . Using the quadratic formula, the numerator is zero when  $x = \frac{-9 \pm \sqrt{33}}{6}$  (these two numbers are approximately  $-2.46$  and  $-0.54$ ). Since the inequality uses “ $>$ ” and  $0 > 0$  is false, we do not include any of the split points in our solution. After choosing suitable test points and determining the sign of  $\frac{-(3x^2+9x+4)}{x+2}$  we have



Looking where the + symbols are located gives the solution:

$$\left(-\infty, \frac{-9 - \sqrt{33}}{6}\right) \cup \left(-2, \frac{-9 + \sqrt{33}}{6}\right).$$

When writing the final answer we use *exact* expressions for numbers in mathematics, not approximations (unless stated otherwise). ♣

### 1.1.5. The Absolute Value

The **absolute value** of a number  $x$  is written as  $|x|$  and represents the *distance*  $x$  is from zero. Mathematically, we define it as follows:

$$|x| = \begin{cases} x, & \text{if } x \geq 0, \\ -x, & \text{if } x < 0. \end{cases}$$

Thus, if  $x$  is a negative real number, then  $-x$  is a positive real number. The absolute value does *not* just turn minuses into pluses. That is,  $|2x - 1| \neq 2x + 1$ . You should be familiar with the following properties.

#### Absolute Value Properties

1.  $|x| \geq 0$ .
2.  $|xy| = |x||y|$ .
3.  $|1/x| = 1/|x|$  when  $x \neq 0$ .
4.  $|-x| = |x|$ .
5.  $|x + y| \leq |x| + |y|$ . This is called the **triangle inequality**.
6.  $\sqrt{x^2} = |x|$ .

#### Example 1.15: $\sqrt{x^2} = |x|$

Observe that  $\sqrt{(-3)^2}$  gives an answer of 3, not  $-3$ .

When solving inequalities with absolute values, the following are helpful.

#### Case 1: $a > 0$ .

- $|x| = a$  has solutions  $x = \pm a$ .
- $|x| \leq a$  means  $x \geq -a$  **and**  $x \leq a$  (that is,  $-a \leq x \leq a$ ).
- $|x| < a$  means  $x < -a$  **and**  $x < a$  (that is,  $-a < x < a$ ).
- $|x| \geq a$  means  $x \leq -a$  **or**  $x \geq a$ .
- $|x| > a$  means  $x < -a$  **or**  $x > a$ .

#### Case 2: $a < 0$ .

- $|x| = a$  has no solutions.
- Both  $|x| \leq a$  and  $|x| < a$  have no solutions.
- Both  $|x| \geq a$  and  $|x| > a$  have solution set  $\{x|x \in \mathbb{R}\}$ .

#### Case 3: $a = 0$ .

- $|x| = 0$  has solution  $x = 0$ .

## 1.1. ALGEBRA

- $|x| < 0$  has no solutions.
- $|x| \leq 0$  has solution  $x = 0$ .
- $|x| > 0$  has solution set  $\{x \in \mathbb{R} | x \neq 0\}$ .
- $|x| \geq 0$  has solution set  $\{x | x \in \mathbb{R}\}$ .

### 1.1.6. Solving Inequalities that Contain Absolute Values

We start by solving an equality that contains an absolute value. To do so, we recall that if  $a \geq 0$  then the solution to  $|x| = a$  is  $x = \pm a$ . In cases where we are not sure if the right side is positive or negative, we must perform a check at the end.

#### Example 1.16: Absolute Value Equality


Solve for  $x$  in  $|2x + 3| = 2 - x$ .

**Solution.** This means that either:

$$\begin{array}{lcl} 2x + 3 = +(2 - x) & \text{or} & 2x + 3 = -(2 - x) \\ 2x + 3 = 2 - x & \text{or} & 2x + 3 = -2 + x \\ 3x = -1 & \text{or} & x = -5 \\ x = -1/3 & \text{or} & x = -5 \end{array}$$

Since we do not know if the right side " $a = 2 - x$ " is positive or negative, we must perform a check of our answers omit any that are incorrect.


If  $x = -1/3$ , then we have  $LS = |2(-1/3) + 3| = |-2/3 + 3| = |7/3| = 7/3$  and  $RS = 2 - (-1/3) = 7/3$ . In this case  $LS = RS$ , so  $x = -1/3$  is a solution.

If  $x = -5$ , then we have  $LS = |2(-5) + 3| = |-10 + 3| = |-7| = 7$  and  $RS = 2 - (-5) = 2 + 5 = 7$ . In this case  $LS = RS$ , so  $x = -5$  is a solution. 

We next look at absolute values and inequalities.


#### Example 1.17: Absolute Value Inequality

Solve  $|x - 5| < 7$ .


**Solution.** This simply means  $-7 < x - 5 < 7$ . Adding 5 to each gives  $-2 < x < 12$ . Therefore the solution is the interval  $(-2, 12)$ . 

In some questions you must be careful when multiplying by a negative number as in the next problem.

**Example 1.18: Absolute Value Inequality**Solve  $|2 - z| < 7$ .

**Solution.** This simply means  $-7 < 2 - z < 7$ . Subtracting 2 gives:  $-9 < -z < 5$ . Now multiplying by  $-1$  gives:  $9 > z > -5$ . *Remember to reverse the inequality signs!* We can rearrange this as  $-5 < z < 9$ . Therefore the solution is the interval  $(-5, 9)$ . 

**Example 1.19: Absolute Value Inequality**Solve  $|2 - z| \geq 7$ .

**Solution.** Recall that for  $a > 0$ ,  $|x| \geq a$  means  $x \leq -a$  or  $x \geq a$ . Thus, either  $2 - z \leq -7$  or  $2 - z \geq 7$ . Either  $9 \leq z$  or  $-5 \geq z$ . Either  $z \geq 9$  or  $z \leq -5$ . In interval notation, either  $z$  is in  $[9, \infty)$  or  $z$  is in  $(-\infty, -5]$ . All together, we get our solution to be:  $(-\infty, -5] \cup [9, \infty)$ . 


In the previous two examples the *only* difference is that one had  $<$  in the question and the other had  $\geq$ . Combining the two solutions gives the *entire* real number line!

**Example 1.20: Absolute Value Inequality**Solve  $0 < |x - 5| \leq 7$ .

**Solution.** We split this into two cases.

(1) For  $0 < |x - 5|$  note that we always have that an absolute value is positive or zero (i.e.,  $0 \leq |x - 5|$  is always true). So, for this part, we need to avoid  $0 = |x - 5|$  from occurring. Thus,  $x$  *cannot* be 5, that is,  $x \neq 5$ .

(2) For  $|x - 5| \leq 7$ , we have  $-7 \leq x - 5 \leq 7$ . Adding 5 to each gives  $-2 \leq x \leq 12$ . Therefore the solution to  $|x - 5| \leq 7$  is the interval  $[-2, 12]$ .

To combine (1) and (2) we need combine  $x \neq 5$  with  $x \in [-2, 12]$ . Omitting 5 from the interval  $[-2, 12]$  gives our solution to be:  $[-2, 5) \cup (5, 12]$ . 

## Exercises for 1.1

**Exercise 1.1.1.** Find the constants  $a, b, c$  if the expression

$$\frac{4x^{-1}y^2\sqrt[3]{x}}{2x\sqrt{y}}$$

is written in the form  $ax^by^c$ .

**Exercise 1.1.2.** Find the roots of the quadratic equation

$$x^2 - 2x - 24 = 0.$$



## 1.2. ANALYTIC GEOMETRY

**Exercise 1.1.3.** Solve the equation

$$\frac{x}{4x - 16} - 2 = \frac{1}{x - 3}.$$

**Exercise 1.1.4.** Solve the following inequalities. Write your answer as a union of intervals.

a)  $3x + 1 > 6$

d)  $x^2 + 1 > 0$

b)  $0 \leq 7x - 1 < 1$

e)  $x^2 + 1 < 0$

c)  $\frac{x^2(x - 1)}{(x + 2)(x + 3)^3} \leq 0.$

f)  $x^2 + 1 > 2x$

**Exercise 1.1.5.** Solve the equation  $|6x + 2| = 1.$

**Exercise 1.1.6.** Solve the equation  $\sqrt{1 - x} + x = 1.$

# 1.2 Analytic Geometry

---

In what follows, we use the notation  $(x_1, y_1)$  to represent a point in the  $(x, y)$  coordinate system, also called the  $(x, y)$ -plane. Previously, we used  $(a, b)$  to represent an open interval. Notation often gets reused and abused in mathematics, but thankfully, it is usually clear from the context what we mean.

In the  $(x, y)$  coordinate system we normally write the  $x$ -axis horizontally, with positive numbers to the right of the origin, and the  $y$ -axis vertically, with positive numbers above the origin. That is, unless stated otherwise, we take “rightward” to be the positive  $x$ -direction and “upward” to be the positive  $y$ -direction. In a purely mathematical situation, we normally choose the same scale for the  $x$ - and  $y$ -axes. For example, the line joining the origin to the point  $(a, a)$  makes an angle of  $45^\circ$  with the  $x$ -axis (and also with the  $y$ -axis).

In applications, often letters other than  $x$  and  $y$  are used, and often different scales are chosen in the horizontal and vertical directions.

### Example 1.21: Data Plot

Suppose you drop a coin from a window, and you want to study how its height above the ground changes from second to second. It is natural to let the letter  $t$  denote the time (the number of seconds since the object was released) and to let the letter  $h$  denote the height. For each  $t$  (say, at one-second intervals) you have a corresponding height  $h$ . This information can be tabulated, and then plotted on the  $(t, h)$  coordinate plane, as shown in figure 1.1.

We use the word “quadrant” for each of the four regions into which the plane is divided by the axes: the first quadrant is where points have both coordinates positive, or the “northeast” portion of the plot, and the second, third, and fourth quadrants are counted off counterclockwise, so the second quadrant is the northwest, the third is the southwest, and the fourth is the southeast.

Suppose we have two points  $A$  and  $B$  in the  $(x, y)$ -plane. We often want to know the change in  $x$ -coordinate (also called the “horizontal distance”) in going from  $A$  to  $B$ . This is

<i>seconds</i>	0	1	2	3	4
<i>meters</i>	80	75.1	60.4	35.9	1.6

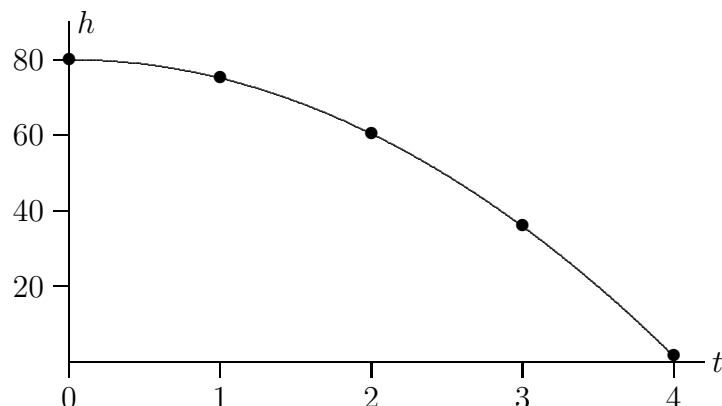


Figure 1.1: A data plot, height versus time.

often written  $\Delta x$ , where the meaning of  $\Delta$  (a capital delta in the Greek alphabet) is “change in”. Thus,  $\Delta x$  can be read as “change in  $x$ ” although it usually is read as “delta  $x$ ”. The point is that  $\Delta x$  denotes a single number, and should not be interpreted as “delta times  $x$ ”. Similarly, the “change in  $y$ ” is written  $\Delta y$  and represents the difference between the  $y$ -coordinates of the two points. It is the vertical distance you have to move in going from  $A$  to  $B$ .

### Example 1.22: Change in $x$ and $y$

If  $A = (2, 1)$  and  $B = (3, 3)$  the change in  $x$  is

$$\Delta x = 3 - 2 = 1$$

while the change in  $y$  is

$$\Delta y = 3 - 1 = 2.$$

The general formulas for the change in  $x$  and the change in  $y$  between a point  $(x_1, y_1)$  and a point  $(x_2, y_2)$  are:

$$\Delta x = x_2 - x_1, \quad \Delta y = y_2 - y_1.$$

Note that either or both of these might be negative.

### 1.2.1. Lines

If we have two *distinct* points  $A(x_1, y_1)$  and  $B(x_2, y_2)$ , then we can draw one and only one straight line through both points. By the **slope** of this line we mean the ratio of  $\Delta y$  to  $\Delta x$ . The slope is often denoted by the letter  $m$ .

## 1.2. ANALYTIC GEOMETRY

### Slope Formula

The slope of the line joining the points  $(x_1, y_1)$  and  $(x_2, y_2)$  is:

$$m = \frac{\Delta y}{\Delta x} = \frac{(y_2 - y_1)}{(x_2 - x_1)} = \frac{\text{rise}}{\text{run}}.$$

### Example 1.23: Slope of a Line Joining Two Points

The line joining the two points  $(1, -2)$  and  $(3, 5)$  has slope  $m = \frac{5 - (-2)}{3 - 1} = \frac{7}{2}$ .

The most familiar form of the equation of a straight line is:

$$y = mx + b.$$

Here  $m$  is the slope of the line: if you increase  $x$  by 1, the equation tells you that you have to increase  $y$  by  $m$ ; and if you increase  $x$  by  $\Delta x$ , then  $y$  increases by  $\Delta y = m\Delta x$ . The number  $b$  is called the **y-intercept**, because it is where the line crosses the  $y$ -axis (when  $x = 0$ ). If you know two points on a line, the formula  $m = (y_2 - y_1)/(x_2 - x_1)$  gives you the slope. Once you know a point and the slope, then the  $y$ -intercept can be found by substituting the coordinates of either point in the equation:  $y_1 = mx_1 + b$ , i.e.,  $b = y_1 - mx_1$ . Alternatively, one can use the “**point-slope**” form of the equation of a straight line: start with  $(y - y_1)/(x - x_1) = m$  and then multiply to get

$$(y - y_1) = m(x - x_1),$$

the point-slope form. Of course, this may be further manipulated to get  $y = mx - mx_1 + y_1$ , which is essentially the “ $y = mx + b$ ” form.

It is possible to find the equation of a line between two points directly from the relation  $m = (y - y_1)/(x - x_1) = (y_2 - y_1)/(x_2 - x_1)$ , which says “the slope measured between the point  $(x_1, y_1)$  and the point  $(x_2, y_2)$  is the same as the slope measured between the point  $(x_1, y_1)$  and any other point  $(x, y)$  on the line.” For example, if we want to find the equation of the line joining our earlier points  $A(2, 1)$  and  $B(3, 3)$ , we can use this formula:

$$m = \frac{y - 1}{x - 2} = \frac{3 - 1}{3 - 2} = 2, \quad \text{so that} \quad y - 1 = 2(x - 2), \quad \text{i.e.,} \quad y = 2x - 3.$$

Of course, this is really just the point-slope formula, except that we are not computing  $m$  in a separate step. We summarize the three common forms of writing a straight line below:

### Slope-Intercept Form of a Straight Line

An equation of a line with slope  $m$  and  $y$ -intercept  $b$  is:

$$y = mx + b.$$

**Point-Slope Form of a Straight Line**

An equation of a line passing through  $(x_1, y_1)$  and having slope  $m$  is:

$$y - y_1 = m(x - x_1).$$

**General Form of a Straight Line**

Any line can be written in the form

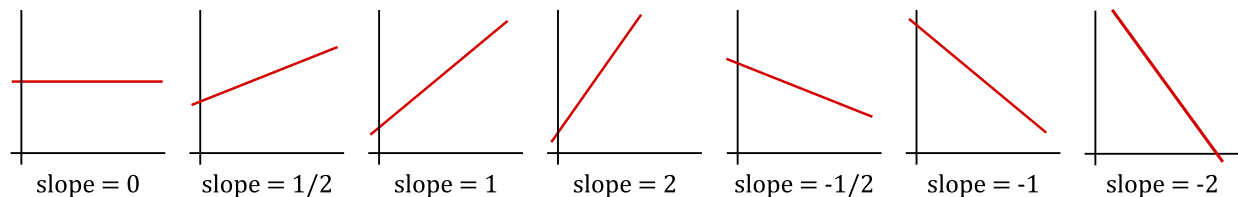
$$Ax + By + C = 0,$$

where  $A, B, C$  are constants and  $A, B$  are not both 0.

The slope  $m$  of a line in the form  $y = mx + b$  tells us the direction in which the line is pointing. If  $m$  is positive, the line goes into the 1st quadrant as you go from left to right. If  $m$  is large and positive, it has a steep incline, while if  $m$  is small and positive, then the line has a small angle of inclination. If  $m$  is negative, the line goes into the 4th quadrant as you go from left to right. If  $m$  is a large negative number (large in absolute value), then the line points steeply downward. If  $m$  is negative but small in absolute value, then it points only a little downward.

If  $m = 0$ , then the line is horizontal and its equation is simply  $y = b$ .

All of these possibilities are illustrated below.



There is one type of line that cannot be written in the form  $y = mx + b$ , namely, vertical lines. A vertical line has an equation of the form  $x = a$ . Sometimes one says that a vertical line has an “infinite” slope.

It is often useful to find the  $x$ -intercept of a line  $y = mx + b$ . This is the  $x$ -value when  $y = 0$ . Setting  $mx + b$  equal to 0 and solving for  $x$  gives:  $x = -b/m$ .

**Example 1.24: Finding  $x$ -intercepts**

To find  $x$ -intercept(s) of the line  $y = 2x - 3$  we set  $y = 0$  and solve for  $x$ :

$$0 = 2x - 3 \quad \rightarrow \quad x = \frac{3}{2}.$$

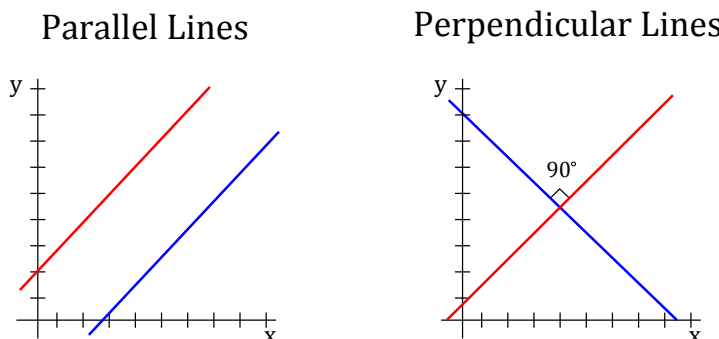
Thus, the line has an  $x$ -intercept of  $3/2$ .

It is often necessary to know if two lines are parallel or perpendicular. Let  $m_1$  and  $m_2$  be the slopes of the nonvertical lines  $L_1$  and  $L_2$ . Then:

## 1.2. ANALYTIC GEOMETRY

- $L_1$  and  $L_2$  are **parallel** if and only if  $m_1 = m_2$ .
- $L_1$  and  $L_2$  are **perpendicular** if and only if  $m_2 = \frac{-1}{m_1}$ .

In the case of perpendicular lines, we say their slopes are *negative reciprocals*. Below is a visual representation of a pair of parallel lines and a pair of perpendicular lines.



### Example 1.25: Equation of a Line

For each part below, find an equation of a line satisfying the requirements:

- Through the two points  $(0, 3)$  and  $(-2, 4)$ .
- With slope 7 and through point  $(1, -2)$ .
- With slope 2 and  $y$ -intercept 4.
- With  $x$ -intercept 8 and  $y$ -intercept  $-3$ .
- Through point  $(5, 3)$  and parallel to the line  $2x + 4y + 2 = 0$ .
- With  $y$ -intercept 4 and perpendicular to the line  $y = -\frac{2}{3}x + 3$ .

**Solution.** (a) We use the *slope formula* on  $(x_1, y_1) = (0, 3)$  and  $(x_2, y_2) = (-2, 4)$  to find  $m$ :

$$m = \frac{(4) - (3)}{(-2) - (0)} = \frac{1}{-2} = -\frac{1}{2}.$$

Now using the *point-slope formula* we get an equation to be:

$$y - 3 = -\frac{1}{2}(x - 0) \quad \rightarrow \quad y = -\frac{1}{2}x + 3.$$

(b) Using the *point-slope formula* with  $m = 7$  and  $(x_1, y_1) = (1, -2)$  gives:

$$y - (-2) = 7(x - 1) \quad \rightarrow \quad y = 7x - 9.$$

(c) Using the *slope-intercept formula* with  $m = 2$  and  $b = 4$  we get  $y = 2x + 4$ .

(d) Note that the intercepts give us two points:  $(x_1, y_1) = (8, 0)$  and  $(x_2, y_2) = (0, -3)$ . Now follow the steps in part (a):

$$m = \frac{-3 - 0}{0 - 8} = \frac{3}{8}$$

. Using the *point-slope formula* we get an equation to be:

$$y - (-3) = \frac{3}{8}(x - 0) \quad \rightarrow \quad y = \frac{3}{8}x - 3$$

(e) The line  $2x + 4y + 2 = 0$  can be written as:

$$4y = -2x - 2 \quad \rightarrow \quad y = -\frac{1}{2}x - \frac{1}{2}.$$

This line has slope  $-1/2$ . Since our line is *parallel* to it, we have  $m = -1/2$ . Now we have a point  $(x_1, y_1) = (5, 3)$  and slope  $m = -1/2$ , thus, the *point-slope formula* gives:

$$y - 3 = -\frac{1}{2}(x - 5).$$

(f) The line  $y = -\frac{2}{3}x + 3$  has slope  $m = -2/3$ . Since our line is perpendicular to it, the slope of our line is the *negative reciprocal*, hence,  $m = 3/2$ . Now we have  $b = 4$  and  $m = 3/2$ , thus by the *slope-intercept formula*, an equation of the line is

$$y = \frac{3}{2}x + 4.$$

### Example 1.26: Parallel and Perpendicular Lines

Are the two lines  $7x + 2y + 3 = 0$  and  $6x - 4y + 2 = 0$  perpendicular? Are they parallel? If they are not parallel, what is their point of intersection?

**Solution.** The first line is:

$$7x + 2y + 3 = 0 \quad \rightarrow \quad 2y = -7x - 3 \quad \rightarrow \quad y = -\frac{7}{2}x - \frac{3}{2}.$$


It has slope  $m_1 = -7/2$ . The second line is:

$$6x - 4y + 2 = 0 \quad \rightarrow \quad -4y = -6x - 2 \quad \rightarrow \quad y = \frac{3}{2}x + \frac{1}{2}.$$

It has slope  $m_2 = 3/2$ . Since  $m_1 \cdot m_2 \neq -1$  (they are not negative reciprocals), the lines are not perpendicular. Since  $m_1 \neq m_2$  the lines are not parallel.

We find points of intersection by setting  $y$ -values to be the same and solving. In particular, we have

$$-\frac{7}{2}x - \frac{3}{2} = \frac{3}{2}x + \frac{1}{2}.$$

Solving for  $x$  gives  $x = -2/5$ . Then substituting this into either equation gives  $y = -1/10$ . Therefore, the lines intersect at the point  $(-2/5, -1/10)$ . 

### 1.2.2. Distance between Two Points and Midpoints

Given two points  $(x_1, y_1)$  and  $(x_2, y_2)$ , recall that their horizontal distance from one another is  $\Delta x = x_2 - x_1$  and their vertical distance from one another is  $\Delta y = y_2 - y_1$ . Actually, the word “distance” normally denotes “positive distance”.  $\Delta x$  and  $\Delta y$  are *signed* distances, but this is clear from context. The (positive) distance from one point to the other is the length of the hypotenuse of a right triangle with legs  $|\Delta x|$  and  $|\Delta y|$ , as shown in figure 1.2. The Pythagorean Theorem states that the distance between the two points is the square root of the sum of the squares of the horizontal and vertical sides:

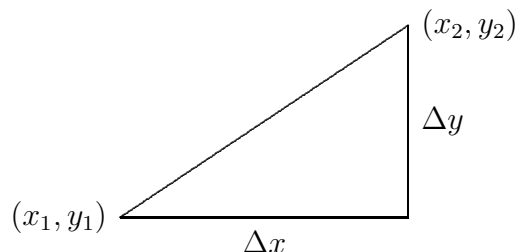


Figure 1.2: Distance between two points (here,  $\Delta x$  and  $\Delta y$  are positive).

#### Distance Formula

The distance between points  $(x_1, y_1)$  and  $(x_2, y_2)$  is

$$\text{distance} = \sqrt{(\Delta x)^2 + (\Delta y)^2} = \sqrt{(x_2 - x_1)^2 + (y_2 - y_1)^2}.$$

#### Example 1.27: Distance Between Two Points

The distance,  $d$ , between points  $A(2, 1)$  and  $B(3, 3)$  is

$$d = \sqrt{(3 - 2)^2 + (3 - 1)^2} = \sqrt{5}.$$

As a special case of the distance formula, suppose we want to know the distance of a point  $(x, y)$  to the origin. According to the distance formula, this is

$$\sqrt{(x - 0)^2 + (y - 0)^2} = \sqrt{x^2 + y^2}.$$

A point  $(x, y)$  is at a distance  $r$  from the origin if and only if  $\sqrt{x^2 + y^2} = r$ , or, if we square both sides:  $x^2 + y^2 = r^2$ . As illustrated in the next section, this is the equation of the circle of radius,  $r$ , centered at the origin.

Furthermore, given two points we can determine the **midpoint** of the line segment joining the two points.

#### Midpoint Formula

The midpoint of the line segment joining two points  $(x_1, y_1)$  and  $(x_2, y_2)$  is the point with coordinates:

$$\text{midpoint} = \left( \frac{x_1 + x_2}{2}, \frac{y_1 + y_2}{2} \right).$$

**Example 1.28: Midpoint of a Line Segment**

Find the midpoint of the line segment joining the given points:  $(1, 0)$  and  $(5, -2)$ .

**Solution.** Using the *midpoint formula* on  $(x_1, y_1) = (1, 0)$  and  $(x_2, y_2) = (5, -2)$  we get:

$$\left( \frac{(1) + (5)}{2}, \frac{(0) + (-2)}{2} \right) = (3, -1).$$

Thus, the midpoint of the line segment occurs at  $(3, -1)$ . ♣

**1.2.3. Conics**

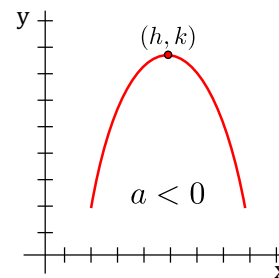
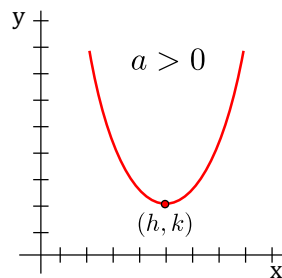
In this section we review equations of parabolas, circles, ellipses and hyperbolas. We will give the equations of various conics in **standard form** along with a sketch. A useful mnemonic is the following.

**Mnemonic**

In each conic formula presented, the terms ' $x - h$ ' and ' $y - k$ ' will always appear. The point  $(h, k)$  will always represent either the centre or vertex of the particular conic.

**Vertical Parabola:** The equation of a vertical parabola is:

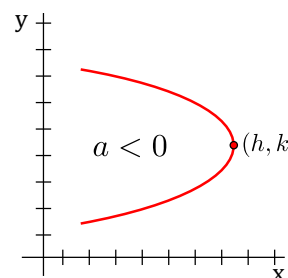
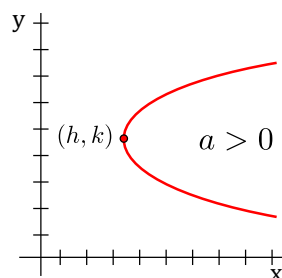
$$y - k = a(x - h)^2$$



- $(h, k)$  is the *vertex* of the parabola.
- $a$  is the vertical *stretch factor*.
- If  $a > 0$ , the parabola opens *upward*.
- If  $a < 0$ , the parabola opens *downward*.

**Horizontal Parabola:** The equation of a horizontal parabola is:

$$x - h = a(y - k)^2$$



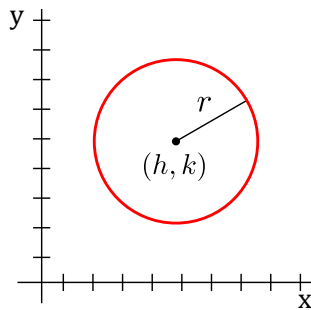


## 1.2. ANALYTIC GEOMETRY

- $(h, k)$  is the *vertex* of the parabola.
- $a$  is the horizontal *stretch factor*.
- If  $a > 0$ , the parabola opens *right*.
- If  $a < 0$ , the parabola opens *left*.

**Circle:** The equation of a circle is:

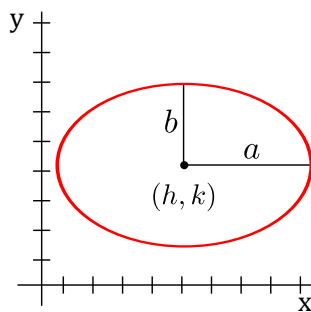
$$(x - h)^2 + (y - k)^2 = r^2$$



- $(h, k)$  is the *centre* of the circle.
- $r$  is the *radius* of the circle.

**Ellipse:** The equation of an ellipse is:

$$\frac{(x - h)^2}{a^2} + \frac{(y - k)^2}{b^2} = 1$$



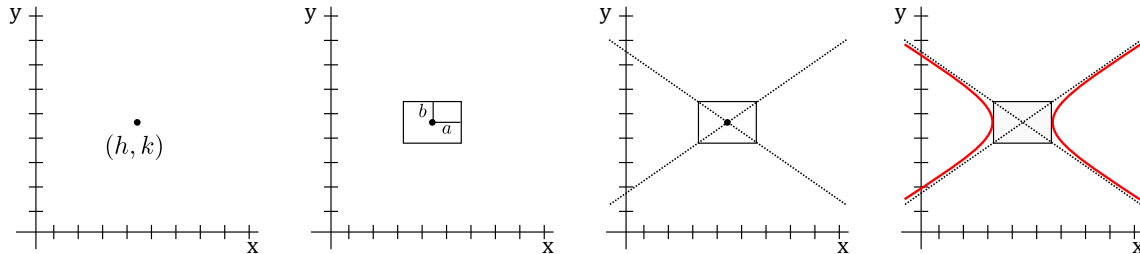
- $(h, k)$  is the *centre* of the ellipse.
- $a$  is the *horizontal distance* from the centre to the edge of the ellipse.
- $b$  is the *vertical distance* from the centre to the edge of the ellipse.

**Horizontal Hyperbola:** The equation of a horizontal hyperbola is:

$$\frac{(x - h)^2}{a^2} - \frac{(y - k)^2}{b^2} = 1$$

- $(h, k)$  is the *centre* of the hyperbola.
- $a, b$  are the *reference box* values. The box has a centre of  $(h, k)$ .
- $a$  is the *horizontal distance* from the centre to the edge of the box.
- $b$  is the *vertical distance* from the centre to the edge of the box.

Given the equation of a horizontal hyperbola, one may sketch it by first placing a dot at the point  $(h, k)$ . Then draw a box around  $(h, k)$  with horizontal distance  $a$  and vertical distance  $b$  to the edge of the box. Then draw dotted lines (called the **asymptotes** of the hyperbola) through the corners of the box. Finally, sketch the hyperbola in a horizontal direction as illustrated below.

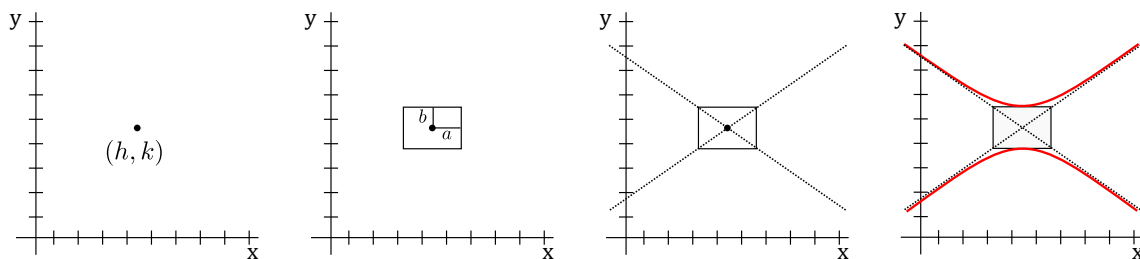


**Vertical Hyperbola:** The equation of a vertical hyperbola is:

$$\frac{(x - h)^2}{a^2} - \frac{(y - k)^2}{b^2} = -1$$

- $(h, k)$  is the *centre* of the hyperbola.
- $a$  is the *horizontal distance* from the centre to the edge of the box.
- $a, b$  are the *reference box* values. The box has a centre of  $(h, k)$ .
- $b$  is the *vertical distance* from the centre to the edge of the box.

Given the equation of a vertical hyperbola, one may sketch it by following the same steps as with a horizontal hyperbola, but sketching the hyperbola going in a vertical direction.



**Determining the Type of Conic**

An equation of the form

$$Ax^2 + Bxy + Cy^2 + Dx + Ey + F = 0$$

gives rise to a graph that can be generated by performing a conic section (parabolas, circles, ellipses, hyperbolas). Note that the  $Bxy$  term involves conic rotation. The  $Dx$ ,  $Ey$ , and  $F$  terms affect the vertex and centre. For simplicity, we will omit the  $Bxy$  term. To determine the type of graph we focus our analysis on the values of  $A$  and  $C$ .

- If  $A = C$ , the graph is a *circle*.
- If  $AC > 0$  (and  $A \neq C$ ), the graph is an *ellipse*.
- If  $AC = 0$ , the graph is a *parabola*.
- If  $AC < 0$ , the graph is a *hyperbola*.

**Example 1.29: Center and Radius of a Circle**

Find the centre and radius of the circle  $y^2 + x^2 - 12x + 8y + 43 = 0$ .

**Solution.** We need to complete the square twice, once for the  $x$  terms and once for the  $y$  terms. We'll do both at the same time. First let's collect the terms with  $x$  together, the terms with  $y$  together, and move the number to the other side.

$$(x^2 - 12x) + (y^2 + 8y) = -43$$

We add 36 to both sides for the  $x$  term ( $-12 \rightarrow \frac{-12}{2} = -6 \rightarrow (-6)^2 = 36$ ), and 16 to both sides for the  $y$  term ( $8 \rightarrow \frac{8}{2} = 4 \rightarrow (4)^2 = 16$ ):

$$(x^2 - 12x + 36) + (y^2 + 8y + 16) = -43 + 36 + 16$$

Factoring gives:

$$(x - 6)^2 + (y + 4)^2 = 9.$$

Therefore, the centre of the circle is  $(6, -4)$  and the radius is 3. 

**Example 1.30: Type of Conic**

What type of conic is  $4x^2 - y^2 - 8x + 8 = 0$ ? Put it in standard form.

**Solution.** Here we have  $A = 4$  and  $C = -1$ . Since  $AC < 0$ , the conic is a hyperbola. Let us complete the square for the  $x$  and  $y$  terms. First let's collect the terms with  $x$  together, the terms with  $y$  together, and move the number to the other side.

$$(4x^2 - 8x) - y^2 = -8$$

Now we factor out 4 from the  $x$  terms.

$$4(x^2 - 2x) - y^2 = -8$$

Notice that we don't need to complete the square for the  $y$  terms (it is already completed!). To complete the square for the  $x$  terms we add **1** ( $-2 \rightarrow \frac{-2}{2} = -1 \rightarrow (-1)^2 = 1$ ), taking into consideration that the  $a$  value is 4:

$$4(x^2 - 2x + 1) - y^2 = -8 + 4 \cdot 1$$

Factoring gives:

$$4(x - 1)^2 - y^2 = -4$$

A hyperbola in standard form has  $\pm 1$  on the right side and a positive  $x^2$  on the left side, thus, we must divide by 4:

$$(x - 1)^2 - \frac{y^2}{4} = -1$$

Now we can see that the equation represents a vertical hyperbola with centre  $(1, 0)$  (and with  $a$  value  $\sqrt{1} = 1$ , and  $b$  value  $\sqrt{4} = 2$ ). ♣

### Example 1.31: Equation of Parabola

Find an equation of the parabola with vertex  $(1, -1)$  that passes through the points  $(-4, 24)$  and  $(7, 35)$ .

**Solution.** We first need to determine if it is a vertical parabola or horizontal parabola. See figure 1.3 for a sketch of the three points  $(1, -1)$ ,  $(-4, 24)$  and  $(7, 35)$  in the  $xy$ -plane. Note that the vertex is  $(1, -1)$ . Given the location of the vertex, the parabola cannot open

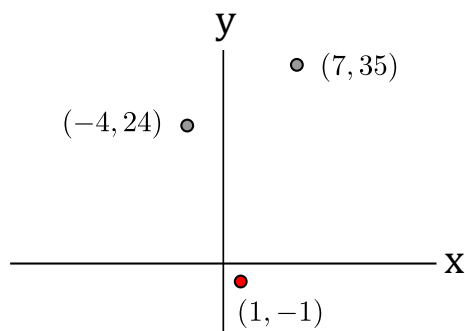


Figure 1.3: Figure for Example 1.31

downwards. It also cannot open left or right (because the vertex is between the other two points - if it were to open to the right, every other point would need to be to the right of the vertex; if it were to open to the left, every other point would need to be to the left of the vertex). Therefore, the parabola must open upwards and it is a vertical parabola. It has an equation of

$$y - k = a(x - h)^2.$$

As the vertex is  $(h, k) = (1, -1)$  we have:

$$y - (-1) = a(x - 1)^2$$

## 1.2. ANALYTIC GEOMETRY

To determine  $a$ , we substitute one of the points into the equation and solve. Let us substitute the point  $(x, y) = (-4, 24)$  into the equation:

$$24 - (-1) = a(-4 - 1)^2 \quad \rightarrow \quad 25 = 25a \quad \rightarrow \quad a = 1.$$

Therefore, the equation of the parabola is:

$$y + 1 = (x - 1)^2.$$

Note that if we substituted  $(7, 35)$  into the equation instead, we would also get  $a = 1$ . 

## Exercises for 1.2

---

**Exercise 1.2.1.** Find the equation of the line in the form  $y = mx + b$ :

- a) through  $(1, 1)$  and  $(-5, -3)$ ,
- b) through  $(-1, 2)$  with slope  $-2$ ,
- c) through  $(-1, 1)$  and  $(5, -3)$ .

**Exercise 1.2.2.** Change the following equations to the form  $y = mx + b$ , graph the line, and find the  $y$ -intercept and  $x$ -intercept.

- a)  $y - 2x = 2$
- b)  $x + y = 6$
- c)  $x = 2y - 1$
- d)  $3 = 2y$
- e)  $2x + 3y + 6 = 0$

**Exercise 1.2.3.** Determine whether the lines  $3x + 6y = 7$  and  $2x + 4y = 5$  are parallel.

**Exercise 1.2.4.** Suppose a triangle in the  $(x, y)$ -plane has vertices  $(-1, 0)$ ,  $(1, 0)$  and  $(0, 2)$ . Find the equations of the three lines that lie along the sides of the triangle in  $y = mx + b$  form.

**Exercise 1.2.5.** Let  $x$  stand for temperature in degrees Celsius (centigrade), and let  $y$  stand for temperature in degrees Fahrenheit. A temperature of  $0^\circ\text{C}$  corresponds to  $32^\circ\text{F}$ , and a temperature of  $100^\circ\text{C}$  corresponds to  $212^\circ\text{F}$ . Find the equation of the line that relates temperature Fahrenheit  $y$  to temperature Celsius  $x$  in the form  $y = mx + b$ . Graph the line, and find the point at which this line intersects  $y = x$ . What is the practical meaning of this point?

**Exercise 1.2.6.** A car rental firm has the following charges for a certain type of car: \$25 per day with 100 free miles included, \$0.15 per mile for more than 100 miles. Suppose you want to rent a car for one day, and you know you'll use it for more than 100 miles. What is the equation relating the cost  $y$  to the number of miles  $x$  that you drive the car?

**Exercise 1.2.7.** A photocopy store advertises the following prices: 5c per copy for the first 20 copies, 4c per copy for the 21st through 100th copy, and 3c per copy after the 100th copy. Let  $x$  be the number of copies, and let  $y$  be the total cost of photocopying. (a) Graph the cost as  $x$  goes from 0 to 200 copies. (b) Find the equation in the form  $y = mx + b$  that tells you the cost of making  $x$  copies when  $x$  is more than 100.

**Exercise 1.2.8.** Market research tells you that if you set the price of an item at \$1.50, you will be able to sell 5000 items; and for every 10 cents you lower the price below \$1.50 you will be able to sell another 1000 items. Let  $x$  be the number of items you can sell, and let  $P$  be the price of an item. (a) Express  $P$  linearly in terms of  $x$ , in other words, express  $P$  in the form  $P = mx + b$ . (b) Express  $x$  linearly in terms of  $P$ .

**Exercise 1.2.9.** An instructor gives a 100-point final exam, and decides that a score 90 or above will be a grade of 4.0, a score of 40 or below will be a grade of 0.0, and between 40 and 90 the grading will be linear. Let  $x$  be the exam score, and let  $y$  be the corresponding grade. Find a formula of the form  $y = mx + b$  which applies to scores  $x$  between 40 and 90.

**Exercise 1.2.10.** Find the distance between the pairs of points:

- a)  $(-1, 1)$  and  $(1, 1)$ ,
- b)  $(5, 3)$  and  $(-7, -2)$ ,
- c)  $(1, 1)$  and the origin.

**Exercise 1.2.11.** Find the midpoint of the line segment joining the point  $(20, -10)$  to the origin.

**Exercise 1.2.12.** Find the equation of the circle of radius 3 centered at:

- a)  $(0, 0)$
- b)  $(5, 6)$
- c)  $(-5, -6)$
- d)  $(0, 3)$
- e)  $(0, -3)$
- f)  $(3, 0)$

**Exercise 1.2.13.** For each pair of points  $A(x_1, y_1)$  and  $B(x_2, y_2)$  find an equation of the circle with center at  $A$  that goes through  $B$ .

- a)  $A(2, 0), B(4, 3)$
- b)  $A(-2, 3), B(4, 3)$

**Exercise 1.2.14.** Determine the type of conic and sketch it.

- a)  $x^2 + y^2 + 10y = 0$
- b)  $9x^2 - 90x + y^2 + 81 = 0$
- c)  $6x + y^2 - 8y = 0$

**Exercise 1.2.15.** Find the standard equation of the circle passing through  $(-2, 1)$  and tangent to the line  $3x - 2y = 6$  at the point  $(4, 3)$ . Sketch. (Hint: The line through the center of the circle and the point of tangency is perpendicular to the tangent line.)

## 1.3 Trigonometry

---

In this section we review the definitions of trigonometric functions.

### 1.3.1. Angles and Sectors of Circles

---

Mathematicians tend to deal mostly with **radians** and we will see later that some formulas are more elegant when using radians (rather than degrees). The relationship between degrees and radians is:

$$\pi \text{ rad} = 180^\circ.$$

### 1.3. TRIGONOMETRY

Using this formula, some common angles can be derived:

Degrees	0°	30°	45°	60°	90°	120°	135°	150°	180°	270°	360°
Radians	0	$\frac{\pi}{6}$	$\frac{\pi}{4}$	$\frac{\pi}{3}$	$\frac{\pi}{2}$	$\frac{2\pi}{3}$	$\frac{3\pi}{4}$	$\frac{5\pi}{6}$	$\pi$	$\frac{3\pi}{2}$	$2\pi$

#### Example 1.32: Degrees to Radians

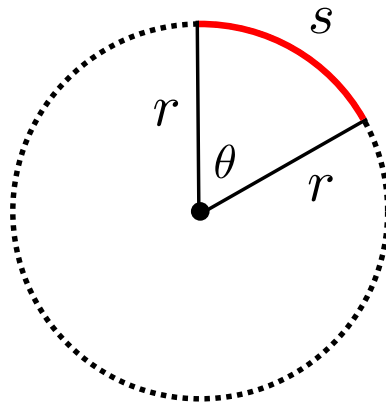
To convert  $45^\circ$  to radians, multiply by  $\frac{\pi}{180^\circ}$  to get  $\frac{\pi}{4}$ .

#### Example 1.33: Radians to Degrees

To convert  $\frac{5\pi}{6}$  radians to degrees, multiply by  $\frac{180^\circ}{\pi}$  to get  $150^\circ$ .

From now on, unless otherwise indicated, we will *always* use radian measure.

In the diagram below is a sector of a circle with **central angle**  $\theta$  and radius  $r$  **subtending** an arc with length  $s$ .



When  $\theta$  is measure in radians, we have the following formula relating  $\theta$ ,  $s$  and  $r$ :

$$\theta = \frac{s}{r} \quad \text{or} \quad s = r\theta.$$

#### Sector Area

The area of the sector is equal to:

$$\text{Sector Area} = \frac{1}{2}r^2\theta.$$

**Example 1.34: Angle Subtended by Arc**

If a circle has radius 3 cm, then an angle of 2 rad is subtended by an arc of 6 cm ( $s = r\theta = 3 \cdot 2 = 6$ ).

**Example 1.35: Area of Circle**

If we substitute  $\theta = 2\pi$  (a complete revolution) into the sector area formula we get the area of a circle:

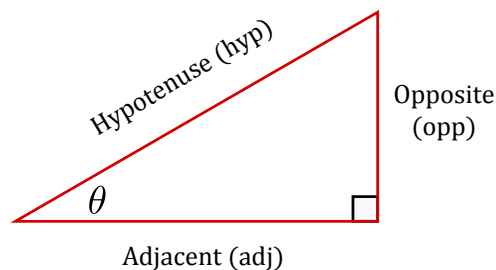
$$A = \frac{1}{2}r^2(2\pi) = \pi r^2.$$

**1.3.2. Trigonometric Functions**

There are six basic trigonometric functions:

- Sine (abbreviated by sin)
- Cosine (abbreviated by cos)
- Tangent (abbreviated by tan)
- Cosecant (abbreviated by csc)
- Secant (abbreviated by sec)
- Cotangent (abbreviated by cot)

We first describe trigonometric functions in terms of ratios of two sides of a *right angle triangle* containing the angle  $\theta$ .



With reference to the above triangle, for an acute angle  $\theta$  (that is,  $0 \leq \theta < \pi/2$ ), the six trigonometric functions can be described as follows:

$$\sin \theta = \frac{\text{opp}}{\text{hyp}} \quad \csc \theta = \frac{\text{hyp}}{\text{opp}}$$

$$\cos \theta = \frac{\text{adj}}{\text{hyp}} \quad \sec \theta = \frac{\text{hyp}}{\text{adj}}$$

$$\tan \theta = \frac{\text{opp}}{\text{adj}} \quad \cot \theta = \frac{\text{adj}}{\text{opp}}$$



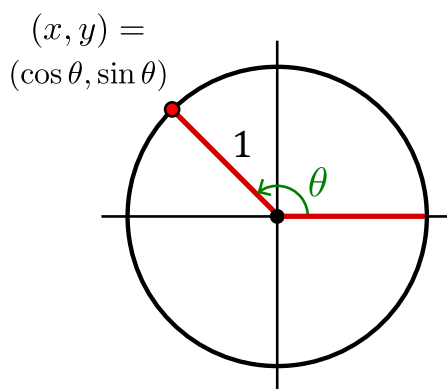
### 1.3. TRIGONOMETRY

#### Mnemonic

The mnemonic *SOH CAH TOA* is useful in remembering how trigonometric functions of acute angles relate to the sides of a right triangle.

This description does not apply to *obtuse* or *negative angles*. To define the six basic trigonometric functions we first define sine and cosine as the lengths of various line segments from a unit circle, and then we define the remaining four basic trigonometric functions in terms of sine and cosine.

Take a line originating at the origin (making an angle of  $\theta$  with the positive half of the  $x$ -axis) and suppose this line intersects the unit circle at the point  $(x, y)$ . The  $x$ - and  $y$ -coordinates of this point of intersection are equal to  $\cos \theta$  and  $\sin \theta$ , respectively.



For angles greater than  $2\pi$  or less than  $-2\pi$ , simply continue to rotate around the circle. In this way, sine and cosine become periodic functions with period  $2\pi$ :

$$\sin \theta = \sin (\theta + 2\pi k) \qquad \cos \theta = \cos (\theta + 2\pi k)$$

for any angle  $\theta$  and any integer  $k$ .

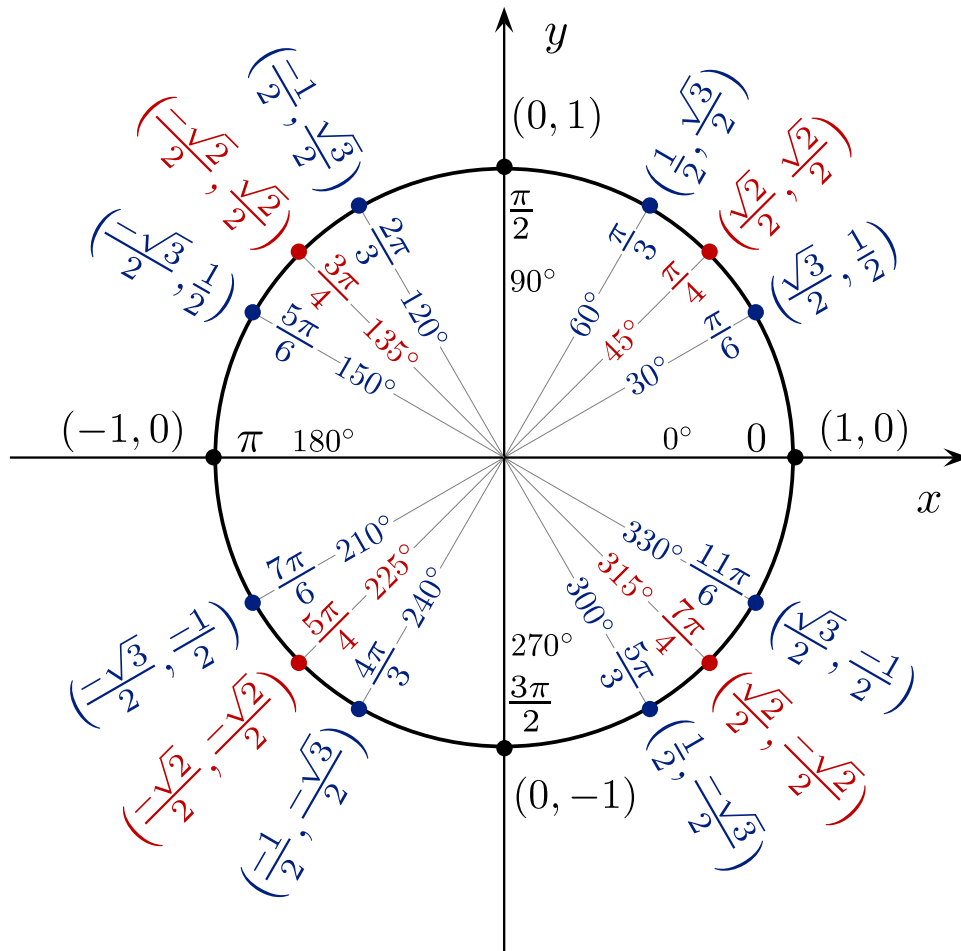
Above, only sine and cosine were defined directly by the circle. We now define the remaining four basic trigonometric functions in terms of the functions  $\sin \theta$  and  $\cos \theta$ :

$$\tan \theta = \frac{\sin \theta}{\cos \theta} \qquad \sec \theta = \frac{1}{\cos \theta} \qquad \csc \theta = \frac{1}{\sin \theta} \qquad \cot \theta = \frac{\cos \theta}{\sin \theta}$$

#### 1.3.3. Computing Exact Trigonometric Ratios

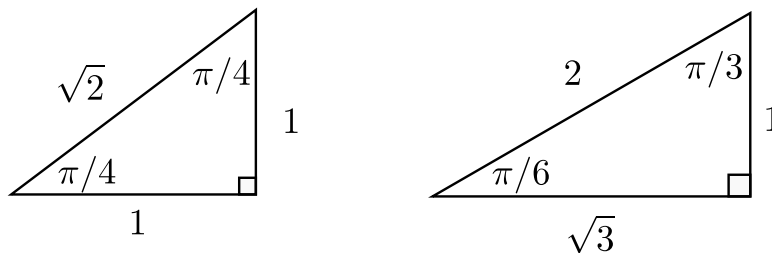
---

The **unit circle** is often used to determine the *exact* value of a particular trigonometric function.



Reading from the unit circle one can see that  $\cos 5\pi/6 = -\sqrt{3}/2$  and  $\sin 5\pi/6 = 1/2$  (remember that the  $x$ -coordinate is  $\cos \theta$  and the  $y$ -coordinate is  $\sin \theta$ ). However, we don't always have access to the unit circle. In this case, we can compute the exact trigonometric ratios for  $\theta = 5\pi/6$  by using **special triangles** and the **CAST rule** described below.

The first special triangle has angles of  $45^\circ, 45^\circ, 90^\circ$  (i.e.,  $\pi/4, \pi/4, \pi/2$ ) with side lengths  $1, 1, \sqrt{2}$ , while the second special triangle has angles of  $30^\circ, 60^\circ, 90^\circ$  (i.e.,  $\pi/6, \pi/3, \pi/2$ ) with side lengths  $1, 2, \sqrt{3}$ . They are classically referred to as the  $1 - 1 - \sqrt{2}$  triangle, and the  $1 - 2 - \sqrt{3}$  triangle, respectively, shown below.



### 1.3. TRIGONOMETRY

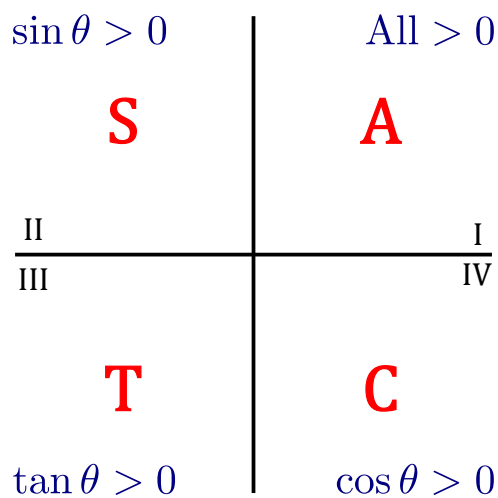
#### Mnemonic

The first triangle should be easy to remember. To remember the second triangle, place the largest number (2) across from the largest angle ( $90^\circ = \pi/2$ ). Place the smallest number (1) across from the smallest angle ( $30^\circ = \pi/6$ ). Place the middle number ( $\sqrt{3} \approx 1.73$ ) across from the middle angle ( $60^\circ = \pi/3$ ). Double check using the Pythagorean Theorem that the sides satisfy  $a^2 + b^2 = c^2$ .

The special triangles allow us to compute the exact value (excluding the sign) of trigonometric ratios, but to determine the sign, we can use the *CAST rule*.

#### The CAST Rule

The CAST rule says that in quadrant I all three of  $\sin \theta$ ,  $\cos \theta$ ,  $\tan \theta$  are positive. In quadrant II, only  $\sin \theta$  is positive, while  $\cos \theta$ ,  $\tan \theta$  are negative. In quadrant III, only  $\tan \theta$  is positive, while  $\sin \theta$ ,  $\cos \theta$  are negative. In quadrant IV, only  $\cos \theta$  is positive, while  $\sin \theta$ ,  $\tan \theta$  are negative. To remember this, simply label the quadrants by the letters C-A-S-T starting in the bottom right and labelling counter-clockwise.

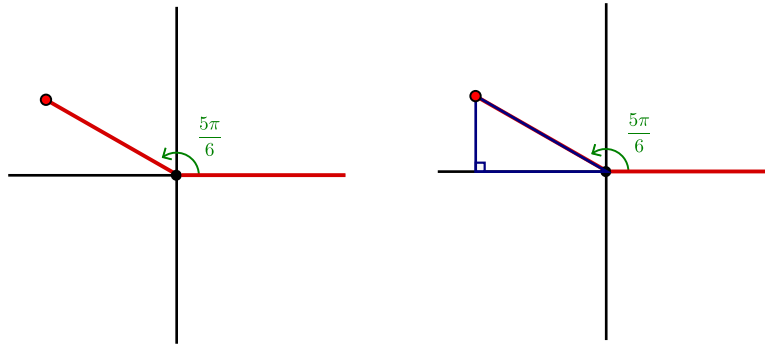


#### Example 1.36: Determining Trigonometric Ratios Without Unit Circle

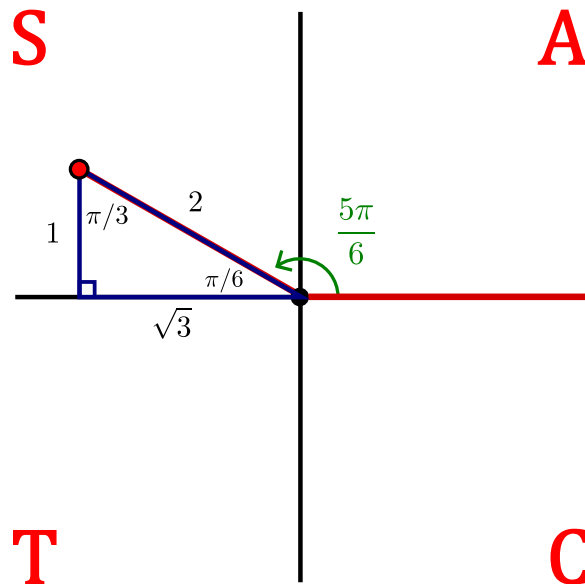
Determine  $\sin 5\pi/6$ ,  $\cos 5\pi/6$ ,  $\tan 5\pi/6$ ,  $\sec 5\pi/6$ ,  $\csc 5\pi/6$  and  $\cot 5\pi/6$  exactly by using the special triangles and CAST rule.

**Solution.** We start by drawing the  $xy$ -plane and indicating our angle of  $5\pi/6$  in standard position (positive angles rotate *counterclockwise* while negative angles rotate *clockwise*). Next,

we drop a perpendicular to the  $x$ -axis (never drop it to the  $y$ -axis!).



Notice that we can now figure out the angles in the triangle. Since  $180^\circ = \pi$ , we have an interior angle of  $\pi - 5\pi/6 = \pi/6$  inside the triangle. As the *angles of a triangle add up to*  $180^\circ = \pi$ , the other angle must be  $\pi/3$ . This gives one of our special triangles. We label it accordingly and add the CAST rule to our diagram.



From the above figure we see that  $5\pi/6$  lies in quadrant II where  $\sin \theta$  is positive and  $\cos \theta$  and  $\tan \theta$  are negative. This gives us the *sign* of  $\sin \theta$ ,  $\cos \theta$  and  $\tan \theta$ . To determine the *value* we use the special triangle and SOH CAH TOA.

Using  $\sin \theta = \text{opp/hyp}$  we find a value of  $1/2$ . But  $\sin \theta$  is positive in quadrant II, therefore,

$$\sin \frac{5\pi}{6} = +\frac{1}{2}.$$

Using  $\cos \theta = \text{adj/hyp}$  we find a value of  $\sqrt{3}/2$ . But  $\cos \theta$  is negative in quadrant II, therefore,

$$\cos \frac{5\pi}{6} = -\frac{\sqrt{3}}{2}.$$

Using  $\tan \theta = \text{opp/adj}$  we find a value of  $1/\sqrt{3}$ . But  $\tan \theta$  is negative in quadrant II, therefore,

$$\tan \frac{5\pi}{6} = -\frac{1}{\sqrt{3}}.$$

### 1.3. TRIGONOMETRY

To determine  $\sec \theta$ ,  $\csc \theta$  and  $\cot \theta$  we use the definitions:

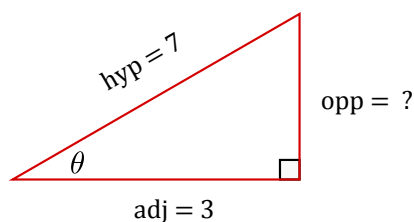
$$\csc \frac{5\pi}{6} = \frac{1}{\sin \frac{5\pi}{6}} = +2, \quad \sec \frac{5\pi}{6} = \frac{1}{\cos \frac{5\pi}{6}} = -\frac{2}{\sqrt{3}}, \quad \cot \frac{5\pi}{6} = \frac{1}{\tan \frac{5\pi}{6}} = -\sqrt{3}.$$



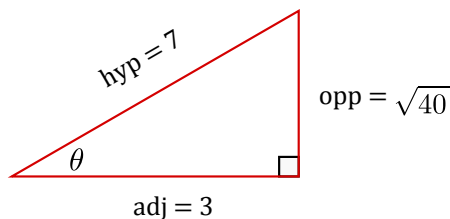
#### Example 1.37: CAST Rule

If  $\cos \theta = 3/7$  and  $3\pi/2 < \theta < 2\pi$ , then find  $\cot \theta$ .

**Solution.** We first draw a right angle triangle. Since  $\cos \theta = \text{adj}/\text{hyp} = 3/7$ , we let the adjacent side have length 3 and the hypotenuse have length 7.



Using the Pythagorean Theorem, we have  $3^2 + (\text{opp})^2 = 7^2$ . Thus, the opposite side has length  $\sqrt{40}$ .



To find  $\cot \theta$  we use the definition:

$$\cot \theta = \frac{1}{\tan \theta}.$$

Since we are given  $3\pi/2 < \theta < 2\pi$ , we are in the fourth quadrant. By the CAST rule,  $\tan \theta$  is negative in this quadrant. As  $\tan \theta = \text{opp}/\text{adj}$ , it has a value of  $\sqrt{40}/3$ , but by the CAST rule it is negative, that is,

$$\tan \theta = -\frac{\sqrt{40}}{3}.$$

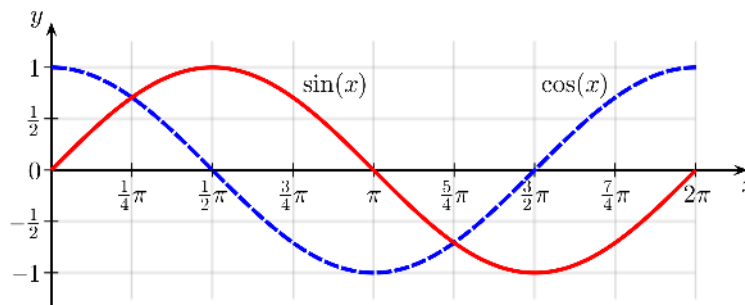
Therefore,

$$\cot \theta = -\frac{3}{\sqrt{40}}.$$



### 1.3.4. Graphs of Trigonometric Functions

The graph of the functions  $\sin x$  and  $\cos x$  can be visually represented as:

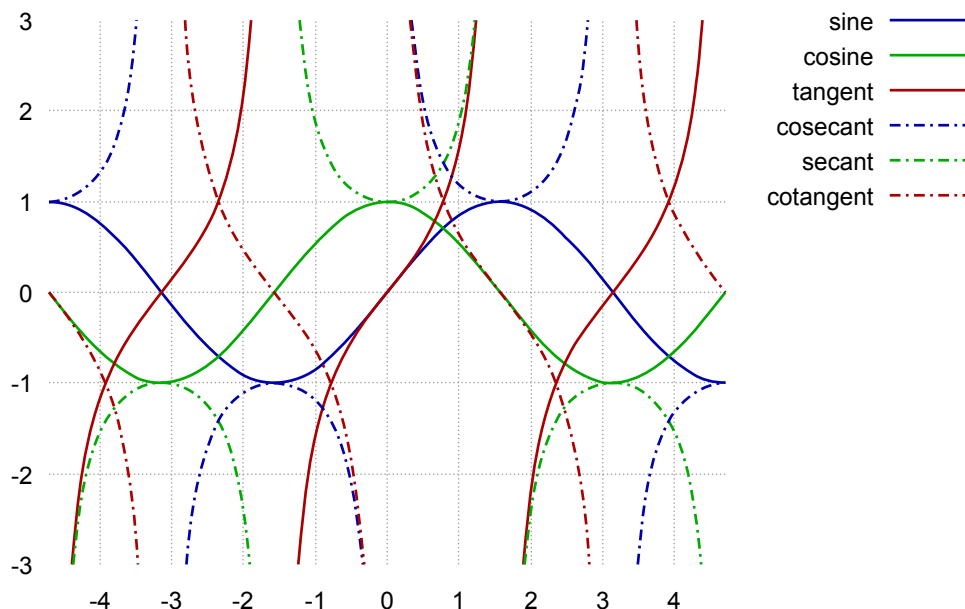


Both  $\sin x$  and  $\cos x$  have domain  $(-\infty, \infty)$  and range  $[-1, 1]$ . That is,

$$-1 \leq \sin x \leq 1 \quad -1 \leq \cos x \leq 1.$$

The zeros of  $\sin x$  occur at the integer multiples of  $\pi$ , that is,  $\sin x = 0$  whenever  $x = n\pi$ , where  $n$  is an integer. Similarly,  $\cos x = 0$  whenever  $x = \pi/2 + n\pi$ , where  $n$  is an integer.

The six basic trigonometric functions can be visually represented as:



Both tangent and cotangent have range  $(-\infty, \infty)$ , whereas cosecant and secant have range  $(-\infty, -1] \cup [1, \infty)$ . Each of these functions is periodic. Tangent and cotangent have period  $\pi$ , whereas sine, cosine, cosecant and secant have period  $2\pi$ .

### 1.3.5. Trigonometric Identities

There are numerous trigonometric identities, including those relating to shift/periodicity, Pythagoras type identities, double-angle formulas, half-angle formulas and addition formulas. We list these below.

### 1.3. TRIGONOMETRY

#### 1. Shifts and periodicity

$\sin(\theta + 2\pi) = \sin \theta$	$\cos(\theta + 2\pi) = \cos \theta$	$\tan(\theta + 2\pi) = \tan \theta$
$\sin(\theta + \pi) = -\sin \theta$	$\cos(\theta + \pi) = -\cos \theta$	$\tan(\theta + \pi) = \tan \theta$
$\sin(-\theta) = -\sin \theta$	$\cos(-\theta) = \cos \theta$	$\tan(-\theta) = -\tan \theta$
$\sin\left(\frac{\pi}{2} - \theta\right) = \cos \theta$	$\cos\left(\frac{\pi}{2} - \theta\right) = \sin \theta$	$\tan\left(\frac{\pi}{2} - \theta\right) = \cot \theta$

#### 2. Pythagoras type formulas

- $\sin^2 \theta + \cos^2 \theta = 1$
- $\tan^2 \theta + 1 = \sec^2 \theta$
- $1 + \cot^2 \theta = \csc^2 \theta$

- $\cos^2 \theta = \frac{1 + \cos(2\theta)}{2}$
- $\sin^2 \theta = \frac{1 - \cos(2\theta)}{2}$

#### 3. Double-angle formulas

- $\sin(2\theta) = 2 \sin \theta \cos \theta$
- $\begin{aligned} \cos(2\theta) &= \cos^2 \theta - \sin^2 \theta \\ &= 2 \cos^2 \theta - 1 \\ &= 1 - 2 \sin^2 \theta. \end{aligned}$

#### 5. Addition formulas

- $\sin(\theta + \phi) = \sin \theta \cos \phi + \cos \theta \sin \phi$
- $\cos(\theta + \phi) = \cos \theta \cos \phi - \sin \theta \sin \phi$
- $\tan(\theta + \phi) = \frac{\tan \theta + \tan \phi}{1 - \tan \theta \tan \phi}$
- $\sin(\theta - \phi) = \sin \theta \cos \phi - \cos \theta \sin \phi$
- $\cos(\theta - \phi) = \cos \theta \cos \phi + \sin \theta \sin \phi$

#### 4. Half-angle formulas

#### Example 1.38: Double Angle


Find all values of  $x$  with  $0 \leq x \leq \pi$  such that  $\sin 2x = \sin x$ .

**Solution.** Using the double-angle formula  $\sin 2x = 2 \sin x \cos x$  we have:

$$2 \sin x \cos x = \sin x$$

$$2 \sin x \cos x - \sin x = 0$$

$$\sin x(2 \cos x - 1) = 0$$

Thus, either  $\sin x = 0$  or  $\cos x = 1/2$ . For the first case when  $\sin x = 0$ , we get  $x = 0$  or  $x = \pi$ . For the second case when  $\cos x = 1/2$ , we get  $x = \pi/3$  (use the special triangles and CAST rule to get this). Thus, we have three solutions:  $x = 0$ ,  $x = \pi/3$ ,  $x = \pi$ . 

## Exercises for 1.3

---

**Exercise 1.3.1.** Find all values of  $\theta$  such that  $\sin(\theta) = -1$ ; give your answer in radians.

**Exercise 1.3.2.** Find all values of  $\theta$  such that  $\cos(2\theta) = 1/2$ ; give your answer in radians.

**Exercise 1.3.3.** Compute the following:

- |                   |                    |
|-------------------|--------------------|
| a) $\sin(3\pi)$   | d) $\csc(4\pi/3)$  |
| b) $\sec(5\pi/6)$ | e) $\tan(7\pi/4)$  |
| c) $\cos(-\pi/3)$ | f) $\cot(13\pi/4)$ |

**Exercise 1.3.4.** Use an angle sum identity to compute  $\cos(\pi/12)$ .

**Exercise 1.3.5.** Use an angle sum identity to compute  $\tan(5\pi/12)$ .

**Exercise 1.3.6.** Verify the following identities

- a)  $\cos^2(t)/(1-\sin(t)) = 1+\sin(t)$
- b)  $2 \csc(2\theta) = \sec(\theta) \csc(\theta)$
- c)  $\sin(3\theta) - \sin(\theta) = 2 \cos(2\theta) \sin(\theta)$

**Exercise 1.3.7.** Sketch the following functions:

- a)  $y = 2 \sin(x)$
- b)  $y = \sin(3x)$
- c)  $y = \sin(-x)$

**Exercise 1.3.8.** Find all of the solutions of  $2 \sin(t) - 1 - \sin^2(t) = 0$  in the interval  $[0, 2\pi]$ .



## 2. Functions

---

### 2.1 What is a Function?

---

A **function**  $y = f(x)$  is a rule for determining  $y$  when we're given a value of  $x$ . For example, the rule  $y = f(x) = 2x + 1$  is a function. Any line  $y = mx + b$  is called a **linear** function. The graph of a function looks like a curve above (or below) the  $x$ -axis, where for any value of  $x$  the rule  $y = f(x)$  tells us how far to go above (or below) the  $x$ -axis to reach the curve.

Functions can be defined in various ways: by an algebraic formula or several algebraic formulas, by a graph, or by an experimentally determined table of values. In the latter case, the table gives a bunch of points in the plane, which we might then interpolate with a smooth curve, if that makes sense.

Given a value of  $x$ , a function must give at most one value of  $y$ . Thus, vertical lines are not functions. For example, the line  $x = 1$  has infinitely many values of  $y$  if  $x = 1$ . It is also true that if  $x$  is any number (not 1) there is no  $y$  which corresponds to  $x$ , but that is not a problem—only multiple  $y$  values is a problem.

One test to identify whether or not a curve in the  $(x, y)$  coordinate system is a function is the following.

#### Theorem 2.1: The Vertical Line Test

*A curve in the  $(x, y)$  coordinate system represents a function if and only if no vertical line intersects the curve more than once.*

In addition to lines, another familiar example of a function is the parabola  $y = f(x) = x^2$ . We can draw the graph of this function by taking various values of  $x$  (say, at regular intervals) and plotting the points  $(x, f(x)) = (x, x^2)$ . Then connect the points with a smooth curve. (See figure 2.1.)

The two examples  $y = f(x) = 2x + 1$  and  $y = f(x) = x^2$  are both functions which can be evaluated at *any* value of  $x$  from negative infinity to positive infinity. For many functions, however, it only makes sense to take  $x$  in some interval or outside of some “forbidden” region. The interval of  $x$ -values at which we're allowed to evaluate the function is called the **domain** of the function.

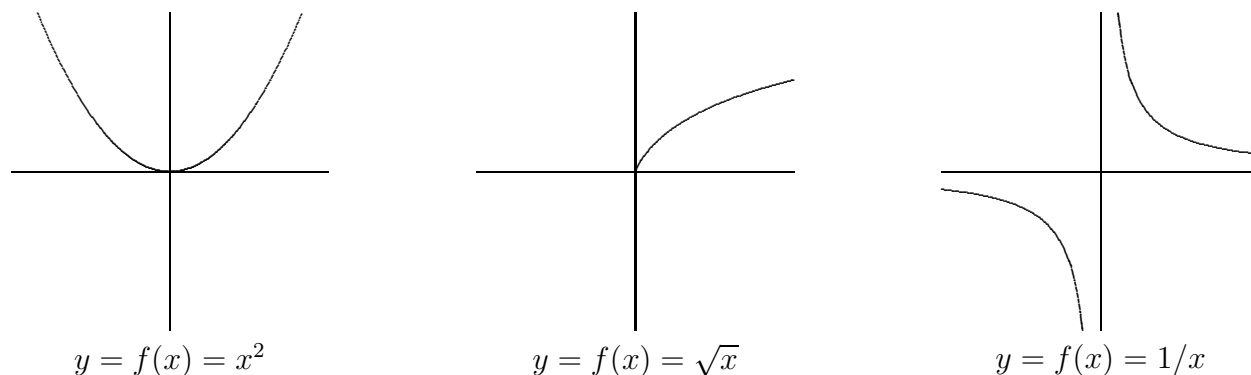


Figure 2.1: Some graphs.

### Example 2.2: Domain of the Square-Root Function

The square-root function  $y = f(x) = \sqrt{x}$  is the rule which says, given an  $x$ -value, take the nonnegative number whose square is  $x$ . This rule only makes sense if  $x \geq 0$ . We say that the domain of this function is  $x \geq 0$ , or more formally  $\{x \in \mathbb{R} : x \geq 0\}$ . Alternately, we can use interval notation, and write that the domain is  $[0, \infty)$ . The fact that the domain of  $y = \sqrt{x}$  is  $[0, \infty)$  means that in the graph of this function (see figure 2.1) we have points  $(x, y)$  only above  $x$ -values on the right side of the  $x$ -axis.

Another example of a function whose domain is not the entire  $x$ -axis is:  $y = f(x) = 1/x$ , the reciprocal function. We cannot substitute  $x = 0$  in this formula. The function makes sense, however, for any nonzero  $x$ , so we take the domain to be:  $\{x \in \mathbb{R} : x \neq 0\}$ . The graph of this function does not have any point  $(x, y)$  with  $x = 0$ . As  $x$  gets close to 0 from either side, the graph goes off toward infinity. We call the vertical line  $x = 0$  an **asymptote**.

To summarize, two reasons why certain  $x$ -values are excluded from the domain of a function are the following.

### Restrictions for the Domain of a Function

1. We cannot divide by zero, and
2. We cannot take the square root of a negative number.

We will encounter some other ways in which functions might be undefined later.

Another reason why the domain of a function might be restricted is that in a given situation the  $x$ -values outside of some range might have no practical meaning. For example, if  $y$  is the area of a square of side  $x$ , then we can write  $y = f(x) = x^2$ . In a purely mathematical context the domain of the function  $y = x^2$  is all of  $\mathbb{R}$ . However, in the story-problem context of finding areas of squares, we restrict the domain to positive values of  $x$ , because a square with negative or zero side makes no sense.

In a problem in pure mathematics, we usually take the domain to be all values of  $x$  at which the formulas can be evaluated. However, in a story problem there might be further restrictions on the domain because only certain values of  $x$  are of interest or make practical sense.

## 2.1. WHAT IS A FUNCTION?

In a story problem, we often use letters other than  $x$  and  $y$ . For example, the volume  $V$  of a sphere is a function of the radius  $r$ , given by the formula  $V = f(r) = \frac{4}{3}\pi r^3$ . Also, letters different from  $f$  may be used. For example, if  $y$  is the velocity of something at time  $t$ , we may write  $y = v(t)$  with the letter  $v$  (instead of  $f$ ) standing for the velocity function (and  $t$  playing the role of  $x$ ).

The letter playing the role of  $x$  is called the **independent variable**, and the letter playing the role of  $y$  is called the **dependent variable** (because its value “depends on” the value of the independent variable). In story problems, when one has to translate from English into mathematics, a crucial step is to determine what letters stand for variables. If only words and no letters are given, then we have to decide which letters to use. Some letters are traditional. For example, almost always,  $t$  stands for time.

### Example 2.3: Open Box

An open-top box is made from an  $a \times b$  rectangular piece of cardboard by cutting out a square of side  $x$  from each of the four corners, and then folding the sides up and sealing them with duct tape. Find a formula for the volume  $V$  of the box as a function of  $x$ , and find the domain of this function.


**Solution.** The box we get will have height  $x$  and rectangular base of dimensions  $a - 2x$  by  $b - 2x$ . Thus,

$$V = f(x) = x(a - 2x)(b - 2x).$$

Here  $a$  and  $b$  are constants, and  $V$  is the variable that depends on  $x$ , i.e.,  $V$  is playing the role of  $y$ .

This formula makes mathematical sense for any  $x$ , but in the story problem the domain is much less. In the first place,  $x$  must be positive. In the second place, it must be less than half the length of either of the sides of the cardboard. Thus, the domain is

$$\left\{ x \in \mathbb{R} : 0 < x < \frac{1}{2}(\text{minimum of } a \text{ and } b) \right\}.$$

In interval notation we write: the domain is the interval  $(0, \min(a, b)/2)$ . You might think about whether we could allow 0 or (the minimum of  $a$  and  $b$ ) to be in the domain. They make a certain physical sense, though we normally would not call the result a box. If we were to allow these values, what would the corresponding volumes be? Does that volume make sense? 

### Example 2.4: Circle of Radius $r$ Centered at the Origin

Is the circle of radius  $r$  centered at the origin the graph of a function?

**Solution.** The equation for this circle is usually given in the form  $x^2 + y^2 = r^2$ . To write the equation in the form  $y = f(x)$  we solve for  $y$ , obtaining  $y = \pm\sqrt{r^2 - x^2}$ . But *this is not a function*, because when we substitute a value in  $(-r, r)$  for  $x$  there are two corresponding values of  $y$ . To get a function, we must choose one of the two signs in front of the square root. If we choose the positive sign, for example, we get the upper semicircle  $y = f(x) = \sqrt{r^2 - x^2}$  (see figure 2.2). The domain of this function is the interval  $[-r, r]$ , i.e.,  $x$  must be between

$-r$  and  $r$  (including the endpoints). If  $x$  is outside of that interval, then  $r^2 - x^2$  is negative, and we cannot take the square root. In terms of the graph, this just means that there are no points on the curve whose  $x$ -coordinate is greater than  $r$  or less than  $-r$ . ♣

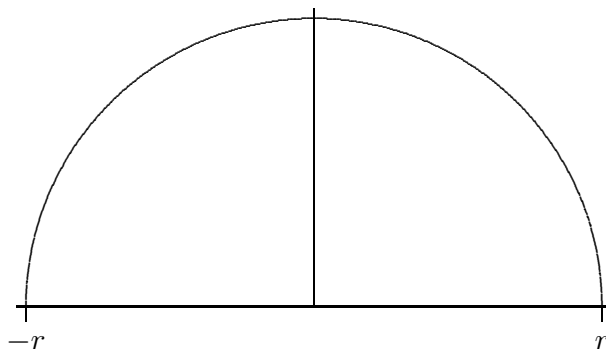


Figure 2.2: Upper semicircle  $y = \sqrt{r^2 - x^2}$ .

### Example 2.5: Domain

Find the domain of

$$y = f(x) = \frac{1}{\sqrt{4x - x^2}}.$$

**Solution.** To answer this question, we must rule out the  $x$ -values that make  $4x - x^2$  negative (because we cannot take the square root of a negative number) and also the  $x$ -values that make  $4x - x^2$  zero (because if  $4x - x^2 = 0$ , then when we take the square root we get 0, and we cannot divide by 0). In other words, the domain consists of all  $x$  for which  $4x - x^2$  is strictly positive. The inequality  $4x - x^2 > 0$  was solved in Example 1.12. In interval notation, the domain is the interval  $(0, 4)$ . ♣

A function does not always have to be given by a single formula as the next example demonstrates.

### Example 2.6: Piecewise Velocity

Suppose that  $y = v(t)$  is the velocity function for a car which starts out from rest (zero velocity) at time  $t = 0$ ; then increases its speed steadily to 20 m/sec, taking 10 seconds to do this; then travels at constant speed 20 m/sec for 15 seconds; and finally applies the brakes to decrease speed steadily to 0, taking 5 seconds to do this. The formula for  $y = v(t)$  is different in each of the three time intervals: first  $y = 2x$ , then  $y = 20$ , then  $y = -4x + 120$ . The graph of this function is shown in figure 2.3.

## 2.2. TRANSFORMATIONS AND COMPOSITIONS

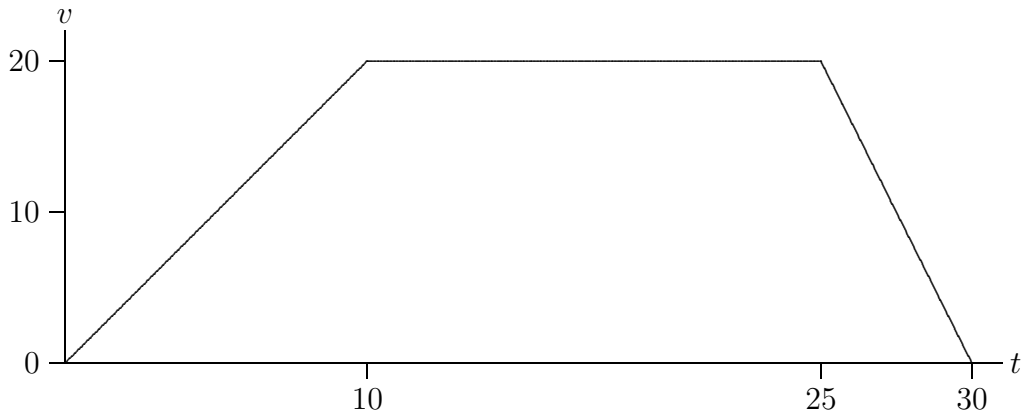


Figure 2.3: A velocity function.

### Exercises for 2.1

---

**Exercise 2.1.1.** Find the domain of each of the following functions:

a)  $y = x^2 + 1$

b)  $y = f(x) = \sqrt{2x - 3}$

c)  $y = f(x) = 1/(x + 1)$

d)  $y = f(x) = 1/(x^2 - 1)$

e)  $y = f(x) = \sqrt{-1/x}$

f)  $y = f(x) = \sqrt[3]{x}$

g)  $y = f(x) = \sqrt{r^2 - (x - h)^2}$ , where  $r$  and  $h$  are positive constants.

h)  $y = f(x) = \sqrt[4]{x}$

i)  $y = \sqrt{1 - x^2}$

j)  $y = f(x) = \sqrt{1 - (1/x)}$

k)  $y = f(x) = 1/\sqrt{1 - (3x)^2}$

l)  $y = f(x) = \sqrt{x} + 1/(x - 1)$

m)  $y = f(x) = 1/(\sqrt{x} - 1)$

**Exercise 2.1.2.** A farmer wants to build a fence along a river. He has 500 feet of fencing and wants to enclose a rectangular pen on three sides (with the river providing the fourth side). If  $x$  is the length of the side perpendicular to the river, determine the area of the pen as a function of  $x$ . What is the domain of this function?

**Exercise 2.1.3.** A can in the shape of a cylinder is to be made with a total of 100 square centimeters of material in the side, top, and bottom; the manufacturer wants the can to hold the maximum possible volume. Write the volume as a function of the radius  $r$  of the can; find the domain of the function.

**Exercise 2.1.4.** A can in the shape of a cylinder is to be made to hold a volume of one liter (1000 cubic centimeters). The manufacturer wants to use the least possible material for the can. Write the surface area of the can (total of the top, bottom, and side) as a function of the radius  $r$  of the can; find the domain of the function.

## 2.2 Transformations and Compositions

---

### 2.2.1. Transformations

**Transformations** are operations we can apply to a function in order to obtain a *new* function. The most common transformations include translations, stretches and reflections. We summarize these below.

<u>Function</u>	<u>Conditions</u>	<u>How to graph <math>F(x)</math> given the graph of <math>f(x)</math></u>
$F(x) = f(x) + c$	$c > 0$	Shift $f(x)$ upwards by $c$ units
$F(x) = f(x) - c$	$c > 0$	Shift $f(x)$ downwards by $c$ units
$F(x) = f(x + c)$	$c > 0$	Shift $f(x)$ to the left by $c$ units
$F(x) = f(x - c)$	$c > 0$	Shift $f(x)$ to the right by $c$ units
$F(x) = -f(x)$		Reflect $f(x)$ about the $x$ -axis
$F(x) = f(-x)$		Reflect $f(x)$ about the $y$ -axis
$F(x) =  f(x) $		Take the part of the graph of $f(x)$ that lies below the $x$ -axis and reflect it about the $x$ -axis

For horizontal and vertical stretches, different resources use different terminology and notation. Use the one you are most comfortable with! Below, both  $a, b$  are positive numbers. Note that we only use the term *stretch* in this case:

<u>Function</u>	<u>Conditions</u>	<u>How to graph <math>F(x)</math> given the graph of <math>f(x)</math></u>
$F(x) = af(x)$	$a > 0$	Stretch $f(x)$ vertically by a factor of $a$
$F(x) = f(bx)$	$b > 0$	Stretch $f(x)$ horizontally by a factor of $1/b$

In the next case, we use both the terms *stretch* and *shrink*. We also split up vertical stretches into two cases ( $0 < a < 1$  and  $a > 1$ ), and split up horizontal stretches into two cases ( $0 < b < 1$  and  $b > 1$ ). Note that having  $0 < a < 1$  is the same as having  $1/c$  with  $c > 1$ . Also note that *stretching by a factor of  $1/c$*  is the same as *shrinking by a factor  $c$* .

<u>Function</u>	<u>Conditions</u>	<u>How to graph <math>F(x)</math> given the graph of <math>f(x)</math></u>
$F(x) = cf(x)$	$c > 1$	Stretch $f(x)$ vertically by a factor of $c$
$F(x) = (1/c)f(x)$	$c > 1$	Shrink $f(x)$ vertically by a factor of $c$
$F(x) = f(cx)$	$c > 1$	Shrink $f(x)$ horizontally by a factor of $c$
$F(x) = f(x/c)$	$c > 1$	Stretch $f(x)$ horizontally by a factor of $c$

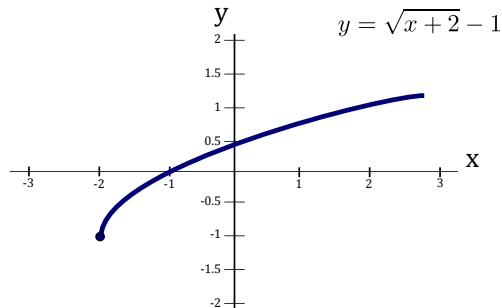
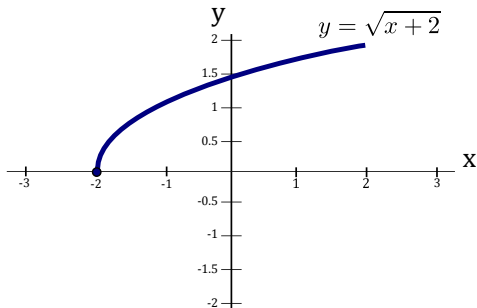
Some resources keep the condition  $0 < c < 1$  rather than using  $1/c$ . This is illustrated in the next table.

<u>Function</u>	<u>Conditions</u>	<u>How to graph <math>F(x)</math> given the graph of <math>f(x)</math></u>
$F(x) = df(x)$	$d > 1$	Stretch $f(x)$ vertically by a factor of $d$
$F(x) = df(x)$	$0 < d < 1$	Shrink $f(x)$ vertically by a factor of $1/d$
$F(x) = f(dx)$	$d > 1$	Shrink $f(x)$ horizontally by a factor of $d$
$F(x) = f(dx)$	$0 < d < 1$	Stretch $f(x)$ horizontally by a factor of $1/d$

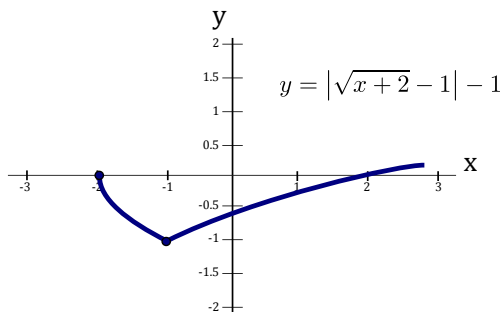
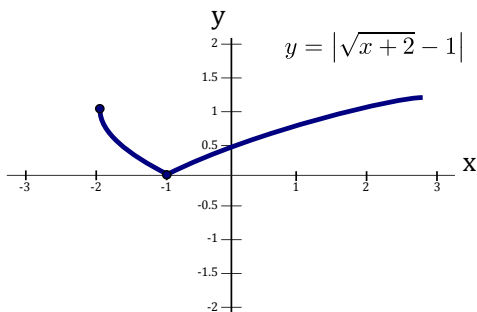
**Example 2.7: Transformations and Graph Sketching**

In this example we will use appropriate transformations to sketch the graph of the function  $y = |\sqrt{x+2} - 1| - 1$ .

**Solution.** We start with the graph of a function we know how to sketch, in particular,  $y = \sqrt{x}$ : To obtain the graph of the function  $y = \sqrt{x+2}$  from the graph  $y = \sqrt{x}$ , we must shift  $y = \sqrt{x}$  to the left by 2 units. To obtain the graph of the function  $y = \sqrt{x+2} - 1$  from the graph  $y = \sqrt{x+2}$ , we must shift  $y = \sqrt{x+2}$  downwards by 1 unit.



To obtain the graph of the function  $y = |\sqrt{x+2} - 1|$  from the graph  $y = \sqrt{x+2} - 1$ , we must take the part of the graph of  $y = \sqrt{x+2} - 1$  that lies below the  $x$ -axis and reflect it (upwards) about the  $x$ -axis. Finally, to obtain the graph of the function  $y = |\sqrt{x+2} - 1| - 1$  from the graph  $y = |\sqrt{x+2} - 1|$ , we must shift  $y = |\sqrt{x+2} - 1|$  downwards by 1 unit:



**2.2.2. Combining Two Functions**

Let  $f$  and  $g$  be two functions. Then we can form new functions by adding, subtracting, multiplying, or dividing. These new functions,  $f + g$ ,  $f - g$ ,  $fg$  and  $f/g$ , are defined in the usual way.

**Operations on Functions**

$$(f + g)(x) = f(x) + g(x)$$

$$(f - g)(x) = f(x) - g(x)$$

$$(fg)(x) = f(x)g(x)$$

$$\left(\frac{f}{g}\right)(x) = \frac{f(x)}{g(x)}$$

Suppose  $D_f$  is the domain of  $f$  and  $D_g$  is the domain of  $g$ . Then the domains of  $f + g$ ,  $f - g$  and  $f/g$  are the same and are equal to the intersection  $D_f \cap D_g$  (that is, everything that is in *common* to both the domain of  $f$  and the domain of  $g$ ). Since division by zero is *not allowed*, the domain of  $f/g$  is  $\{x \in D_f \cap D_g : g(x) \neq 0\}$ .

Another way to combine two functions  $f$  and  $g$  together is a procedure called composition.

### Function Composition

Given two functions  $f$  and  $g$ , the **composition** of  $f$  and  $g$ , denoted by  $f \circ g$ , is defined as:

$$(f \circ g)(x) = f(g(x)).$$


The domain of  $f \circ g$  is  $\{x \in D_g : g(x) \in D_f\}$ , that is, it contains all values  $x$  in the domain of  $g$  such that  $g(x)$  is in the domain of  $f$ .

### Example 2.8: Domain of a Composition

Let  $f(x) = x^2$  and  $g(x) = \sqrt{x}$ . Find the domain of  $f \circ g$ .

**Solution.** The domain of  $f$  is  $D_f = \{x \in \mathbb{R}\}$ . The domain of  $g$  is  $D_g = \{x \in \mathbb{R} : x \geq 0\}$ . The function  $(f \circ g)(x) = f(g(x))$  is:

$$f(g(x)) = (\sqrt{x})^2 = x.$$

Typically,  $h(x) = x$  would have a domain of  $\{x \in \mathbb{R}\}$ , but since it came from a **composed function**, we must consider  $g(x)$  when looking at the domain of  $f(g(x))$ . Thus, the domain of  $f \circ g$  is  $\{x \in \mathbb{R} : x \geq 0\}$ . 

### Example 2.9: Combining Two Functions

Let  $f(x) = x^2 + 3$  and  $g(x) = x - 2$ . Find  $f + g$ ,  $f - g$ ,  $fg$ ,  $f/g$ ,  $f \circ g$  and  $g \circ f$ . Also, determine the domains of these new functions.

**Solution.** For  $f + g$  we have:

$$(f + g)(x) = f(x) + g(x) = (x^2 + 3) + (x - 2) = x^2 + x + 1.$$

For  $f - g$  we have:

$$(f - g)(x) = f(x) - g(x) = (x^2 + 3) - (x - 2) = x^2 + 3 - x + 2 = x^2 - x + 5.$$

For  $fg$  we have:

$$(fg)(x) = f(x) \cdot g(x) = (x^2 + 3)(x - 2) = x^3 - 2x^2 + 3x - 6.$$

For  $f/g$  we have:

$$\left(\frac{f}{g}\right)(x) = \frac{f(x)}{g(x)} = \frac{x^2 + 3}{x - 2}.$$



### 2.3. EXPONENTIAL FUNCTIONS

For  $f \circ g$  we have:

$$(f \circ g)(x) = f(g(x)) = f(x - 2) = (x - 2)^2 + 3 = x^2 - 4x + 7.$$

For  $g \circ f$  we have:

$$(g \circ f)(x) = g(f(x)) = g(x^2 + 3) = (x^2 + 3) - 2 = x^2 + 1.$$

The domains of  $f + g$ ,  $f - g$ ,  $fg$ ,  $f \circ g$  and  $g \circ f$  is  $\{x \in \mathbb{R}\}$ , while the domain of  $f/g$  is  $\{x \in \mathbb{R} : x \neq 2\}$ . ♣

As in the above problem,  $f \circ g$  and  $g \circ f$  are generally different functions.

## Exercises for 2.2

---

**Exercise 2.2.1.** Starting with the graph of  $y = \sqrt{x}$ , the graph of  $y = 1/x$ , and the graph of  $y = \sqrt{1 - x^2}$  (the upper unit semicircle), sketch the graph of each of the following functions:

a)  $f(x) = \sqrt{x - 2}$

g)  $f(x) = -4 + \sqrt{-(x - 2)}$

b)  $f(x) = -1 - 1/(x + 2)$

h)  $f(x) = 2\sqrt{1 - (x/3)^2}$

c)  $f(x) = 4 + \sqrt{x + 2}$

i)  $f(x) = 1/(x + 1)$

d)  $y = f(x) = x/(1 - x)$

j)  $f(x) = 4 + 2\sqrt{1 - (x - 5)^2/9}$

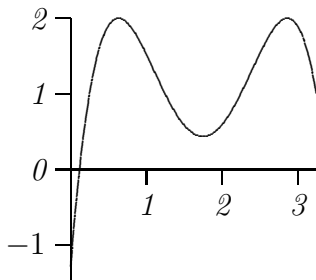
e)  $y = f(x) = -\sqrt{-x}$

k)  $f(x) = 1 + 1/(x - 1)$

f)  $f(x) = 2 + \sqrt{1 - (x - 1)^2}$

l)  $f(x) = \sqrt{100 - 25(x - 1)^2} + 2$

**Exercise 2.2.2.** The graph of  $f(x)$  is shown below. Sketch the graphs of the following functions.



a)  $y = f(x - 1)$

e)  $y = 2f(3(x - 2)) + 1$

b)  $y = 1 + f(x + 2)$

f)  $y = (1/2)f(3x - 3)$

c)  $y = 1 + 2f(x)$

g)  $y = f(1 + x/3) + 2$

d)  $y = 2f(3x)$

h)  $y = |f(x) - 2|$

**Exercise 2.2.3.** Suppose  $f(x) = 3x - 9$  and  $g(x) = \sqrt{x}$ . What is the domain of the composition  $(g \circ f)(x)$ ?

## 2.3 Exponential Functions

---

An **exponential function** is a function of the form  $f(x) = a^x$ , where  $a$  is a constant. Examples are  $2^x$ ,  $10^x$  and  $(1/2)^x$ . To more formally define the exponential function we look at various kinds of input values.

It is obvious that  $a^5 = a \cdot a \cdot a \cdot a \cdot a$  and  $a^3 = a \cdot a \cdot a$ , but when we consider an exponential function  $a^x$  we can't be limited to substituting integers for  $x$ . What does  $a^{2.5}$  or  $a^{-1.3}$  or  $a^\pi$  mean? And is it really true that  $a^{2.5}a^{-1.3} = a^{2.5-1.3}$ ? The answer to the first question is actually quite difficult, so we will evade it; the answer to the second question is “yes.”

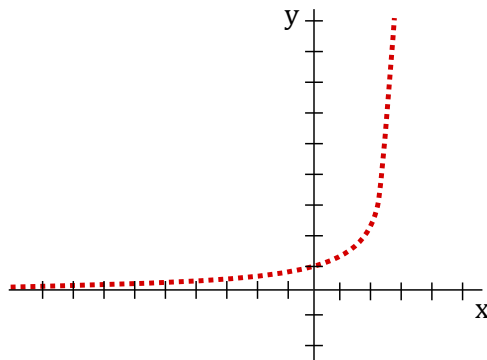
We'll evade the full answer to the hard question, but we have to know something about exponential functions. You need first to understand that since it's not “obvious” what  $2^x$  should mean, we are really free to make it mean whatever we want, so long as we keep the behavior that *is* obvious, namely, when  $x$  is a positive integer. What else do we want to be true about  $2^x$ ? We want the properties of the previous two paragraphs to be true for all exponents:  $2^x 2^y = 2^{x+y}$  and  $(2^x)^y = 2^{xy}$ .

After the positive integers, the next easiest number to understand is 0:  $2^0 = 1$ . You have presumably learned this fact in the past; why is it true? It is true precisely because we want  $2^a 2^b = 2^{a+b}$  to be true about the function  $2^x$ . We need it to be true that  $2^0 2^x = 2^{0+x} = 2^x$ , and this only works if  $2^0 = 1$ . The same argument implies that  $a^0 = 1$  for any  $a$ .

The next easiest set of numbers to understand is the negative integers: for example,  $2^{-3} = 1/2^3$ . We know that whatever  $2^{-3}$  means it must be that  $2^{-3} 2^3 = 2^{-3+3} = 2^0 = 1$ , which means that  $2^{-3}$  must be  $1/2^3$ . In fact, by the same argument, once we know what  $2^x$  means for some value of  $x$ ,  $2^{-x}$  must be  $1/2^x$  and more generally  $a^{-x} = 1/a^x$ .

Next, consider an exponent  $1/q$ , where  $q$  is a positive integer. We want it to be true that  $(2^x)^y = 2^{xy}$ , so  $(2^{1/q})^q = 2$ . This means that  $2^{1/q}$  is a  $q$ -th root of 2,  $2^{1/q} = \sqrt[q]{2}$ . This is all we need to understand that  $2^{p/q} = (2^{1/q})^p = (\sqrt[q]{2})^p$  and  $a^{p/q} = (a^{1/q})^p = (\sqrt[q]{a})^p$ .

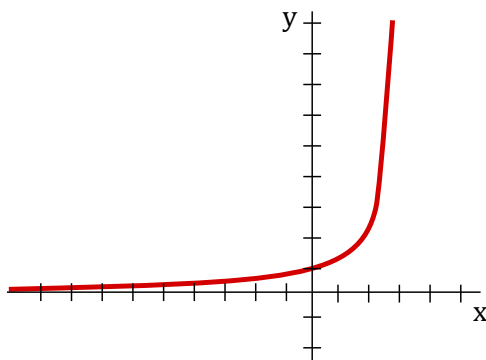
What's left is the hard part: what does  $2^x$  mean when  $x$  cannot be written as a fraction, like  $x = \sqrt{2}$  or  $x = \pi$ ? What we know so far is how to assign meaning to  $2^x$  whenever  $x = p/q$ . If we were to graph  $a^x$  (for some  $a > 1$ ) at points  $x = p/q$  then we'd see something like this:



This is a poor picture, but it illustrates a series of individual points above the rational numbers on the  $x$ -axis. There are really a lot of “holes” in the curve, above  $x = \pi$ , for example. But (this is the hard part) it is possible to prove that the holes can be “filled in”, and that the resulting function, called  $a^x$ , really does have the properties we want, namely

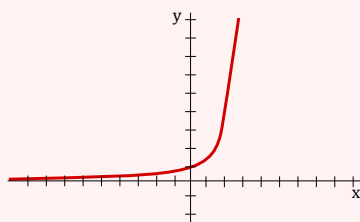
### 2.3. EXPONENTIAL FUNCTIONS

that  $a^x a^y = a^{x+y}$  and  $(a^x)^y = a^{xy}$ . Such a graph would then look like this:



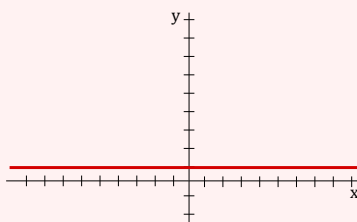
#### Three Types of Exponential Functions

There are *three kinds* of exponential functions  $f(x) = a^x$  depending on whether  $a > 1$ ,  $a = 1$  or  $0 < a < 1$ :

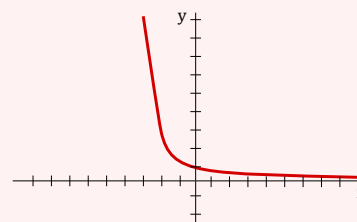


$$f(x) = a^x$$

$$a > 1$$



$$f(x) = 1^x$$



$$f(x) = a^x$$

$$0 < a < 1$$

### Properties of Exponential Functions

The first thing to note is that if  $a < 0$  then problems can occur. Observe that if  $a = -1$  then  $(-1)^x$  is not defined for every  $x$ . For example,  $x = 1/2$  is a square root and gives  $(-1)^{1/2} = \sqrt{-1}$  which is not a real number.

#### Exponential Function Properties


- *Only defined for positive a:*  $a^x$  is only defined for all real  $x$  if  $a > 0$
- *Always positive:*  $a^x > 0$ , for all  $x$
- *Exponent rules:*
  1.  $a^x a^y = a^{x+y}$
  2.  $\frac{a^x}{a^y} = a^{x-y}$
  3.  $(a^x)^y = a^{xy} = a^{yx} = (a^y)^x$
  4.  $a^x b^x = (ab)^x$
- *Long term behaviour:* If  $a > 1$ , then  $a^x \rightarrow \infty$  as  $x \rightarrow \infty$  and  $a^x \rightarrow 0$  as  $x \rightarrow -\infty$ .

The last property can be observed from the graph. If  $a > 1$ , then as  $x$  gets larger and larger, so does  $a^x$ . On the other hand, as  $x$  gets large and negative, the function approaches

the  $x$ -axis, that is,  $a^x$  approaches 0.

### Example 2.10: Reflection of Exponential

Determine an equation of the function after reflecting  $y = 2^x$  about the line  $x = -2$ .

**Solution.** First reflect about the  $y$ -axis to get  $y = 2^{-x}$ . Now shift by  $2 \times 2 = 4$  units to the left to get  $y = 2^{-(x+4)}$ . Side note: Can you see why this sequence of transformations is the same as reflection in the line  $x = -2$ ? Can you come up with a general rule for these types of reflections? 

### Example 2.11: Determine the Exponential Function

Determine the exponential function  $f(x) = ka^x$  that passes through the points  $(1, 6)$  and  $(2, 18)$ .

**Solution.** We substitute our two points into the equation to get:

$$x = 1, y = 6 \rightarrow 6 = ka^1$$

$$x = 2, y = 18 \rightarrow 18 = ka^2$$

This gives us  $6 = ka$  and  $18 = ka^2$ . The first equation is  $k = 6/a$  and subbing this into the second gives:  $18 = (6/a)a^2$ . Thus,  $18 = 6a$  and  $a = 3$ . Now we can see from  $6 = ka$  that  $k = 2$ . Therefore, the exponential function is


$$f(x) = 2 \cdot 3^x.$$



There is one base that is so important and convenient that we give it a special symbol. This number is denoted by  $e = 2.71828\dots$  (and is an irrational number). Its *importance* stems from the fact that it simplifies many formulas of Calculus and also shows up in other fields of mathematics.

### Example 2.12: Domain of Function with Exponential

Find the domain of  $f(x) = \frac{1}{\sqrt{e^x + 1}}$ .

**Solution.** For domain, we cannot divide by zero or take the square root of negative numbers. Note that one of the properties of exponentials is that they are always positive! Thus,  $e^x + 1 > 0$  (in fact, as  $e^x > 0$  we actually have that  $e^x + 1$  is at least one). Therefore,  $e^x + 1$  is never zero nor negative, and gives no restrictions on  $x$ . Thus, the domain is  $\mathbb{R}$ . 

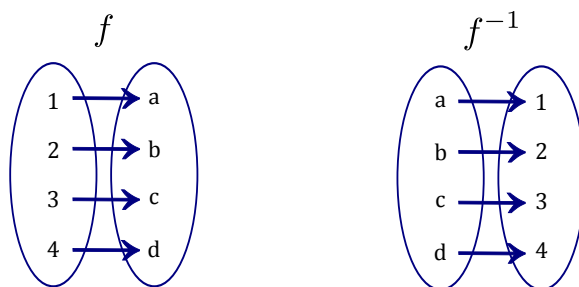
## Exercises for 2.3

**Exercise 2.3.1.** Determine an equation of the function  $y = a^x$  passing through the point  $(3, 8)$ .

**Exercise 2.3.2.** Find the domain of  $y = e^{-x} + e^{\frac{1}{x}}$ .

## 2.4 Inverse Functions

In mathematics, an *inverse* is a function that serves to “undo” another function. That is, if  $f(x)$  produces  $y$ , then putting  $y$  into the inverse of  $f$  produces the output  $x$ . A function  $f$  that has an inverse is called invertible and the inverse is denoted by  $f^{-1}$ . It is best to illustrate inverses using an arrow diagram:



Notice how  $f$  maps 1 to  $a$ , and  $f^{-1}$  undoes this, that is,  $f^{-1}$  maps  $a$  back to 1. Don't confuse  $f^{-1}(x)$  with exponentiation: the inverse  $f^{-1}$  is *different* from  $\frac{1}{f(x)}$ .

Not every function has an inverse. It is easy to see that if a function  $f(x)$  is going to have an inverse, then  $f(x)$  *never* takes on the same value twice. We give this property a special name.

A function  $f(x)$  is called **one-to-one** if every element of the range corresponds to *exactly* one element of the domain. Similar to the Vertical Line Test (VLT) for functions, we have the Horizontal Line Test (HLT) for the one-to-one property.

### Theorem 2.13: The Horizontal Line Test

*A function is one-to-one if and only if there is no horizontal line that intersects its graph more than once.*

### Example 2.14: Parabola is Not One-to-one

*The parabola  $f(x) = x^2$  is not one-to-one because it does not satisfy the horizontal line test. For example, the horizontal line  $y = 1$  intersects the parabola at two points, when  $x = -1$  and  $x = 1$ .*

We now formally define the inverse of a function.

**Definition 2.15: Inverse of a Function**


Let  $f(x)$  and  $g(x)$  be two one-to-one functions. If  $(f \circ g)(x) = x$  and  $(g \circ f)(x) = x$  then we say that  $f(x)$  and  $g(x)$  are **inverses** of each other. We denote  $g(x)$  (the inverse of  $f(x)$ ) by  $g(x) = f^{-1}(x)$ .

Thus, if  $f$  maps  $x$  to  $y$ , then  $f^{-1}$  maps  $y$  back to  $x$ . This gives rise to the *cancellation formulas*:

$$\begin{aligned} f^{-1}(f(x)) &= x, & \text{for every } x \text{ in the domain of } f(x), \\ f(f^{-1}(x)) &= x, & \text{for every } x \text{ in the domain of } f^{-1}(x). \end{aligned}$$

**Example 2.16: Finding the Inverse at Specific Values**

If  $f(x) = x^9 + 2x^7 + x + 1$ , find  $f^{-1}(5)$  and  $f^{-1}(1)$ .

**Solution.** Rather than trying to compute a formula for  $f^{-1}$  and then computing  $f^{-1}(5)$ , we can simply find a number  $c$  such that  $f$  evaluated at  $c$  gives 5. Note that subbing in some simple values ( $x = -3, -2, 1, 0, 1, 2, 3$ ) and evaluating  $f(x)$  we eventually find that  $f(1) = 1^9 + 2(1^7) + 1 + 1 = 5$  and  $f(0) = 1$ . Therefore,  $f^{-1}(5) = 1$  and  $f^{-1}(1) = 0$ . 

To compute the equation of the inverse of a function we use the following *guidelines*.

**Guidelines for Computing Inverses**


1. Write down  $y = f(x)$ .
2. Solve for  $x$  in terms of  $y$ .
3. Switch the  $x$ 's and  $y$ 's.
4. The result is  $y = f^{-1}(x)$ .

**Example 2.17: Finding the Inverse Function**

We find the inverse of the function  $f(x) = 2x^3 + 1$ .

**Solution.** Starting with  $y = 2x^3 + 1$  we solve for  $x$  as follows:

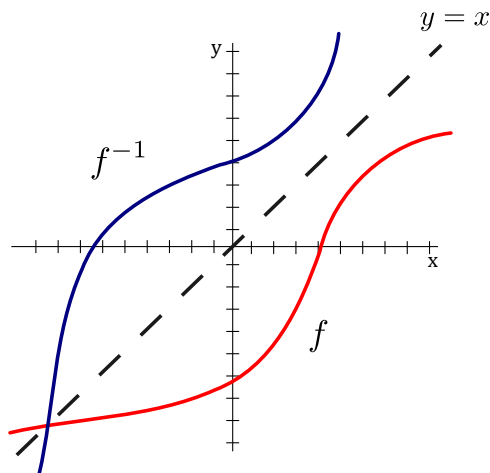
$$y - 1 = 2x^3 \quad \rightarrow \quad \frac{y - 1}{2} = x^3 \quad \rightarrow \quad x = \sqrt[3]{\frac{y - 1}{2}}.$$

Therefore,  $f^{-1}(x) = \sqrt[3]{\frac{x - 1}{2}}$ . 

This example shows how to find the inverse of a function *algebraically*. But what about finding the inverse of a function *graphically*? Step 3 (switching  $x$  and  $y$ ) gives us a good graphical technique to find the inverse, namely, for each point  $(a, b)$  where  $f(a) = b$ , sketch

## 2.5. LOGARITHMS

the point  $(b, a)$  for the inverse. More formally, to obtain  $f^{-1}(x)$  reflect the graph  $f(x)$  about the line  $y = x$ .



### Exercises for 2.4

---

**Exercise 2.4.1.** Is the function  $f(x) = |x|$  one-to-one?

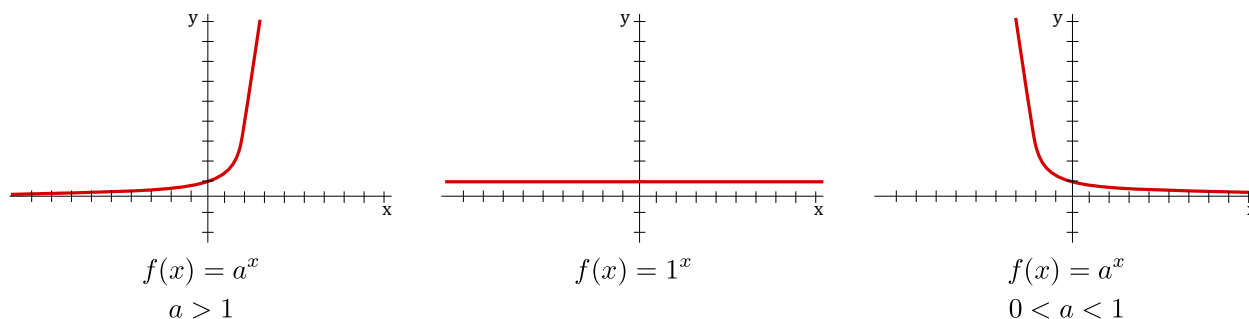
**Exercise 2.4.2.** If  $h(x) = e^x + x + 1$ , find  $h^{-1}(2)$ .

**Exercise 2.4.3.** Find a formula for the inverse of the function  $f(x) = \frac{x+2}{x-2}$ .

## 2.5 Logarithms

---

Recall the *three kinds* of exponential functions  $f(x) = a^x$  depending on whether  $0 < a < 1$ ,  $a = 1$  or  $a > 1$ :



So long as  $a \neq 1$ , the function  $f(x) = a^x$  satisfies the horizontal line test and therefore has an inverse. We call the *inverse of  $a^x$*  the **logarithmic function with base a** and denote it by  $\log_a$ . In particular,

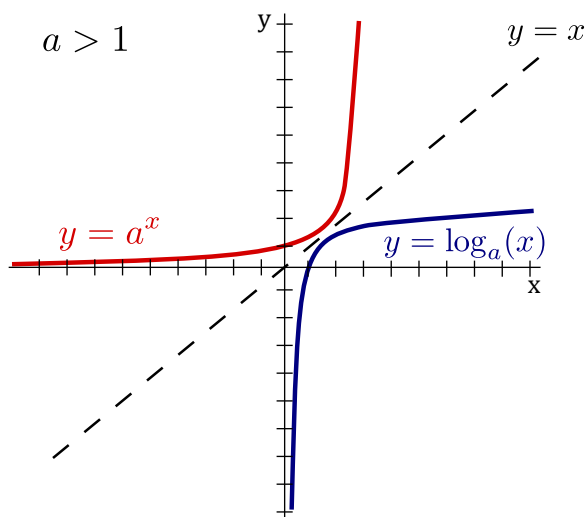
$$\log_a x = y \iff a^y = x.$$

The *cancellation formulas* for logs are:

$$\log_a(a^x) = x, \quad \text{for every } x \in \mathbb{R},$$

$$a^{\log_a(x)} = x, \quad \text{for every } x > 0.$$

Since the function  $f(x) = a^x$  for  $a \neq 1$  has domain  $\mathbb{R}$  and range  $(0, \infty)$ , the logarithmic function has domain  $(0, \infty)$  and range  $\mathbb{R}$ . For the most part, we only focus on logarithms with a base larger than 1 (i.e.,  $a > 1$ ) as these are the most important.



Notice that every logarithm passes through the point  $(1, 0)$  in the same way that every exponential function passes through the point  $(0, 1)$ .

Some properties of logarithms are as follows.

### Logarithm Properties

Let  $A, B$  be positive numbers and  $b > 0$  ( $b \neq 1$ ) be a base.

- $\log_b(AB) = \log_b A + \log_b B$ ,
- $\log_b\left(\frac{A}{B}\right) = \log_b A - \log_b B$ ,
- $\log_b(A^n) = n \log_b A$ , where  $n$  is any real number.

### Example 2.18: Compute Logarithms

To compute  $\log_2(24) - \log_2(3)$  we can do the following:

$$\log_2(24) - \log_2(3) = \log_2\left(\frac{24}{3}\right) = \log_2(8) = 3,$$



## 2.5. LOGARITHMS

since  $2^3 = 8$ .

### The Natural Logarithm

As mentioned earlier for exponential functions, the number  $e \approx 2.71828\dots$  is the most convenient base to use in Calculus. For this reason we give the logarithm with base  $e$  a special name: **the natural logarithm**. We also give it special notation:

$$\log_e x = \ln x.$$

You may pronounce  $\ln$  as either: “el - en”, “lawn”, or refer to it as “natural log”. The above properties of logarithms also apply to the natural logarithm.

Often we need to turn a logarithm (in a different base) into a natural logarithm. This gives rise to the *change of base formula*.

#### Change of Base Formula

$$\log_a x = \frac{\ln x}{\ln a}.$$

#### Example 2.19: Combine Logarithms

Write  $\ln A + 2 \ln B - \ln C$  as a single logarithm.

**Solution.** Using properties of logarithms, we have,

$$\begin{aligned} \ln A + 2 \ln B - \ln C &= \ln A + \ln B^2 - \ln C \\ &= \ln(AB^2) - \ln C \\ &= \ln \frac{AB^2}{C} \end{aligned}$$



#### Example 2.20: Solve Exponential Equations using Logarithms

If  $e^{x+2} = 6e^{2x}$ , then solve for  $x$ .

**Solution.** Taking the natural logarithm of both sides and noting the cancellation formulas

(along with  $\ln e = 1$ ), we have:

$$e^{x+2} = 6e^{2x}$$

$$\ln e^{x+2} = \ln(6e^{2x})$$

$$x + 2 = \ln 6 + \ln e^{2x}$$

$$x + 2 = \ln 6 + 2x$$

$$x = 2 - \ln 6$$



### Example 2.21: Solve Logarithm Equations using Exponentials

If  $\ln(2x - 1) = 2 \ln(x)$ , then solve for  $x$ .

**Solution.** “Taking  $e$ ” of both sides and noting the cancellation formulas, we have:

$$e^{\ln(2x-1)} = e^{2\ln(x)}$$

$$(2x - 1) = e^{\ln(x^2)}$$

$$2x - 1 = x^2$$

$$x^2 - 2x + 1 = 0$$

$$(x - 1)^2 = 0$$

Therefore, the solution is  $x = 1$ .



## Exercises for 2.5

**Exercise 2.5.1.** Expand  $\log_{10}((x + 45)^7(x - 2))$ .

**Exercise 2.5.2.** Expand  $\log_2 \frac{x^3}{3x - 5 + (7/x)}$ .

**Exercise 2.5.3.** Write  $\log_2 3x + 17 \log_2(x - 2) - 2 \log_2(x^2 + 4x + 1)$  as a single logarithm.

**Exercise 2.5.4.** Solve  $\log_2(1 + \sqrt{x}) = 6$  for  $x$ .

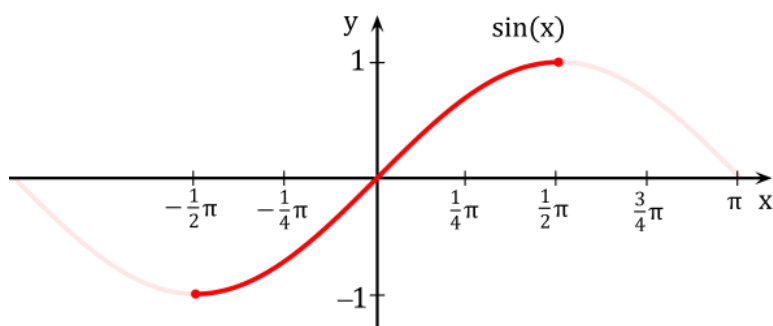
**Exercise 2.5.5.** Solve  $2^{x^2} = 8$  for  $x$ .

**Exercise 2.5.6.** Solve  $\log_2(\log_3(x)) = 1$  for  $x$ .

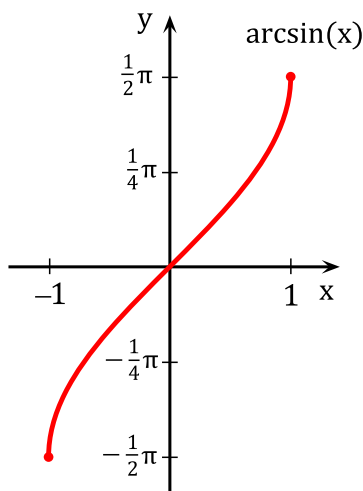
## 2.6 Inverse Trigonometric Functions

The trigonometric functions frequently arise in problems, and often it is necessary to invert the functions, for example, to find an angle with a specified sine. Of course, there are many angles with the same sine, so the sine function doesn't actually have an inverse that reliably "undoes" the sine function. If you know that  $\sin x = 0.5$ , you can't reverse this to discover  $x$ , that is, you can't solve for  $x$ , as there are infinitely many angles with sine 0.5. Nevertheless, it is useful to have something like an inverse to the sine, however imperfect. The usual approach is to pick out some collection of angles that produce all possible values of the sine exactly once. If we "discard" all other angles, the resulting function does have a proper inverse.

The sine takes on all values between  $-1$  and  $1$  exactly once on the interval  $[-\pi/2, \pi/2]$ .



If we truncate the sine, keeping only the interval  $[-\pi/2, \pi/2]$ , then this truncated sine has an inverse function. We call this the inverse sine or the arcsine, and write it in one of two common notation:  $y = \arcsin(x)$ , or  $y = \sin^{-1}(x)$ .



Recall that a function and its inverse undo each other in either order, for example,  $(\sqrt[3]{x})^3 = x$  and  $\sqrt[3]{x^3} = x$ . This does not work with the sine and the "inverse sine" because the inverse sine is the inverse of the truncated sine function, not the real sine function. It is true that  $\sin(\arcsin(x)) = x$ , that is, the sine undoes the arcsine. It is not true that the arcsine undoes the sine, for example,  $\sin(5\pi/6) = 1/2$  and  $\arcsin(1/2) = \pi/6$ , so doing first the sine then the arcsine does not get us back where we started. This is because  $5\pi/6$  is not

in the domain of the truncated sine. If we start with an angle between  $-\pi/2$  and  $\pi/2$  then the arcsine does reverse the sine:  $\sin(\pi/6) = 1/2$  and  $\arcsin(1/2) = \pi/6$ .

**Example 2.22: Arcsine of Common Values**

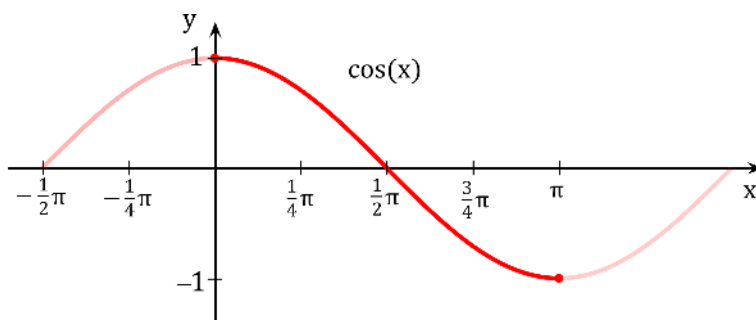
Compute  $\sin^{-1}(0)$ ,  $\sin^{-1}(1)$  and  $\sin^{-1}(-1)$ .

**Solution.** These come directly from the graph of  $y = \arcsin x$ :

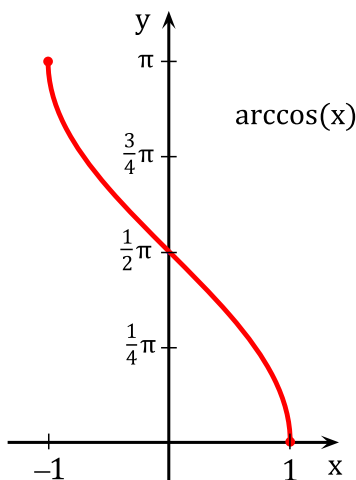
$$\sin^{-1}(0) = 0 \qquad \sin^{-1}(1) = \frac{\pi}{2} \qquad \sin^{-1}(-1) = -\frac{\pi}{2}$$



We can do something similar for the cosine function. As with the sine, we must first truncate the cosine so that it can be inverted, in particular, we use the interval  $[0, \pi]$ .



Note that the truncated cosine uses a different interval than the truncated sine, so that if  $y = \arccos(x)$  we know that  $0 \leq y \leq \pi$ .



## 2.6. INVERSE TRIGONOMETRIC FUNCTIONS

### Example 2.23: Arccosine of Common Values

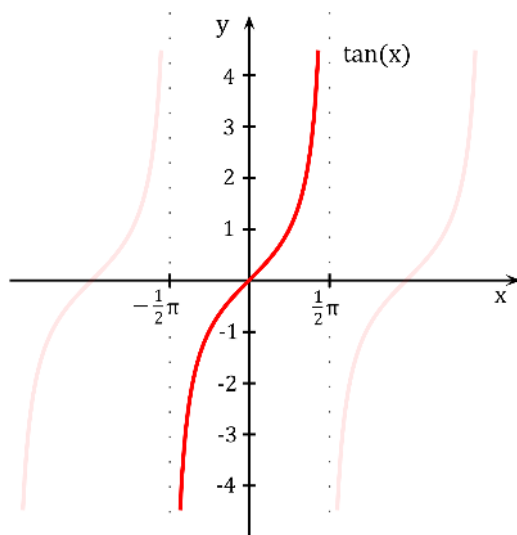
Compute  $\cos^{-1}(0)$ ,  $\cos^{-1}(1)$  and  $\cos^{-1}(-1)$ .

**Solution.** These come directly from the graph of  $y = \arccos x$ :

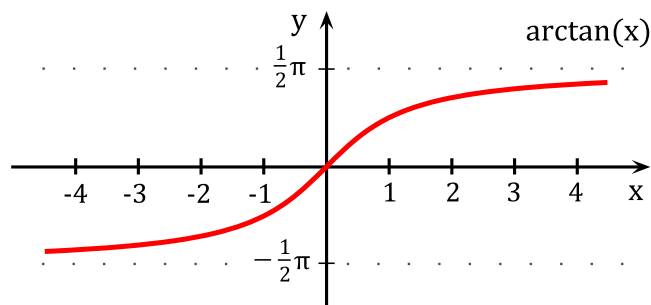
$$\cos^{-1}(0) = \frac{\pi}{2} \qquad \cos^{-1}(1) = 0 \qquad \cos^{-1}(-1) = \pi$$



Finally we look at the tangent; the other trigonometric functions also have “partial inverses” but the sine, cosine and tangent are enough for most purposes. The truncated tangent uses an interval of  $(-\pi/2, \pi/2)$ .




Reflecting the truncated tangent in the line  $y = x$  gives the arctangent function.



**Example 2.24: Arctangent of Common Values**

Compute  $\tan^{-1}(0)$ . What value does  $\tan^{-1} x$  approach as  $x$  gets larger and larger? What value does  $\tan^{-1} x$  approach as  $x$  gets large (and negative)?

**Solution.** These come directly from the graph of  $y = \arctan x$ . In particular,  $\tan^{-1}(0) = 0$ . As  $x$  gets larger and larger,  $\tan^{-1} x$  approaches a value of  $\frac{\pi}{2}$ , whereas, as  $x$  gets large but negative,  $\tan^{-1} x$  approaches a value of  $-\frac{\pi}{2}$ . 


The cancellation rules are tricky since we restricted the domains of the trigonometric functions in order to obtain inverse trig functions:

**Cancellation Rules**

$$\begin{array}{ll} \sin(\sin^{-1} x) = x, & x \in [-1, 1] & \sin^{-1}(\sin x) = x, & x \in \left[-\frac{\pi}{2}, \frac{\pi}{2}\right] \\ \cos(\cos^{-1} x) = x, & x \in [-1, 1] & \cos^{-1}(\cos x) = x, & x \in [0, \pi] \\ \tan(\tan^{-1} x) = x, & x \in (-\infty, \infty) & \tan^{-1}(\tan x) = x, & x \in \left(-\frac{\pi}{2}, \frac{\pi}{2}\right) \end{array}$$

**Example 2.25: Arcsine of 1/2**

Find  $\sin^{-1}(1/2)$ .

**Solution.** Since  $\sin^{-1}(x)$  outputs values in  $[-\pi/2, \pi/2]$ , the answer must be in this interval. Let  $\theta = \sin^{-1}(1/2)$ . We need to compute  $\theta$ . Take the sine of both sides to get  $\sin \theta = \sin(\sin^{-1}(1/2)) = 1/2$  by the cancellation rule. There are many angles  $\theta$  that work, but we want the one in the interval  $[-\pi/2, \pi/2]$ . Thus,  $\theta = \pi/6$  and hence,  $\sin^{-1}\left(\frac{1}{2}\right) = \frac{\pi}{6}$ . 

**Example 2.26: Arccosine and the Cancellation Rule**

Compute  $\cos^{-1}(\cos(0))$ ,  $\cos^{-1}(\cos(\pi))$ ,  $\cos^{-1}(\cos(2\pi))$ ,  $\cos^{-1}(\cos(3\pi))$ .

**Solution.** Since  $\cos^{-1}(x)$  outputs values in  $[0, \pi]$ , the answers must be in this interval. The first two we can cancel using the cancellation rules:

$$\cos^{-1}(\cos(0)) = 0 \quad \text{and} \quad \cos^{-1}(\cos(\pi)) = \pi.$$

The third one we cannot cancel:

$$\cos^{-1}(\cos(2\pi)) \text{ is NOT equal to } 2\pi.$$

But we know that  $\cos(2\pi) = \cos(0)$ :

$$\cos^{-1}(\cos(2\pi)) = \cos^{-1}(\cos(0)) = 0$$

Similarly with the fourth one, we can **NOT** cancel yet. Using  $\cos(3\pi) = \cos(3\pi - 2\pi) = \cos(\pi)$ :

$$\cos^{-1}(\cos(3\pi)) = \cos^{-1}(\cos(\pi)) = \pi$$

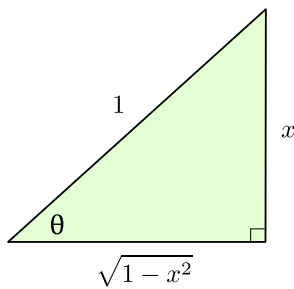


## 2.7. HYPERBOLIC FUNCTIONS

### Example 2.27: The Triangle Technique


Rewrite the expression  $\cos(\sin^{-1} x)$  without trig functions. Note that the domain of this function is all  $x \in [-1, 1]$ .

**Solution.** Let  $\theta = \sin^{-1} x$ . We need to compute  $\cos \theta$ . Taking the sine of both sides gives  $\sin \theta = \sin(\sin^{-1}(x)) = x$  by the cancellation rule. We then draw a right triangle using  $\sin \theta = x/1$ :



If  $z$  is the remaining side, then by the Pythagorean Theorem:

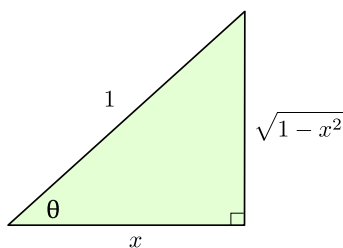
$$z^2 + x^2 = 1 \quad \rightarrow \quad z^2 = 1 - x^2 \quad \rightarrow \quad z = \pm\sqrt{1 - x^2}$$


and hence  $z = +\sqrt{1 - x^2}$  since  $\theta \in [-\pi/2, \pi/2]$ . Thus,  $\cos \theta = \sqrt{1 - x^2}$  by SOH CAH TOA, so,  $\cos(\sin^{-1} x) = \sqrt{1 - x^2}$ . 

### Example 2.28: The Triangle Technique 2

For  $x \in (0, 1)$ , rewrite the expression  $\sin(2 \cos^{-1} x)$ . Compute  $\sin(2 \cos^{-1}(1/2))$ .

**Solution.** Let  $\theta = \cos^{-1} x$  so that  $\cos \theta = x$ . The question now asks for us to compute  $\sin(2\theta)$ . We then draw a right triangle using  $\cos \theta = x/1$ :



To find  $\sin(2\theta)$  we use the double angle formula  $\sin(2\theta) = 2 \sin \theta \cos \theta$ . But  $\sin \theta = \sqrt{1 - x^2}$  and  $\cos \theta = x$ . Therefore,  $\sin(2 \cos^{-1} x) = 2x\sqrt{1 - x^2}$ . When  $x = 1/2$  we have  $\sin(2 \cos^{-1}(1/2)) = \frac{\sqrt{3}}{2}$ . 

## 2.7 Hyperbolic Functions

The hyperbolic functions appear with some frequency in applications, and are quite similar in many respects to the trigonometric functions. This is a bit surprising given our initial definitions.

**Definition 2.29: Hyperbolic Sine and Cosine**

The **hyperbolic cosine** is the function

$$\cosh x = \frac{e^x + e^{-x}}{2},$$

and the **hyperbolic sine** is the function

$$\sinh x = \frac{e^x - e^{-x}}{2}.$$

Notice that  $\cosh$  is even (that is,  $\cosh(-x) = \cosh(x)$ ) while  $\sinh$  is odd ( $\sinh(-x) = -\sinh(x)$ ), and  $\cosh x + \sinh x = e^x$ . Also, for all  $x$ ,  $\cosh x > 0$ , while  $\sinh x = 0$  if and only if  $e^x - e^{-x} = 0$ , which is true precisely when  $x = 0$ .


**Theorem 2.30: Range of Hyperbolic Cosine**

The range of  $\cosh x$  is  $[1, \infty)$ .

**Proof.** Let  $y = \cosh x$ . We solve for  $x$ :

$$\begin{aligned} y &= \frac{e^x + e^{-x}}{2} \\ 2y &= e^x + e^{-x} \\ 2ye^x &= e^{2x} + 1 \\ 0 &= e^{2x} - 2ye^x + 1 \\ e^x &= \frac{2y \pm \sqrt{4y^2 - 4}}{2} \\ e^x &= y \pm \sqrt{y^2 - 1} \end{aligned}$$

From the last equation, we see  $y^2 \geq 1$ , and since  $y \geq 0$ , it follows that  $y \geq 1$ .

Now suppose  $y \geq 1$ , so  $y \pm \sqrt{y^2 - 1} > 0$ . Then  $x = \ln(y \pm \sqrt{y^2 - 1})$  is a real number, and  $y = \cosh x$ , so  $y$  is in the range of  $\cosh(x)$ . 

**Definition 2.31: Hyperbolic Functions**

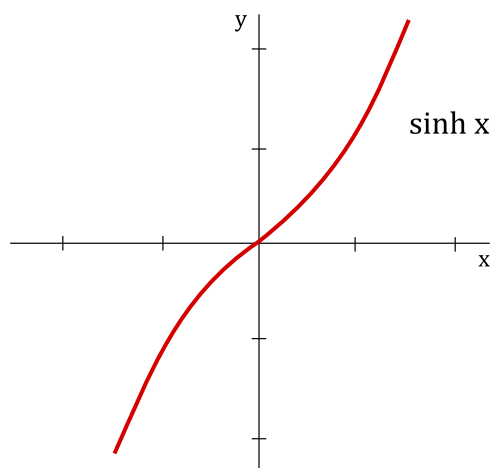
We can also define hyperbolic functions for the other trigonometric functions as you would expect:

$$\tanh x = \frac{\sinh x}{\cosh x} \quad \operatorname{csch} x = \frac{1}{\sinh x} \quad \operatorname{sech} x = \frac{1}{\cosh x} \quad \operatorname{coth} x = \frac{1}{\tanh x}$$

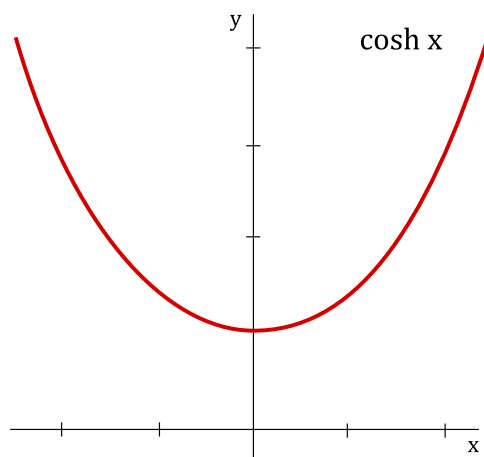


## 2.7. HYPERBOLIC FUNCTIONS

The graph of  $\sinh x$  is shown below:



The graph of  $\cosh x$  is shown below:



### Example 2.32: Computing Hyperbolic Tangent

Compute  $\tanh(\ln 2)$ .

**Solution.** This uses the definitions of the hyperbolic functions.

$$\tanh(\ln 2) = \frac{\sinh(\ln 2)}{\cosh(\ln 2)} = \frac{\frac{e^{\ln 2} - e^{-\ln 2}}{2}}{\frac{e^{\ln 2} + e^{-\ln 2}}{2}} = \frac{2 - (1/2)}{2 + (1/2)} = \frac{2 - (1/2)}{2 + (1/2)} = \frac{3}{5}$$



Certainly the hyperbolic functions do not closely resemble the trigonometric functions graphically. But they do have analogous properties, beginning with the following identity.

### Theorem 2.33: Hyperbolic Identity

For all  $x$  in  $\mathbb{R}$ ,  $\cosh^2 x - \sinh^2 x = 1$ .

**Proof.** The proof is a straightforward computation:

$$\cosh^2 x - \sinh^2 x = \frac{(e^x + e^{-x})^2}{4} - \frac{(e^x - e^{-x})^2}{4} = \frac{e^{2x} + 2 + e^{-2x} - e^{2x} + 2 - e^{-2x}}{4} = \frac{4}{4} = 1.$$



This immediately gives two additional identities:

$$1 - \tanh^2 x = \operatorname{sech}^2 x \quad \text{and} \quad \coth^2 x - 1 = \operatorname{csch}^2 x.$$

The identity of the theorem also helps to provide a geometric motivation. Recall that the graph of  $x^2 - y^2 = 1$  is a hyperbola with asymptotes  $x = \pm y$  whose  $x$ -intercepts are  $\pm 1$ . If  $(x, y)$  is a point on the right half of the hyperbola, and if we let  $x = \cosh t$ , then  $y = \pm\sqrt{x^2 - 1} = \pm\sqrt{\cosh^2 x - 1} = \pm \sinh t$ . So for some suitable  $t$ ,  $\cosh t$  and  $\sinh t$  are the coordinates of a typical point on the hyperbola. In fact, it turns out that  $t$  is twice the area shown in the first graph of figure 2.4. Even this is analogous to trigonometry;  $\cos t$  and  $\sin t$  are the coordinates of a typical point on the unit circle, and  $t$  is twice the area shown in the second graph of figure 2.4.

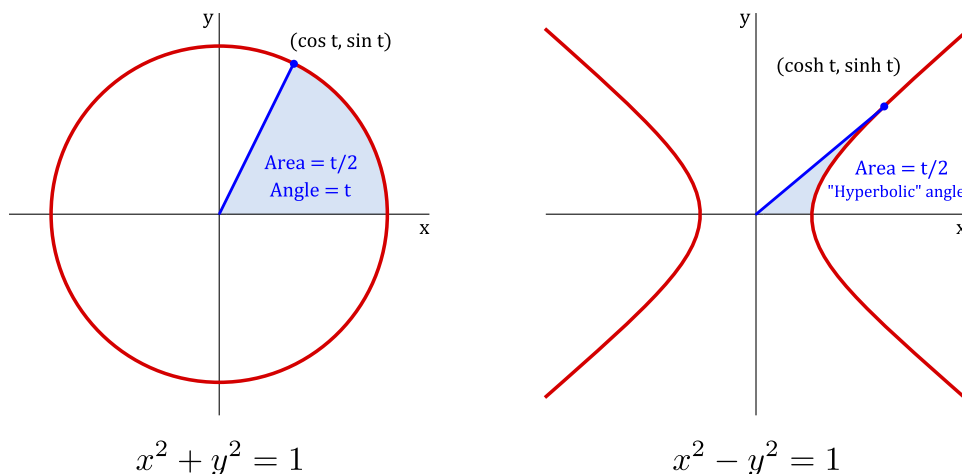


Figure 2.4: Geometric definitions. Here,  $t$  is twice the shaded area in each figure.

Since  $\cosh x > 0$ ,  $\sinh x$  is increasing and hence one-to-one, so  $\sinh x$  has an inverse,  $\operatorname{arsinh} x$ . Also,  $\sinh x > 0$  when  $x > 0$ , so  $\cosh x$  is injective on  $[0, \infty)$  and has a (partial) inverse,  $\operatorname{arcosh} x$ . The other hyperbolic functions have inverses as well, though  $\operatorname{arcsech} x$  is only a partial inverse.

## Exercises for 2.7

**Exercise 2.7.1.** Show that the range of  $\sinh x$  is all real numbers. (Hint: show that if  $y = \sinh x$  then  $x = \ln(y + \sqrt{y^2 + 1})$ .)

## 2.7. HYPERBOLIC FUNCTIONS

**Exercise 2.7.2.** Show that the range of  $\tanh x$  is  $(-1, 1)$ . What are the ranges of  $\coth$ ,  $\operatorname{sech}$ , and  $\operatorname{csch}$ ? (Use the fact that they are reciprocal functions.)

**Exercise 2.7.3.** Prove that for every  $x, y \in \mathbb{R}$ ,  $\sinh(x + y) = \sinh x \cosh y + \cosh x \sinh y$ . Obtain a similar identity for  $\sinh(x - y)$ .

**Exercise 2.7.4.** Prove that for every  $x, y \in \mathbb{R}$ ,  $\cosh(x + y) = \cosh x \cosh y + \sinh x \sinh y$ . Obtain a similar identity for  $\cosh(x - y)$ .

**Exercise 2.7.5.** Show that  $\sinh(2x) = 2 \sinh x \cosh x$  and  $\cosh(2x) = \cosh^2 x + \sinh^2 x$  for every  $x$ . Conclude also that  $(\cosh(2x) - 1)/2 = \sinh^2 x$ .

**Exercise 2.7.6.** What are the domains of the six inverse hyperbolic functions?

**Exercise 2.7.7.** Sketch the graphs of all six inverse hyperbolic functions.



# 3. Limits

---

## 3.1 The Limit

---

The value a function  $f$  approaches as its input  $x$  approaches some value is said to be the limit of  $f$ . Limits are essential to the study of calculus and, as we will see, are used in defining continuity, derivatives, and integrals.

Consider the function

$$f(x) = \frac{x^2 - 1}{x - 1}.$$

Notice that  $x = 1$  does not belong to the domain of  $f(x)$ . Regardless, we would like to know how  $f(x)$  behaves close to the point  $x = 1$ . We start with a table of values:

$x$	$f(x)$
0.5	1.5
0.9	1.9
0.99	1.99
1.01	2.01
1.1	2.1
1.5	2.5

It appears that for values of  $x$  close to 1 we have that  $f(x)$  is close to 2. In fact, we can make the values of  $f(x)$  as close to 2 as we like by taking  $x$  sufficiently close to 1. We express this by saying *the limit of the function  $f(x)$  as  $x$  approaches 1 is equal to 2* and use the notation:

$$\lim_{x \rightarrow 1} f(x) = 2.$$

### Definition 3.1: Limit (Useable Definition)

In general, we will write

$$\lim_{x \rightarrow a} f(x) = L,$$

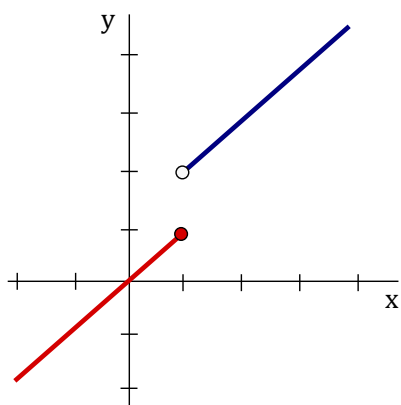
if we can make the values of  $f(x)$  arbitrarily close to  $L$  by taking  $x$  to be sufficiently close to  $a$  (on either side of  $a$ ) but not equal to  $a$ .

We read the expression  $\lim_{x \rightarrow a} f(x) = L$  as “*the limit of  $f(x)$  as  $x$  approaches  $a$  is equal to  $L$ ”.*

When evaluating a limit, you are essentially answering the following question: What number does the function *approach* while  $x$  gets closer and closer to  $a$  (but *not equal* to  $a$ )? The phrase *but not equal to  $a$*  in the definition of a limit means that when finding the limit of  $f(x)$  as  $x$  approaches  $a$  we never actually consider  $x = a$ . In fact, as we just saw in the example above,  $a$  may not even belong to the domain of  $f$ . All that matters for limits is what happens to  $f$  close to  $a$ , not necessarily what happens to  $f$  at  $a$ .

## One-sided limits

Consider the following piecewise defined function:



$$f(x) = \begin{cases} x & \text{if } x \leq 1 \\ x + 1 & \text{if } x > 1 \end{cases}$$

Observe from the graph that as  $x$  gets closer and closer to 1 from the *left*, then  $f(x)$  approaches +1. Similarly, as  $x$  gets closer and closer 1 from the *right*, then  $f(x)$  approaches +2. We use the following notation to indicate this:

$$\lim_{x \rightarrow 1^-} f(x) = 1 \quad \text{and} \quad \lim_{x \rightarrow 1^+} f(x) = 2.$$

The symbol  $x \rightarrow 1^-$  means that we only consider values of  $x$  sufficiently close to 1 which are less than 1. Similarly, the symbol  $x \rightarrow 1^+$  means that we only consider values of  $x$  sufficiently close to 1 which are greater than 1.

### Definition 3.2: Left and Right-Hand Limit (Useable Definition)

In general, we will write

$$\lim_{x \rightarrow a^-} f(x) = L,$$

if we can make the values of  $f(x)$  arbitrarily close to  $L$  by taking  $x$  to be sufficiently close to  $a$  and  $x$  less than  $a$ . This is called the **left-hand limit** of  $f(x)$  as  $x$  approaches  $a$ . Similarly, we write

$$\lim_{x \rightarrow a^+} f(x) = L,$$

if we can make the values of  $f(x)$  arbitrarily close to  $L$  by taking  $x$  to be sufficiently close to  $a$  and  $x$  greater than  $a$ . This is called the **right-hand limit** of  $f(x)$  as  $x$  approaches  $a$ .

We note the following fact:

$$\lim_{x \rightarrow a} f(x) = L \quad \text{if and only if} \quad \lim_{x \rightarrow a^-} f(x) = L \quad \text{and} \quad \lim_{x \rightarrow a^+} f(x) = L.$$

Or more concisely:

$$\lim_{x \rightarrow a^-} f(x) = \lim_{x \rightarrow a^+} f(x) = L$$

. A consequence of this fact is that if the one-sided limits are *different*, then the two-sided limit  $\lim_{x \rightarrow a} f(x)$  does not exist, often denoted as: (DNE).

## Exercises for Section 3.1

---

**Exercise 3.1.1.** Use a calculator to estimate  $\lim_{x \rightarrow 0} \frac{\sin x}{x}$ .

**Exercise 3.1.2.** Use a calculator to estimate  $\lim_{x \rightarrow 0} \frac{\tan(3x)}{\tan(5x)}$ .

## 3.2 Precise Definition of a Limit

---

The definition given for a limit previously is more of a working definition. In this section we pursue the actual, official definition of a limit.

### Definition 3.3: Precise Definition of Limit

Suppose  $f$  is a function. We say that  $\lim_{x \rightarrow a} f(x) = L$  if for every  $\epsilon > 0$  there is a  $\delta > 0$  so that whenever  $0 < |x - a| < \delta$ ,  $|f(x) - L| < \epsilon$ .

The  $\epsilon$  and  $\delta$  here play exactly the role they did in the preceding discussion. The definition says, in a very precise way, that  $f(x)$  can be made as close as desired to  $L$  (that's the  $|f(x) - L| < \epsilon$  part) by making  $x$  close enough to  $a$  (the  $0 < |x - a| < \delta$  part). Note that we specifically make no mention of what must happen if  $x = a$ , that is, if  $|x - a| = 0$ . This is because in the cases we are most interested in, substituting  $a$  for  $x$  doesn't make sense.

Make sure you are not confused by the names of important quantities. The generic definition talks about  $f(x)$ , but the function and the variable might have other names. The  $x$  was the variable of the original function; when we were trying to compute a slope or a velocity,  $x$  was essentially a fixed quantity, telling us at what point we wanted the slope. In the velocity problem, it was literally a fixed quantity, as we focused on the time  $t = 2$ . The quantity  $a$  of the definition in all the examples was zero: we were always interested in what happened as  $\Delta x$  became very close to zero.


Armed with a precise definition, we can now prove that certain quantities behave in a particular way. The bad news is that even proofs for simple quantities can be quite tedious and complicated. The good news is that we rarely need to do such proofs, because most expressions act the way you would expect, and this can be proved once and for all.

### Example 3.4: Epsilon Delta

Let's show carefully that  $\lim_{x \rightarrow 2} x + 4 = 6$ .

**Solution.** This is not something we “need” to prove, since it is “obviously” true. But if we couldn't prove it using our official definition there would be something very wrong with the definition.

As is often the case in mathematical proofs, it helps to work backwards. We want to end up showing that under certain circumstances  $x + 4$  is close to 6; precisely, we want to

show that  $|x + 4 - 6| < \epsilon$ , or  $|x - 2| < \epsilon$ . Under what circumstances? We want this to be true whenever  $0 < |x - 2| < \delta$ . So the question becomes: can we choose a value for  $\delta$  that guarantees that  $0 < |x - 2| < \delta$  implies  $|x - 2| < \epsilon$ ? Of course: no matter what  $\epsilon$  is,  $\delta = \epsilon$  works. 


So it turns out to be very easy to prove something “obvious,” which is nice. It doesn’t take long before things get trickier, however.

### Example 3.5: Epsilon Delta

*It seems clear that  $\lim_{x \rightarrow 2} x^2 = 4$ . Let’s try to prove it.*

**Solution.** We will want to be able to show that  $|x^2 - 4| < \epsilon$  whenever  $0 < |x - 2| < \delta$ , by choosing  $\delta$  carefully. Is there any connection between  $|x - 2|$  and  $|x^2 - 4|$ ? Yes, and it’s not hard to spot, but it is not so simple as the previous example. We can write  $|x^2 - 4| = |(x + 2)(x - 2)|$ . Now when  $|x - 2|$  is small, part of  $|(x + 2)(x - 2)|$  is small, namely  $(x - 2)$ . What about  $(x + 2)$ ? If  $x$  is close to 2,  $(x + 2)$  certainly can’t be too big, but we need to somehow be precise about it. Let’s recall the “game” version of what is going on here. You get to pick an  $\epsilon$  and I have to pick a  $\delta$  that makes things work out. Presumably it is the really tiny values of  $\epsilon$  I need to worry about, but I have to be prepared for anything, even an apparently “bad” move like  $\epsilon = 1000$ . I expect that  $\epsilon$  is going to be small, and that the corresponding  $\delta$  will be small, certainly less than 1. If  $\delta \leq 1$  then  $|x + 2| < 5$  when  $|x - 2| < \delta$  (because if  $x$  is within 1 or 2, then  $x$  is between 1 and 3 and  $x + 2$  is between 3 and 5). So then I’d be trying to show that  $|(x + 2)(x - 2)| < 5|x - 2| < \epsilon$ . So now how can I pick  $\delta$  so that  $|x - 2| < \delta$  implies  $5|x - 2| < \epsilon$ ? This is easy: use  $\delta = \epsilon/5$ , so  $5|x - 2| < 5(\epsilon/5) = \epsilon$ . But what if the  $\epsilon$  you choose is not small? If you choose  $\epsilon = 1000$ , should I pick  $\delta = 200$ ? No, to keep things “sane” I will never pick a  $\delta$  bigger than 1. Here’s the final “game strategy”: when you pick a value for  $\epsilon$ , I will pick  $\delta = \epsilon/5$  or  $\delta = 1$ , whichever is smaller. Now when  $|x - 2| < \delta$ , I know both that  $|x + 2| < 5$  and that  $|x - 2| < \epsilon/5$ . Thus  $|(x + 2)(x - 2)| < 5(\epsilon/5) = \epsilon$ .

This has been a long discussion, but most of it was explanation and scratch work. If this were written down as a proof, it would be quite short, like this:

Proof that  $\lim_{x \rightarrow 2} x^2 = 4$ . Given any  $\epsilon$ , pick  $\delta = \epsilon/5$  or  $\delta = 1$ , whichever is smaller. Then when  $|x - 2| < \delta$ ,  $|x + 2| < 5$  and  $|x - 2| < \epsilon/5$ . Hence  $|x^2 - 4| = |(x + 2)(x - 2)| < 5(\epsilon/5) = \epsilon$ . 

It probably seems obvious that  $\lim_{x \rightarrow 2} x^2 = 4$ , and it is worth examining more closely why it seems obvious. If we write  $x^2 = x \cdot x$ , and ask what happens when  $x$  approaches 2, we might say something like, “Well, the first  $x$  approaches 2, and the second  $x$  approaches 2, so the product must approach  $2 \cdot 2$ .” In fact this is pretty much right on the money, except for that word “must.” Is it really true that if  $x$  approaches  $a$  and  $y$  approaches  $b$  then  $xy$  approaches  $ab$ ? It is, but it is not really obvious, since  $x$  and  $y$  might be quite complicated. The good news is that we can see that this is true once and for all, and then we don’t have to worry about it ever again. When we say that  $x$  might be “complicated” we really mean that in practice it might be a function. Here is then what we want to know:



### 3.2. PRECISE DEFINITION OF A LIMIT

#### Theorem 3.6: Limit Product

Suppose  $\lim_{x \rightarrow a} f(x) = L$  and  $\lim_{x \rightarrow a} g(x) = M$ . Then  $\lim_{x \rightarrow a} f(x)g(x) = LM$ .

**Proof.** We have to use the official definition of limit to make sense of this. So given any  $\epsilon$  we need to find a  $\delta$  so that  $0 < |x - a| < \delta$  implies  $|f(x)g(x) - LM| < \epsilon$ . What do we have to work with? We know that we can make  $f(x)$  close to  $L$  and  $g(x)$  close to  $M$ , and we have to somehow connect these facts to make  $f(x)g(x)$  close to  $LM$ .

We use, as is so often the case, a little algebraic trick:

$$\begin{aligned} |f(x)g(x) - LM| &= |f(x)g(x) - f(x)M + f(x)M - LM| \\ &= |f(x)(g(x) - M) + (f(x) - L)M| \\ &\leq |f(x)(g(x) - M)| + |(f(x) - L)M| \\ &= |f(x)||g(x) - M| + |f(x) - L||M|. \end{aligned}$$

This is all straightforward except perhaps for the “ $\leq$ ”. That is an example of the *triangle inequality*, which says that if  $a$  and  $b$  are any real numbers then  $|a + b| \leq |a| + |b|$ . If you look at a few examples, using positive and negative numbers in various combinations for  $a$  and  $b$ , you should quickly understand why this is true. We will not prove it formally.

Since  $\lim_{x \rightarrow a} f(x) = L$ , there is a value  $\delta_1$  so that  $0 < |x - a| < \delta_1$  implies  $|f(x) - L| < |\epsilon/(2M)|$ . This means that  $0 < |x - a| < \delta_1$  implies  $|f(x) - L||M| < \epsilon/2$ . You can see where this is going: if we can make  $|f(x)||g(x) - M| < \epsilon/2$  also, then we’ll be done.

We can make  $|g(x) - M|$  smaller than any fixed number by making  $x$  close enough to  $a$ ; unfortunately,  $\epsilon/(2f(x))$  is not a fixed number, since  $x$  is a variable. Here we need another little trick, just like the one we used in analyzing  $x^2$ . We can find a  $\delta_2$  so that  $|x - a| < \delta_2$  implies that  $|f(x) - L| < 1$ , meaning that  $L - 1 < f(x) < L + 1$ . This means that  $|f(x)| < N$ , where  $N$  is either  $|L - 1|$  or  $|L + 1|$ , depending on whether  $L$  is negative or positive. The important point is that  $N$  doesn’t depend on  $x$ . Finally, we know that there is a  $\delta_3$  so that  $0 < |x - a| < \delta_3$  implies  $|g(x) - M| < \epsilon/(2N)$ . Now we’re ready to put everything together. Let  $\delta$  be the smallest of  $\delta_1$ ,  $\delta_2$ , and  $\delta_3$ . Then  $|x - a| < \delta$  implies that  $|f(x) - L| < |\epsilon/(2M)|$ ,  $|f(x)| < N$ , and  $|g(x) - M| < \epsilon/(2N)$ . Then

$$\begin{aligned} |f(x)g(x) - LM| &\leq |f(x)||g(x) - M| + |f(x) - L||M| \\ &< N \frac{\epsilon}{2N} + \left| \frac{\epsilon}{2M} \right| |M| \\ &= \frac{\epsilon}{2} + \frac{\epsilon}{2} = \epsilon. \end{aligned}$$

This is just what we needed, so by the official definition,  $\lim_{x \rightarrow a} f(x)g(x) = LM$ . ♣

The concept of a **one-sided limit** can also be made precise.

#### Definition 3.7: One-sided Limit

Suppose that  $f(x)$  is a function. We say that  $\lim_{x \rightarrow a^-} f(x) = L$  if for every  $\epsilon > 0$  there is a  $\delta > 0$  so that whenever  $0 < a - x < \delta$ ,  $|f(x) - L| < \epsilon$ . We say that  $\lim_{x \rightarrow a^+} f(x) = L$  if for every  $\epsilon > 0$  there is a  $\delta > 0$  so that whenever  $0 < x - a < \delta$ ,  $|f(x) - L| < \epsilon$ .

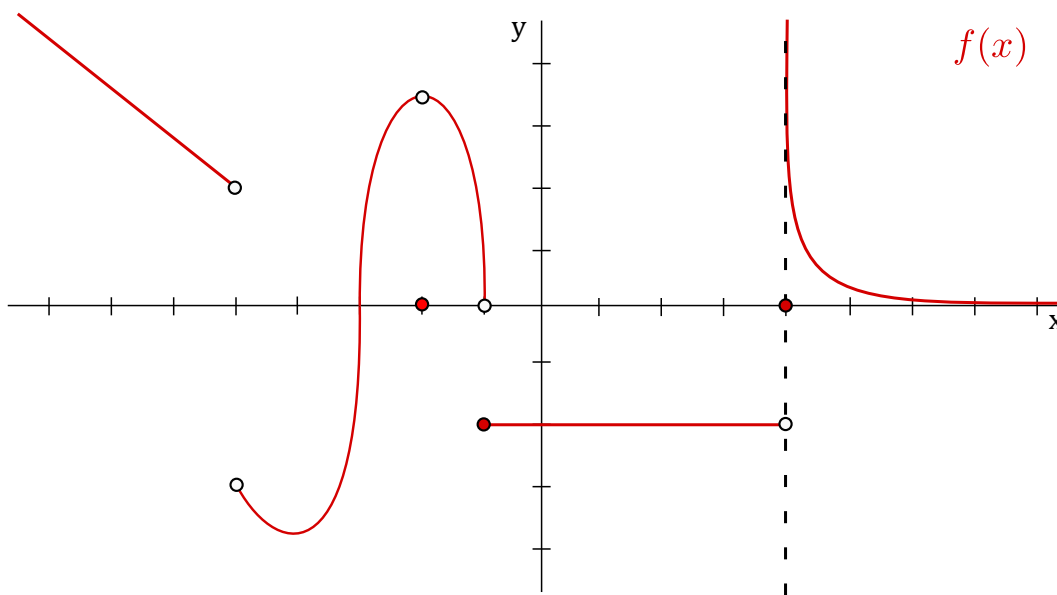
## Exercises for Section 3.2

**Exercise 3.2.1.** Give an  $\epsilon$ - $\delta$  proof of the fact that  $\lim_{x \rightarrow 4} (2x - 5) = 3$ .

## 3.3 Computing Limits: Graphically

In this section we look at an example to illustrate the concept of a limit *graphically*.

The graph of a function  $f(x)$  is shown below. We will analyze the behaviour of  $f(x)$  around  $x = -5$ ,  $x = -2$ ,  $x = -1$  and  $x = 0$ , and  $x = 4$ .



Observe that  $f(x)$  is indeed a function (it passes the vertical line test). We now analyze the function at each point separately.

$x = -5$  : Observe that at  $x = -5$  there is no closed circle, thus  $f(-5)$  is undefined. From the graph we see that as  $x$  gets closer and closer to  $-5$  from the left, then  $f(x)$  approaches 2, so

$$\lim_{x \rightarrow -5^-} f(x) = 2.$$

Similarly, as  $x$  gets closer and closer to  $-5$  from the right, then  $f(x)$  approaches  $-3$ , so

$$\lim_{x \rightarrow -5^+} f(x) = -3.$$

As the right-hand limit and left-hand limit are not equal at  $-5$ , we know that

$$\lim_{x \rightarrow -5} f(x) \text{ does not exist.}$$

$x = -2$  : Observe that at  $x = -2$  there is a closed circle at 0, thus  $f(-2) = 0$ . From the graph we see that as  $x$  gets closer and closer to  $-2$  from the left, then  $f(x)$  approaches 3.5, so

$$\lim_{x \rightarrow -2^-} f(x) = 3.5.$$

### 3.3. COMPUTING LIMITS: GRAPHICALLY

Similarly, as  $x$  gets closer and closer  $-2$  from the right, then  $f(x)$  again approaches  $3.5$ , so

$$\lim_{x \rightarrow -2^+} f(x) = 3.5.$$

As the right-hand limit and left-hand limit are both equal to  $3.5$ , we know that

$$\lim_{x \rightarrow -2} f(x) = 3.5.$$

Do not be concerned that the limit does not equal  $0$ . This is a discontinuity, which is completely valid, and will be discussed in a later section.

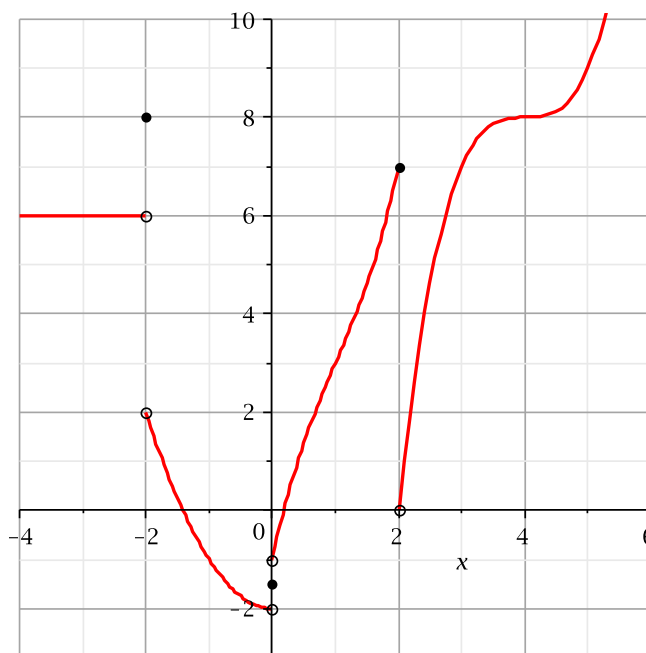
We leave it to the reader to analyze the behaviour of  $f(x)$  for  $x$  close to  $-1$  and  $0$ .

Summarizing, we have:

$f(-5)$ is undefined	$f(-2) = 0$	$f(-1) = -2$	$f(0) = -2$
$\lim_{x \rightarrow -5^-} f(x) = 2$	$\lim_{x \rightarrow -2^-} f(x) = 3.5$	$\lim_{x \rightarrow -1^-} f(x) = 0$	$\lim_{x \rightarrow 0^-} f(x) = -2$
$\lim_{x \rightarrow -5^+} f(x) = -3$	$\lim_{x \rightarrow -2^+} f(x) = 3.5$	$\lim_{x \rightarrow -1^+} f(x) = -2$	$\lim_{x \rightarrow 0^+} f(x) = -2$
$\lim_{x \rightarrow -5} f(x) = \text{DNE}$	$\lim_{x \rightarrow -2} f(x) = 3.5$	$\lim_{x \rightarrow -1} f(x) = \text{DNE}$	$\lim_{x \rightarrow 0} f(x) = -2$

## Exercises for Section 3.3

**Exercise 3.3.1.** Evaluate the expressions by reference to this graph:



- |                                     |   |   |
|-------------------------------------|---|---|
| (a) $\lim_{x \rightarrow 4} f(x)$   | (b) $\lim_{x \rightarrow -3} f(x)$      | (c) $\lim_{x \rightarrow 0} f(x)$       |
| (d) $\lim_{x \rightarrow 0^-} f(x)$ | (e) $\lim_{x \rightarrow 0^+} f(x)$     | (f) $f(-2)$                             |
| (g) $\lim_{x \rightarrow 2^-} f(x)$ | (h) $\lim_{x \rightarrow -2^-} f(x)$    | (i) $\lim_{x \rightarrow 0} f(x + 1)$   |
| (j) $f(0)$                          | (k) $\lim_{x \rightarrow 1^-} f(x - 4)$ | (l) $\lim_{x \rightarrow 0^+} f(x - 2)$ |

## 3.4 Computing Limits: Algebraically

### Properties of limits

With reference to Theorem 3.6, we can derive a handful of theorems to give us the tools to compute many limits without explicitly working with the precise definition of a limit.

#### Theorem 3.8: Limit Properties

Suppose that  $\lim_{x \rightarrow a} f(x) = L$  and  $\lim_{x \rightarrow a} g(x) = M$ , and  $k$  is some constant. Then

- $\lim_{x \rightarrow a} kf(x) = k \lim_{x \rightarrow a} f(x) = kL$
- $\lim_{x \rightarrow a} (f(x) + g(x)) = \lim_{x \rightarrow a} f(x) + \lim_{x \rightarrow a} g(x) = L + M$
- $\lim_{x \rightarrow a} (f(x) - g(x)) = \lim_{x \rightarrow a} f(x) - \lim_{x \rightarrow a} g(x) = L - M$
- $\lim_{x \rightarrow a} (f(x)g(x)) = \lim_{x \rightarrow a} f(x) \cdot \lim_{x \rightarrow a} g(x) = LM$
- $\lim_{x \rightarrow a} \frac{f(x)}{g(x)} = \frac{\lim_{x \rightarrow a} f(x)}{\lim_{x \rightarrow a} g(x)} = \frac{L}{M}$ , if  $M$  is not 0

Roughly speaking, these rules say that to compute the limit of an algebraic expression, it is enough to compute the limits of the “innermost bits” and then combine these limits. This often means that it is possible to simply plug in a value for the variable, since  $\lim_{x \rightarrow a} x = a$ .

#### Example 3.9: Limit Properties

Compute  $\lim_{x \rightarrow 1} \frac{x^2 - 3x + 5}{x - 2}$ .

**Solution.** If we apply the theorem in all its gory detail, we get

$$\begin{aligned} \lim_{x \rightarrow 1} \frac{x^2 - 3x + 5}{x - 2} &= \frac{\lim_{x \rightarrow 1} (x^2 - 3x + 5)}{\lim_{x \rightarrow 1} (x - 2)} \\ &= \frac{(\lim_{x \rightarrow 1} x^2) - (\lim_{x \rightarrow 1} 3x) + (\lim_{x \rightarrow 1} 5)}{(\lim_{x \rightarrow 1} x) - (\lim_{x \rightarrow 1} 2)} \end{aligned}$$

### 3.4. COMPUTING LIMITS: ALGEBRAICALLY

$$\begin{aligned} &= \frac{(\lim_{x \rightarrow 1} x)^2 - 3(\lim_{x \rightarrow 1} x) + 5}{(\lim_{x \rightarrow 1} x) - 2} \\ &= \frac{1^2 - 3 \cdot 1 + 5}{1 - 2} \\ &= \frac{1 - 3 + 5}{-1} = -3 \end{aligned}$$



It is worth commenting on the trivial limit  $\lim_{x \rightarrow 1} 5$ . From one point of view this might seem meaningless, as the number 5 can't "approach" any value, since it is simply a fixed number. However, 5 can, and should, be interpreted here as the function that has value 5 everywhere,  $f(x) = 5$ , with graph a horizontal line. From this point of view it makes sense to ask what happens to the values of the function (height of the graph) as  $x$  approaches 1.

We're primarily interested in limits that aren't so easy, namely, limits in which a denominator approaches zero. There are a handful of algebraic tricks that work on many of these limits.

#### Example 3.10: Zero Denominator

Compute  $\lim_{x \rightarrow 1} \frac{x^2 + 2x - 3}{x - 1}$ .

**Solution.** We can't simply plug in  $x = 1$  because that makes the denominator zero. However:

$$\begin{aligned} \lim_{x \rightarrow 1} \frac{x^2 + 2x - 3}{x - 1} &= \lim_{x \rightarrow 1} \frac{(x - 1)(x + 3)}{x - 1} \\ &= \lim_{x \rightarrow 1} (x + 3) = 4 \end{aligned}$$



The technique used to solve the previous example can be referred to as *factor and cancel*. Its validity comes from the fact that we are allowed to cancel  $x - 1$  from the numerator and denominator. Remember in Calculus that we have to make sure we don't cancel zeros, so we require  $x - 1 \neq 0$  in order to cancel it. But looking back at the definition of a limit using  $x \rightarrow 1$ , the key point for this example is that we are taking values of  $x$  close to 1 but *not* equal to 1. This is exactly what we wanted ( $x \neq 1$ ) in order to cancel this common factor.

While theorem 3.8 is very helpful, we need a bit more to work easily with limits. Since the theorem applies when some limits are already known, we need to know the behavior of some functions that cannot themselves be constructed from the simple arithmetic operations of the theorem, such as  $\sqrt{x}$ . Also, there is one other extraordinarily useful way to put functions together: composition. If  $f(x)$  and  $g(x)$  are functions, we can form two functions by composition:  $f(g(x))$  and  $g(f(x))$ . For example, if  $f(x) = \sqrt{x}$  and  $g(x) = x^2 + 5$ , then  $f(g(x)) = \sqrt{x^2 + 5}$  and  $g(f(x)) = (\sqrt{x})^2 + 5 = x + 5$ . Here is a companion to theorem 3.8

for composition:

### Theorem 3.11: Limit of Composition

Suppose that  $\lim_{x \rightarrow a} g(x) = L$  and  $\lim_{x \rightarrow L} f(x) = f(L)$ . Then

$$\lim_{x \rightarrow a} f(g(x)) = f(L).$$

Note the special form of the condition on  $f$ : it is not enough to know that  $\lim_{x \rightarrow L} f(x) = M$ , though it is a bit tricky to see why. Many of the most familiar functions do have this property, and this theorem can therefore be applied. For example:

### Theorem 3.12: Continuity of Roots

Suppose that  $n$  is a positive integer. Then

$$\lim_{x \rightarrow a} \sqrt[n]{x} = \sqrt[n]{a},$$

provided that  $a$  is positive if  $n$  is even.

This theorem is not too difficult to prove from the definition of limit.


Another of the most common algebraic tricks is called *rationalization*. Rationalizing makes use of the difference of squares formula  $(a - b)(a + b) = a^2 - b^2$ . Here is an example.

### Example 3.13: Rationalizing

Compute  $\lim_{x \rightarrow -1} \frac{\sqrt{x+5} - 2}{x+1}$ .

#### Solution.

$$\begin{aligned} \lim_{x \rightarrow -1} \frac{\sqrt{x+5} - 2}{x+1} &= \lim_{x \rightarrow -1} \frac{\sqrt{x+5} - 2}{x+1} \cdot \frac{\sqrt{x+5} + 2}{\sqrt{x+5} + 2} \\ &= \lim_{x \rightarrow -1} \frac{x+5-4}{(x+1)(\sqrt{x+5}+2)} \\ &= \lim_{x \rightarrow -1} \frac{x+1}{(x+1)(\sqrt{x+5}+2)} \\ &= \lim_{x \rightarrow -1} \frac{1}{\sqrt{x+5}+2} = \frac{1}{4} \end{aligned}$$

At the very last step we have used theorems 3.11 and 3.12. 

**Example 3.14: Left and Right Limit**


Evaluate  $\lim_{x \rightarrow 0^+} \frac{x}{|x|}$ .

**Solution.** The function  $f(x) = x/|x|$  is undefined at 0; when  $x > 0$ ,  $|x| = x$  and so  $f(x) = 1$ ; when  $x < 0$ ,  $|x| = -x$  and  $f(x) = -1$ . Thus

$$\lim_{x \rightarrow 0^-} \frac{x}{|x|} = \lim_{x \rightarrow 0^-} -1 = -1$$

while

$$\lim_{x \rightarrow 0^+} \frac{x}{|x|} = \lim_{x \rightarrow 0^+} 1 = 1.$$

The limit of  $f(x)$  must be equal to both the left and right limits; since they are different, the limit  $\lim_{x \rightarrow 0} \frac{x}{|x|}$  does not exist. 

## Exercises for 3.4

---

**Exercise 3.4.1.** Compute the limits. If a limit does not exist, explain why.

a)  $\lim_{x \rightarrow 3} \frac{x^2 + x - 12}{x - 3}$

h)  $\lim_{x \rightarrow 4} 3x^3 - 5x$

b)  $\lim_{x \rightarrow 1} \frac{x^2 + x - 12}{x - 3}$

i)  $\lim_{x \rightarrow 0} \frac{4x - 5x^2}{x - 1}$

c)  $\lim_{x \rightarrow -4} \frac{x^2 + x - 12}{x - 3}$

j)  $\lim_{x \rightarrow 1} \frac{x^2 - 1}{x - 1}$

d)  $\lim_{x \rightarrow 2} \frac{x^2 + x - 12}{x - 2}$

k)  $\lim_{x \rightarrow 0^+} \frac{\sqrt{2 - x^2}}{x}$

e)  $\lim_{x \rightarrow 1} \frac{\sqrt{x + 8} - 3}{x - 1}$

l)  $\lim_{x \rightarrow 0^+} \frac{\sqrt{2 - x^2}}{x + 1}$

f)  $\lim_{x \rightarrow 0^+} \sqrt{\frac{1}{x} + 2} - \sqrt{\frac{1}{x}}$

m)  $\lim_{x \rightarrow a} \frac{x^3 - a^3}{x - a}$

g)  $\lim_{x \rightarrow 2} 3$

n)  $\lim_{x \rightarrow 2} (x^2 + 4)^3$

## 3.5 Infinite Limits and Limits at Infinity

---

We occasionally want to know what happens to some quantity when a variable gets very large or “goes to infinity”.

**Example 3.15: Limit at Infinity**

What happens to the function  $\cos(1/x)$  as  $x$  goes to infinity? It seems clear that as  $x$  gets larger and larger,  $1/x$  gets closer and closer to zero, so  $\cos(1/x)$  should be getting closer and closer to  $\cos(0) = 1$ .

As with ordinary limits, this concept of “limit at infinity” can be made precise. Roughly, we want  $\lim_{x \rightarrow \infty} f(x) = L$  to mean that we can make  $f(x)$  as close as we want to  $L$  by making  $x$  large enough.

**Definition 3.16: Limit at Infinity (Formal Definition)**

If  $f$  is a function, we say that  $\lim_{x \rightarrow \infty} f(x) = L$  if for every  $\epsilon > 0$  there is an  $N > 0$  so that whenever  $x > N$ ,  $|f(x) - L| < \epsilon$ . We may similarly define  $\lim_{x \rightarrow -\infty} f(x) = L$ .


We include this definition for completeness, but we will not explore it in detail. Suffice it to say that such limits behave in much the same way that ordinary limits do; in particular there is a direct analog of theorem 3.8.

**Example 3.17: Limit at Infinity**

Compute  $\lim_{x \rightarrow \infty} \frac{2x^2 - 3x + 7}{x^2 + 47x + 1}$ .

**Solution.** As  $x$  goes to infinity both the numerator and denominator go to infinity. We divide the numerator and denominator by  $x^2$ :

$$\lim_{x \rightarrow \infty} \frac{2x^2 - 3x + 7}{x^2 + 47x + 1} = \lim_{x \rightarrow \infty} \frac{2 - \frac{3}{x} + \frac{7}{x^2}}{1 + \frac{47}{x} + \frac{1}{x^2}}.$$

Now as  $x$  approaches infinity, all the quotients with some power of  $x$  in the denominator approach zero, leaving 2 in the numerator and 1 in the denominator, so the limit again is 2. 

In the previous example, we *divided by the highest power of  $x$  that occurs in the denominator* in order to evaluate the limit. We illustrate another technique similar to this.

**Example 3.18: Limit at Infinity**

Compute the following limit:

$$\lim_{x \rightarrow \infty} \frac{2x^2 + 3}{5x^2 + x}.$$

**Solution.** As  $x$  becomes large, both the numerator and denominator become large, so it isn't clear what happens to their ratio. The highest power of  $x$  in the denominator is  $x^2$ ,



### 3.5. INFINITE LIMITS AND LIMITS AT INFINITY

therefore we will divide every term in both the numerator and denominator by  $x^2$  as follows:

$$\lim_{x \rightarrow \infty} \frac{2x^2 + 3}{5x^2 + x} = \lim_{x \rightarrow \infty} \frac{2 + 3/x^2}{5 + 1/x}.$$

Most of the limit rules from last lecture also apply to infinite limits, so we can write this as:

$$= \frac{\lim_{x \rightarrow \infty} 2 + 3 \lim_{x \rightarrow \infty} \frac{1}{x^2}}{\lim_{x \rightarrow \infty} 5 + \lim_{x \rightarrow \infty} \frac{1}{x}} = \frac{2 + 3(0)}{5 + 0} = \frac{2}{5}.$$

Note that we used the theorem above to get that  $\lim_{x \rightarrow \infty} \frac{1}{x} = 0$  and  $\lim_{x \rightarrow \infty} \frac{1}{x^2} = 0$ .

A shortcut technique is to analyze only the *leading terms* of the numerator and denominator. A leading term is a term that has the highest power of  $x$ . If there are multiple terms with the same exponent, you must include all of them.

*Top:* The leading term is  $2x^2$ .

*Bottom:* The leading term is  $5x^2$ .

Now only looking at leading terms and ignoring the other terms we get:

$$\lim_{x \rightarrow \infty} \frac{2x^2 + 3}{5x^2 + x} = \lim_{x \rightarrow \infty} \frac{2x^2}{5x^2} = \frac{2}{5}.$$



We next look at limits whose value is infinity (or minus infinity).

#### Definition 3.19: Infinite Limit (Useable Definition)

In general, we will write

$$\lim_{x \rightarrow a} f(x) = \infty$$

if we can make the value of  $f(x)$  arbitrarily large by taking  $x$  to be sufficiently close to  $a$  (on either side of  $a$ ) but not equal to  $a$ . Similarly, we will write

$$\lim_{x \rightarrow a} f(x) = -\infty$$

if we can make the value of  $f(x)$  arbitrarily large and *negative* by taking  $x$  to be sufficiently close to  $a$  (on either side of  $a$ ) but not equal to  $a$ .

This definition can be modified for one-sided limits as well as limits with  $x \rightarrow a$  replaced by  $x \rightarrow \infty$  or  $x \rightarrow -\infty$ .

**Example 3.20: Limit at Infinity**

Compute the following limit:  $\lim_{x \rightarrow \infty} (x^3 - x)$ .

**Solution.** One might be tempted to write:

$$\lim_{x \rightarrow \infty} x^3 - \lim_{x \rightarrow \infty} x = \infty - \infty,$$

however, we do not know what  $\infty - \infty$  is, as  $\infty$  is not a real number and so cannot be treated like one. We instead write:

$$\lim_{x \rightarrow \infty} (x^3 - x) = \lim_{x \rightarrow \infty} x(x^2 - 1).$$

As  $x$  becomes arbitrarily large, then both  $x$  and  $x^2 - 1$  become arbitrarily large, and hence their product  $x(x^2 - 1)$  will also become arbitrarily large. Thus we see that

$$\lim_{x \rightarrow \infty} (x^3 - x) = \infty.$$

**Example 3.21: Limit at Infinity and Basic Functions**

We can easily evaluate the following limits by observation:

- |   |   |
|---|---|
| 1. $\lim_{x \rightarrow \infty} \frac{6}{\sqrt{x^3}} = 0$ | 2. $\lim_{x \rightarrow -\infty} x - x^2 = -\infty$ |
| 3. $\lim_{x \rightarrow \infty} x^3 + x = \infty$         | 4. $\lim_{x \rightarrow \infty} \cos(x) = DNE$      |
| 5. $\lim_{x \rightarrow \infty} e^x = \infty$             | 6. $\lim_{x \rightarrow -\infty} e^x = 0$           |
| 7. $\lim_{x \rightarrow 0^+} \ln x = -\infty$             | 8. $\lim_{x \rightarrow 0} \cos(1/x) = DNE$         |

Often, the shorthand notation  $\frac{1}{0^+} = +\infty$  and  $\frac{1}{0^-} = -\infty$  is used to represent the following two limits respectively:

$$\lim_{x \rightarrow 0^+} \frac{1}{x} = +\infty \quad \text{and} \quad \lim_{x \rightarrow 0^-} \frac{1}{x} = -\infty.$$

Using the above convention we can compute the following limits.

**Example 3.22: Limit at Infinity and Basic Functions**

Compute  $\lim_{x \rightarrow 0^+} e^{1/x}$ ,  $\lim_{x \rightarrow 0^-} e^{1/x}$  and  $\lim_{x \rightarrow 0} e^{1/x}$ .

**Solution.** We have:

$$\lim_{x \rightarrow 0^+} e^{\frac{1}{x}} = e^{\frac{1}{0^+}} = e^{+\infty} = \infty.$$

$$\lim_{x \rightarrow 0^-} e^{\frac{1}{x}} = e^{\frac{1}{0^-}} = e^{-\infty} = 0.$$

Thus, as left-hand limit  $\neq$  right-hand limit,

$$\lim_{x \rightarrow 0} e^{\frac{1}{x}} = \text{DNE.}$$



## Vertical Asymptotes

---

The line  $x = a$  is called a **vertical asymptote** of  $f(x)$  if *at least one* of the following is true:

$$\lim_{x \rightarrow a} f(x) = \infty \quad \lim_{x \rightarrow a^-} f(x) = \infty \quad \lim_{x \rightarrow a^+} f(x) = \infty$$

$$\lim_{x \rightarrow a} f(x) = -\infty \quad \lim_{x \rightarrow a^-} f(x) = -\infty \quad \lim_{x \rightarrow a^+} f(x) = -\infty$$

**Example 3.23: Vertical Asymptotes**

Find the vertical asymptotes of  $f(x) = \frac{2x}{x-4}$ .

**Solution.** In the definition of vertical asymptotes we need a certain limit to be  $\pm\infty$ . Candidates would be to consider values not in the domain of  $f(x)$ , such as  $a = 4$ . As  $x$  approaches 4 but is larger than 4 then  $x - 4$  is a small positive number and  $2x$  is close to 8, so the quotient  $2x/(x - 4)$  is a large positive number. Thus we see that

$$\lim_{x \rightarrow 4^+} \frac{2x}{x-4} = \infty.$$

Thus, at least one of the conditions in the definition above is satisfied. Therefore  $x = 4$  is a vertical asymptote. 

## Horizontal Asymptotes

---

The line  $y = L$  is a **horizontal asymptote** of  $f(x)$  if either

$$\lim_{x \rightarrow \infty} f(x) = L \quad \text{or} \quad \lim_{x \rightarrow -\infty} f(x) = L.$$

**Example 3.24: Horizontal Asymptotes**

Find the horizontal asymptotes of  $f(x) = \frac{|x|}{x}$ .

**Solution.** We must compute two infinite limits. First,

$$\lim_{x \rightarrow \infty} \frac{|x|}{x}.$$

Notice that for  $x$  arbitrarily large that  $x > 0$ , so that  $|x| = x$ . In particular, for  $x$  in the interval  $(0, \infty)$  we have


$$\lim_{x \rightarrow \infty} \frac{|x|}{x} = \lim_{x \rightarrow \infty} \frac{x}{x} = 1.$$

Second, we must compute

$$\lim_{x \rightarrow -\infty} \frac{|x|}{x}.$$

Notice that for  $x$  arbitrarily large negative that  $x < 0$ , so that  $|x| = -x$ . In particular, for  $x$  in the interval  $(-\infty, 0)$  we have

$$\lim_{x \rightarrow -\infty} \frac{|x|}{x} = \lim_{x \rightarrow -\infty} \frac{-x}{x} = -1.$$

Therefore there are two horizontal asymptotes, namely,  $y = 1$  and  $y = -1$ . 

## Exercises for 3.5

---

**Exercise 3.5.1.** Compute the following limits.

a)  $\lim_{x \rightarrow \infty} \sqrt{x^2 + x} - \sqrt{x^2 - x}$       g)  $\lim_{x \rightarrow \infty} \frac{x + x^{1/2} + x^{1/3}}{x^{2/3} + x^{1/4}}$

m)  $\lim_{x \rightarrow \infty} \frac{x + x^{-2}}{2x + x^{-2}}$

b)  $\lim_{x \rightarrow \infty} \frac{e^x + e^{-x}}{e^x - e^{-x}}$

h)  $\lim_{t \rightarrow \infty} \frac{1 - \sqrt{\frac{t}{t+1}}}{2 - \sqrt{\frac{4t+1}{t+2}}}$

n)  $\lim_{x \rightarrow \infty} \frac{5 + x^{-1}}{1 + 2x^{-1}}$

c)  $\lim_{t \rightarrow 1^+} \frac{(1/t) - 1}{t^2 - 2t + 1}$

i)  $\lim_{t \rightarrow \infty} \frac{1 - \frac{t}{t-1}}{1 - \sqrt{\frac{t}{t-1}}}$

o)  $\lim_{x \rightarrow \infty} \frac{4x}{\sqrt{2x^2 + 1}}$

d)  $\lim_{t \rightarrow \infty} \frac{t + 5 - 2/t - 1/t^3}{3t + 12 - 1/t^2}$

j)  $\lim_{x \rightarrow -\infty} \frac{x + x^{-1}}{1 + \sqrt{1 - x}}$

p)  $\lim_{x \rightarrow \infty} (x + 5) \left( \frac{1}{2x} + \frac{1}{x + 2} \right)$

e)  $\lim_{y \rightarrow \infty} \frac{\sqrt{y+1} + \sqrt{y-1}}{y}$

k)  $\lim_{x \rightarrow 1^+} \frac{\sqrt{x}}{x - 1}$

q)  $\lim_{x \rightarrow 0^+} (x + 5) \left( \frac{1}{2x} + \frac{1}{x + 2} \right)$

f)  $\lim_{x \rightarrow 0^+} \frac{3 + x^{-1/2} + x^{-1}}{2 + 4x^{-1/2}}$

l)  $\lim_{x \rightarrow \infty} \frac{x^{-1} + x^{-1/2}}{x + x^{-1/2}}$

r)  $\lim_{x \rightarrow 2} \frac{x^3 - 6x - 2}{x^3 - 4x}$

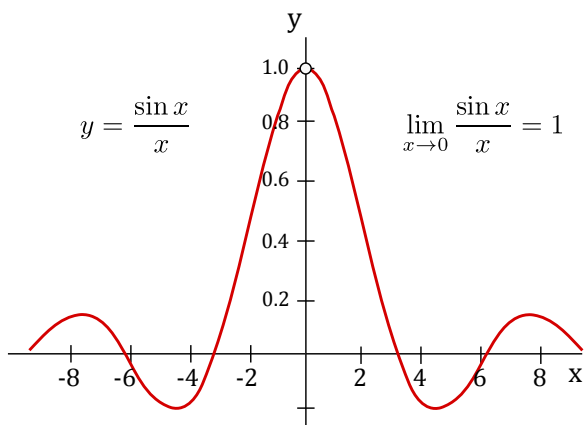
**Exercise 3.5.2.** The function  $f(x) = \frac{x}{\sqrt{x^2 + 1}}$  has two horizontal asymptotes. Find them and give a rough sketch of  $f$  with its horizontal asymptotes.

## 3.6 A Trigonometric Limit

In this section we aim to compute the limit:

$$\lim_{x \rightarrow 0} \frac{\sin x}{x}.$$

We start by analyzing the graph of  $y = \frac{\sin x}{x}$ :



Notice that  $x = 0$  is not in the domain of this function. Nevertheless, we can look at the limit as  $x$  approaches 0. From the graph we find that the limit is 1 (there is an open circle at  $x = 0$  indicating 0 is not in the domain). We just convinced you this limit formula holds true based on the graph, but how does one attempt to prove this limit more formally? To do this we need to be quite clever, and to employ some indirect reasoning. The indirect reasoning is embodied in a theorem, frequently called the **squeeze theorem**.

### Theorem 3.25: Squeeze Theorem

Suppose that  $g(x) \leq f(x) \leq h(x)$  for all  $x$  close to  $a$  but not equal to  $a$ . If  $\lim_{x \rightarrow a} g(x) = L = \lim_{x \rightarrow a} h(x)$ , then  $\lim_{x \rightarrow a} f(x) = L$ .

This theorem can be proved using the official definition of limit. We won't prove it here, but point out that it is easy to understand and believe graphically. The condition says that  $f(x)$  is trapped between  $g(x)$  below and  $h(x)$  above, and that at  $x = a$ , both  $g$  and  $h$  approach the same value. This means the situation looks something like Figure 3.1.

For example, imagine the blue curve is  $f(x) = x^2 \sin(\pi/x)$ , the upper (red) and lower (green) curves are  $h(x) = x^2$  and  $g(x) = -x^2$ . Since the sine function is always between  $-1$  and  $1$ ,  $-x^2 \leq x^2 \sin(\pi/x) \leq x^2$ , and it is easy to see that  $\lim_{x \rightarrow 0} -x^2 = 0 = \lim_{x \rightarrow 0} x^2$ . It is not so easy to see directly (i.e. algebraically) that  $\lim_{x \rightarrow 0} x^2 \sin(\pi/x) = 0$ , because the  $\pi/x$  prevents us from simply plugging in  $x = 0$ . The squeeze theorem makes this “hard limit” as easy as the trivial limits involving  $x^2$ .

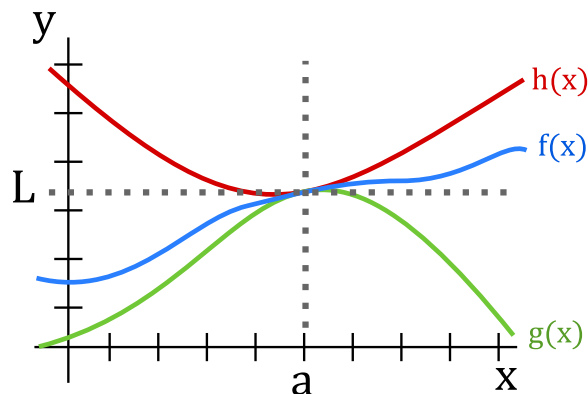
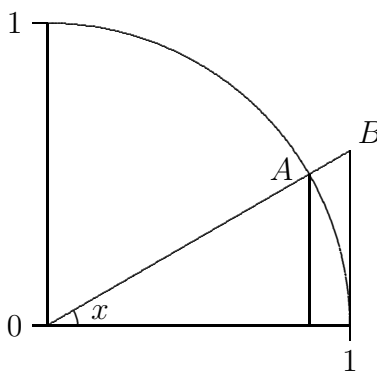


Figure 3.1: The squeeze theorem.

To compute  $\lim_{x \rightarrow 0} (\sin x)/x$ , we will find two simpler functions  $g$  and  $h$  so that  $g(x) \leq (\sin x)/x \leq h(x)$ , and so that  $\lim_{x \rightarrow 0} g(x) = \lim_{x \rightarrow 0} h(x)$ . Not too surprisingly, this will require some trigonometry and geometry. Referring to figure 3.2,  $x$  is the measure of the angle in radians. Since the circle has radius 1, the coordinates of point  $A$  are  $(\cos x, \sin x)$ , and the area of the small triangle is  $(\cos x \sin x)/2$ . This triangle is completely contained within the circular wedge-shaped region bordered by two lines and the circle from  $(1, 0)$  to point  $A$ . Comparing the areas of the triangle and the wedge we see  $(\cos x \sin x)/2 \leq x/2$ , since the area of a circular region with angle  $\theta$  and radius  $r$  is  $\theta r^2/2$ . With a little algebra this turns into  $(\sin x)/x \leq 1/\cos x$ , giving us the  $h$  we seek.

Figure 3.2: Visualizing  $\sin x/x$ .

To find  $g$ , we note that the circular wedge is completely contained inside the larger triangle. The height of the triangle, from  $(1, 0)$  to point  $B$ , is  $\tan x$ , so comparing areas we get  $x/2 \leq (\tan x)/2 = \sin x/(2 \cos x)$ . With a little algebra this becomes  $\cos x \leq (\sin x)/x$ . So now we have

$$\cos x \leq \frac{\sin x}{x} \leq \frac{1}{\cos x}.$$

Finally, the two limits  $\lim_{x \rightarrow 0} \cos x$  and  $\lim_{x \rightarrow 0} 1/\cos x$  are easy, because  $\cos(0) = 1$ . By the squeeze theorem,  $\lim_{x \rightarrow 0} (\sin x)/x = 1$  as well.

### 3.6. A TRIGONOMETRIC LIMIT

Using the above, we can compute a similar limit:

$$\lim_{x \rightarrow 0} \frac{\cos x - 1}{x}.$$

This limit is just as hard as  $\sin x/x$ , but closely related to it, so that we don't have to do a similar calculation; instead we can do a bit of tricky algebra.

$$\frac{\cos x - 1}{x} = \frac{\cos x - 1}{x} \frac{\cos x + 1}{\cos x + 1} = \frac{\cos^2 x - 1}{x(\cos x + 1)} = \frac{-\sin^2 x}{x(\cos x + 1)} = -\frac{\sin x}{x} \frac{\sin x}{\cos x + 1}.$$

To compute the desired limit it is sufficient to compute the limits of the two final fractions, as  $x$  goes to 0. The first of these is the hard limit we've just done, namely 1. The second turns out to be simple, because the denominator presents no problem:

$$\lim_{x \rightarrow 0} \frac{\sin x}{\cos x + 1} = \frac{\sin 0}{\cos 0 + 1} = \frac{0}{2} = 0.$$

Thus,

$$\lim_{x \rightarrow 0} \frac{\cos x - 1}{x} = 0.$$

#### Example 3.26: Limit of Other Trig Functions

Compute the following limit  $\lim_{x \rightarrow 0} \frac{\sin 5x \cos x}{x}$ .

**Solution.** We have

$$\begin{aligned} \lim_{x \rightarrow 0} \frac{\sin 5x \cos x}{x} &= \lim_{x \rightarrow 0} \frac{5 \sin 5x \cos x}{5x} \\ &= \lim_{x \rightarrow 0} 5 \cos x \left( \frac{\sin 5x}{5x} \right) \\ &= 5 \cdot (1) \cdot (1) = 5 \end{aligned}$$

since  $\cos(0) = 1$  and  $\lim_{x \rightarrow 0} \frac{\sin 5x}{5x} = 1$ .



Let's do a harder one now.

#### Example 3.27: Limit of Other Trig Functions

Compute the following limit:  $\lim_{x \rightarrow 0} \frac{\tan^3 2x}{x^2 \sin 7x}$ .

**Solution.** Recall that the  $\tan^3(2x)$  means that  $\tan(2x)$  is being raised to the third power.

$$\begin{aligned} \lim_{x \rightarrow 0} \frac{\tan^3(2x)}{x^2 \sin(7x)} &= \lim_{x \rightarrow 0} \frac{(\sin(2x))^3}{x^2 \sin(7x) \cos^3(2x)} && \text{Rewrite in terms of sin and cos} \\ &= \lim_{x \rightarrow 0} \frac{(2x)^3 \left(\frac{\sin(2x)}{2x}\right)^3}{x^2(7x) \left(\frac{\sin(7x)}{7x}\right) \cos^3(2x)} && \text{Make sine terms look like: } \frac{\sin \theta}{\theta} \\ &= \lim_{x \rightarrow 0} \frac{8x^3(1)^3}{7x^3(1)(1^3)} && \text{Replace } \lim_{x \rightarrow 0} \frac{\sin nx}{nx} \text{ with 1. Also, } \cos(0) = 1. \\ &= \lim_{x \rightarrow 0} \frac{8}{7} && \text{Cancel } x^3\text{'s.} \\ &= \frac{8}{7}. \end{aligned}$$



### Example 3.28: Applying the Squeeze Theorem

Compute the following limit:  $\lim_{x \rightarrow 0^+} x^3 \cos\left(\frac{1}{\sqrt{x}}\right)$ .

**Solution.** We use the *Squeeze Theorem* to evaluate this limit. We know that  $\cos \alpha$  satisfies  $-1 \leq \cos \alpha \leq 1$  for any choice of  $\alpha$ . Therefore we can write:

$$-1 \leq \cos\left(\frac{1}{\sqrt{x}}\right) \leq 1$$

Since  $x \rightarrow 0^+$  implies  $x > 0$ , multiplying by  $x^3$  gives:

$$-x^3 \leq x^3 \cos\left(\frac{1}{\sqrt{x}}\right) \leq x^3.$$

$$\lim_{x \rightarrow 0^+} (-x^3) \leq \lim_{x \rightarrow 0^+} \left(x^3 \cos\left(\frac{1}{\sqrt{x}}\right)\right) \leq \lim_{x \rightarrow 0^+} x^3.$$

But using our rules we know that

$$\lim_{x \rightarrow 0^+} (-x^3) = 0, \quad \lim_{x \rightarrow 0^+} x^3 = 0$$

and the Squeeze Theorem says that the only way this can happen is if

$$\lim_{x \rightarrow 0^+} x^3 \cos\left(\frac{1}{\sqrt{x}}\right) = 0.$$





### 3.7. CONTINUITY

When solving problems using the Squeeze Theorem it is also helpful to have the following theorem.

#### Theorem 3.29: Monotone Limits

If  $f(x) \leq g(x)$  when  $x$  is near  $a$  (except possibly at  $a$ ) and the limits of  $f$  and  $g$  both exist as  $x$  approaches  $a$ , then  $\lim_{x \rightarrow a} f(x) \leq \lim_{x \rightarrow a} g(x)$ .

## Exercises for 3.6

---

**Exercise 3.6.1.** Compute the following limits.

- a)  $\lim_{x \rightarrow 0} \frac{\sin(5x)}{x}$
- b)  $\lim_{x \rightarrow 0} \frac{\sin(7x)}{\sin(2x)}$
- c)  $\lim_{x \rightarrow 0} \frac{\cot(4x)}{\csc(3x)}$
- d)  $\lim_{x \rightarrow 0} \frac{\tan x}{x}$
- e)  $\lim_{x \rightarrow \pi/4} \frac{\sin x - \cos x}{\cos(2x)}$

**Exercise 3.6.2.** For all  $x \geq 0$ ,  $4x - 9 \leq f(x) \leq x^2 - 4x + 7$ . Find  $\lim_{x \rightarrow 4} f(x)$ .

**Exercise 3.6.3.** For all  $x$ ,  $2x \leq g(x) \leq x^4 - x^2 + 2$ . Find  $\lim_{x \rightarrow 1} g(x)$ .

**Exercise 3.6.4.** Use the Squeeze Theorem to show that  $\lim_{x \rightarrow 0} x^4 \cos(2/x) = 0$ .

## 3.7 Continuity

---

The graph shown in Figure 3.3(a) represents a **continuous** function. Geometrically, this is because there are no jumps in the graphs. That is, if you pick a point on the graph and approach it from the left and right, the values of the function approach the value of the function at that point. For example, we can see that this is not true for function values near  $x = 1$  on the graph in Figure 3.3(b) which is not continuous at that location.

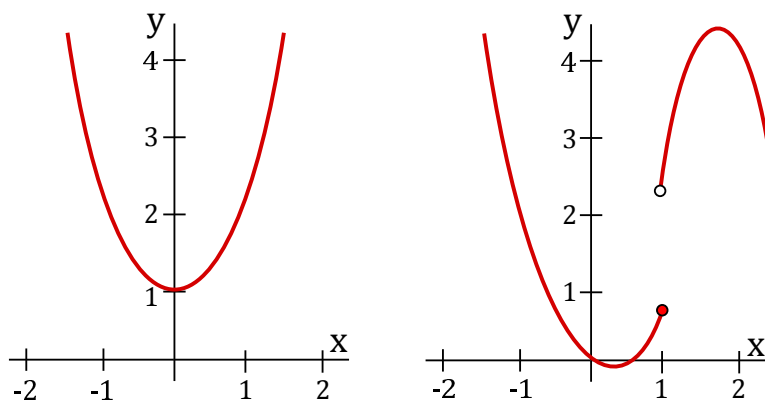


Figure 3.3: (a) A continuous function. (b) A function with a discontinuity at  $x = 1$ .

### Definition 3.30: Continuous at a Point

A function  $f$  is **continuous at a point**  $a$  if

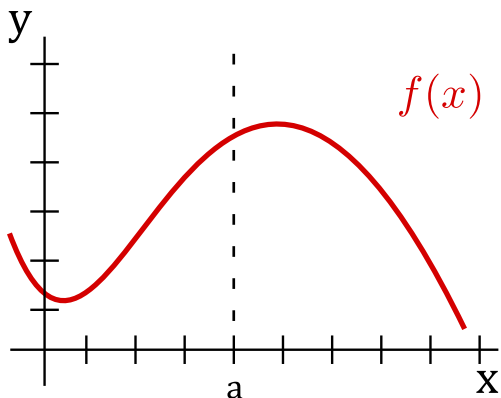
$$\lim_{x \rightarrow a} f(x) = f(a).$$

Some readers may prefer to think of continuity at a point as a three part definition. That is, a function  $f(x)$  is continuous at  $x = a$  if the following three conditions hold:

- (i)  $f(a)$  is defined (that is,  $a$  belongs to the domain of  $f$ ),
- (ii)  $\lim_{x \rightarrow a} f(x)$  exists (that is, left-hand limit = right-hand limit),
- (iii)  $\lim_{x \rightarrow a} f(x) = f(a)$  (that is, the numbers from (i) and (ii) are equal).

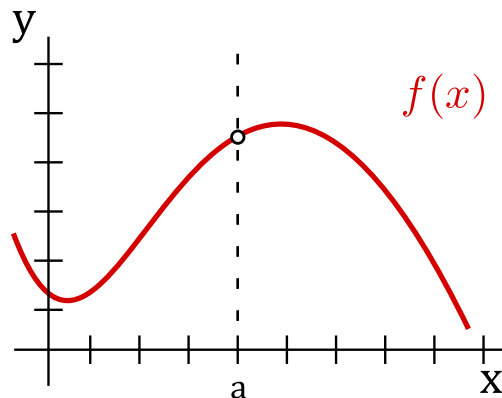
The figures below show graphical examples of functions where either (i), (ii) or (iii) can fail to hold.

### 3.7. CONTINUITY



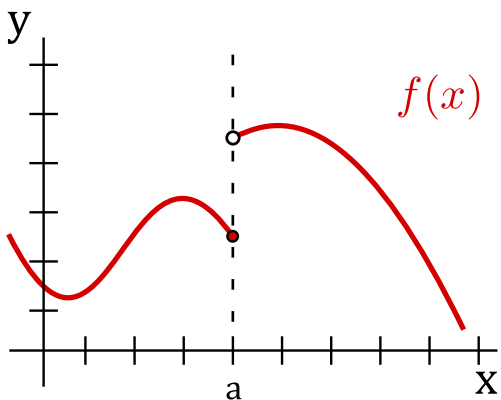
continuous at  $x = a$

$$\left( \lim_{x \rightarrow a} f(x) = f(a) \right)$$



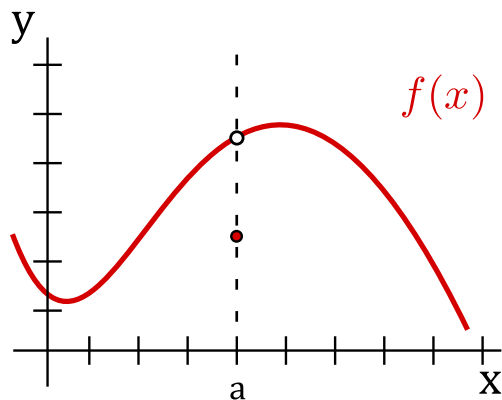
$f(a)$  not defined

**(i) fails to hold**



$\lim_{x \rightarrow a} f(x)$  does not exist

**(ii) fails to hold**



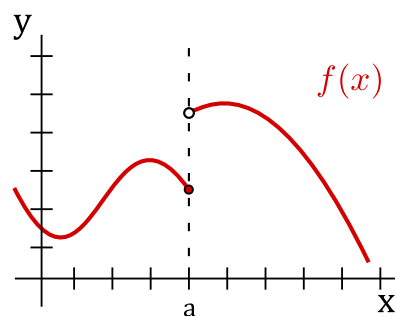
$\lim_{x \rightarrow a} f(x) \neq f(a)$

**(iii) fails to hold**

On the other hand, we say that  $f$  is **discontinuous at  $a$**  if  $f$  is *not* continuous at  $a$ . Furthermore, a function  $f$  is **continuous on an interval** if it is continuous at *every* number in the interval. For convenience, we say  $f(x)$  is simply continuous if it is continuous everywhere, that is, continuous at every real number  $a$ .

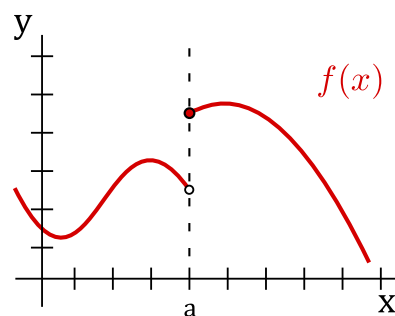
We can extend the notion of continuity at a point  $a$  to a function being left (or right) continuous at  $a$ . In particular, a function  $f$  is **left continuous at a point  $a$**  if  $\lim_{x \rightarrow a^-} f(x) =$

$f(a)$  and **right continuous at a point**  $a$  if  $\lim_{x \rightarrow a^+} f(x) = f(a)$ .



$$\lim_{x \rightarrow a^-} f(x) = f(a)$$

**left continuous at  $x = a$**



$$\lim_{x \rightarrow a^+} f(x) = f(a)$$

**right continuous at  $x = a$**

Below we list some common functions that are known to be continuous at every number in their domains.

### Example 3.31: Examples of Continuous Functions

- *polynomials (for all  $x$ ), e.g.,  $y = mx + b$ ,  $y = ax^2 + bx + c$ ,*
- *rational functions (except at points  $x$  which give division by zero),*
- *$\sqrt[n]{x}$  (for all  $x$  if  $n$  is odd, and for  $x \geq 0$  if  $n$  is even),*
- *$\sin x$  (for all  $x$ ) and  $\cos x$  (for all  $x$ ).*

Graphically, you can think of continuity as being able to draw your function without having to lift your pencil off the paper. If your pencil has to jump off the page to continue drawing the function, then the function is not continuous at that point. This is illustrated in Figure 3.3(b) where if we tried to draw the function (from left to right) we need to lift our pencil off the page once we reach the point  $x = 1$  in order to be able to continue drawing the function.

Recall the function graphed in a previous section as shown in Figure 3.4.

### 3.7. CONTINUITY

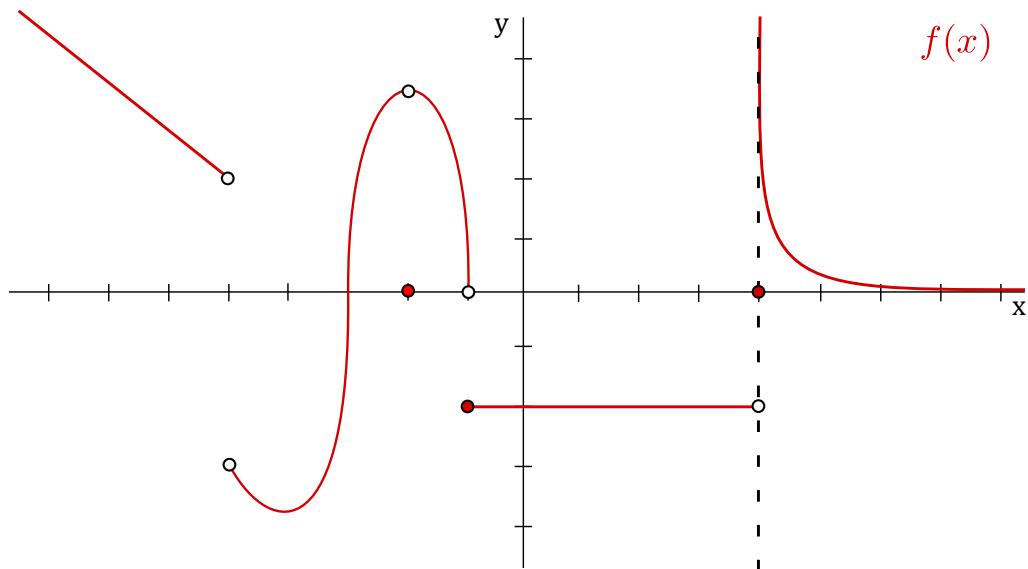
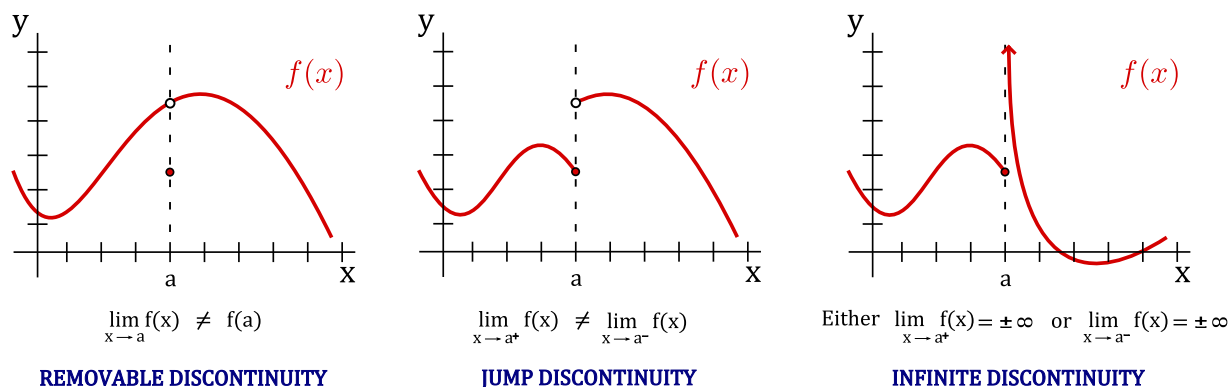


Figure 3.4: A function with discontinuities at  $x = -5$ ,  $x = -2$ ,  $x = -1$  and  $x = 4$ .

We can draw this function without lifting our pencil *except* at the points  $x = -5$ ,  $x = -2$ ,  $x = -1$ , and  $x = 4$ . Thus,  $f(x)$  is *continuous* at every real number *except* at these four numbers. At  $x = -5$ ,  $x = -2$ ,  $x = -1$ , and  $x = 4$ , the function  $f(x)$  is *discontinuous*.

At  $x = -2$  we have a **removable discontinuity** because we could remove this discontinuity simply by redefining  $f(-2)$  to be 3.5. At  $x = -5$  and  $x = -1$  we have **jump discontinuities** because the function jumps from one value to another. From the right of  $x = 4$ , we have an **infinite discontinuity** because the function goes off to infinity.

Formally, we say  $f(x)$  has a **removable discontinuity** at  $x = a$  if  $\lim_{x \rightarrow a} f(x)$  exists but is not equal to  $f(a)$ . Note that we do not require  $f(a)$  to be defined in this case, that is,  $a$  need not belong to the domain of  $f(x)$ .



The continuity of functions is preserved under the operations of addition, subtraction, multiplication and division (in the case that the function in the denominator is nonzero).

**Theorem 3.32: Operations of Continuous Functions**

If  $f$  and  $g$  are continuous at  $a$ , and  $c$  is a constant, then the following functions are also continuous at  $a$ :

(i)  $f \pm g$ ;

(iii)  $fg$ ;

(ii)  $cf$ ;

(iv)  $f/g$  (provided  $g(a) \neq 0$ ).

For rational functions with removable discontinuities as a result of a zero, we can define a new function filling in these gaps to create a piecewise function that is continuous everywhere.

**Example 3.33: Continuous at a Point**

What value of  $c$  will make the following function  $f(x)$  continuous at 2?

$$f(x) = \begin{cases} \frac{x^2 - x - 2}{x - 2} & \text{if } x \neq 2 \\ c & \text{if } x = 2 \end{cases}$$

**Solution.** In order to be continuous at 2 we require

$$\lim_{x \rightarrow 2} f(x) = f(2)$$


to hold. We use the three part definition listed previously to check this.

1. First,  $f(2) = c$ , and  $c$  is some real number. Thus,  $f(2)$  is defined.

2. Now, we must evaluate the limit. Rather than computing both one-sided limits, we just compute the limit directly. For  $x$  close to 2 (but not equal to 2) we can replace  $f(x)$  with  $\frac{x^2 - x - 2}{x - 2}$  to get:

$$\lim_{x \rightarrow 2} f(x) = \lim_{x \rightarrow 2} \frac{x^2 - x - 2}{x - 2} = \lim_{x \rightarrow 2} \frac{(x - 2)(x + 1)}{x - 2} = \lim_{x \rightarrow 2} (x + 1) = 3.$$

Therefore the limit exists and equals 3.

3. Finally, for  $f$  to be continuous at 2, we need that the numbers in the first two items to be equal. Therefore, we require  $c = 3$ . Thus, when  $c = 3$ ,  $f(x)$  is continuous at 2, for any other value of  $c$ ,  $f(x)$  is discontinuous at 2. 

Continuous functions are where the *direct substitution property* hold. This fact can often be used to compute the limit of a continuous function.

### 3.7. CONTINUITY

#### Example 3.34: Evaluate a Limit

Evaluate the following limit:  $\lim_{x \rightarrow \pi} \frac{\sqrt{x} + \sin x}{1 + x + \cos x}$ .

**Solution.** We will use a continuity argument to justify that direct substitution can be applied. By the list above,  $\sqrt{x}$ ,  $\sin x$ ,  $1$ ,  $x$  and  $\cos x$  are all continuous functions at  $\pi$ . Then  $\sqrt{x} + \sin x$  and  $1 + x + \cos x$  are both continuous at  $\pi$ . Finally,

$$\frac{\sqrt{x} + \sin x}{1 + x + \cos x}$$

is a continuous function at  $\pi$  since  $1 + \pi + \cos \pi \neq 0$ . Hence, we can directly substitute to get the limit:

$$\lim_{x \rightarrow \pi} \frac{\sqrt{x} + \sin x}{1 + x + \cos x} = \frac{\sqrt{\pi} + \sin \pi}{1 + \pi + \cos \pi} = \frac{\sqrt{\pi}}{\pi} = \frac{1}{\sqrt{\pi}}.$$



Continuity is also preserved under the composition of functions.

#### Theorem 3.35: Continuity of Function Composition

If  $g$  is continuous at  $a$  and  $f$  is continuous at  $g(a)$ , then the composition function  $f \circ g$  is continuous at  $a$ .

### Intermediate Value Theorem

Whether or not an equation *has* a solution is an important question in mathematics. Consider the following two questions:

#### Example 3.36: Motivation for the Intermediate Value Theorem

1. Does  $e^x + x^2 = 0$  have a solution?
2. Does  $e^x + x = 0$  have a solution?

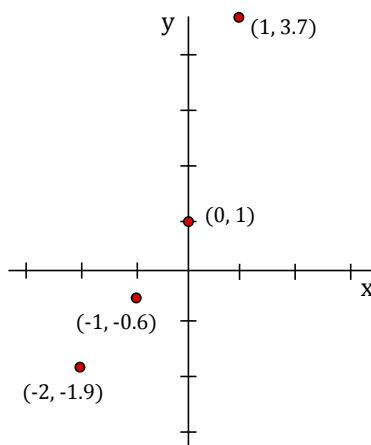
**Solution.** 1. The first question is easy to answer since for any exponential function we know that  $a^x > 0$ , and we also know that whenever you square a number you get a nonnegative answer:  $x^2 \geq 0$ . Hence,  $e^x + x^2 > 0$ , and thus, is never equal to zero. Therefore, the first equation has no solution.

2. For the second question, it is difficult to see if  $e^x + x = 0$  has a solution. If we tried to solve for  $x$ , we would run into problems. Let's make a table of values to see what kind of

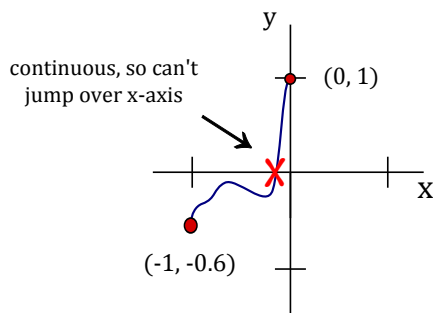
values we get (recall that  $e \approx 2.7183$ ):

$x$	$e^x + x$
-2	$e^{-2} - 2 \approx -1.9$
-1	$e^{-1} - 1 \approx -0.6$
0	$e^0 + 0 = 1$
1	$e + 1 \approx 3.7$

Sketching this gives:



Let  $f(x) = e^x + x$ . Notice that if we choose  $a = -1$  and  $b = 0$  then we have  $f(a) < 0$  and  $f(b) > 0$ . A point where the function  $f(x)$  crosses the  $x$ -axis gives a solution to  $e^x + x = 0$ . Since  $f(x) = e^x + x$  is continuous (both  $e^x$  and  $x$  are continuous), then the function *must* cross the  $x$ -axis somewhere between  $-1$  and  $0$ :



Therefore, our equation has a solution.

Note that by looking at smaller and smaller intervals  $(a, b)$  with  $f(a) < 0$  and  $f(b) > 0$ , we can get a better and better approximation for a solution to  $e^x + x = 0$ . For example, taking the interval  $(-0.4, -0.6)$  gives  $f(-0.4) < 0$  and  $f(-0.6) > 0$ , thus, there is a solution to  $f(x) = 0$  between  $-0.4$  and  $-0.6$ . It turns out that the solution to  $e^x + x = 0$  is  $x \approx -0.56714$ . ♣

We now generalize the argument used in the previous example. In that example we had a continuous function that went from negative to positive and hence, had to cross the  $x$ -axis at some point. In fact, we don't need to use the  $x$ -axis, any line  $y = N$  will work so long as the function is continuous and below the line  $y = N$  at some point and above the line  $y = N$  at another point. This is known as the Intermediate Values Theorem and it is formally stated



### 3.7. CONTINUITY

as follows:

#### Theorem 3.37: Intermediate Value Theorem

If  $f$  is continuous on the interval  $[a, b]$  and  $N$  is between  $f(a)$  and  $f(b)$ , where  $f(a) \neq f(b)$ , then there is a number  $c$  in  $(a, b)$  such that  $f(c) = N$ .

The Intermediate Value Theorem guarantees that if  $f(x)$  is continuous and  $f(a) < N < f(b)$ , the line  $y = N$  intersects the function at some point  $x = c$ . Such a number  $c$  is between  $a$  and  $b$  and has the property that  $f(c) = N$  (see Figure 3.7(a)). We can also think of the theorem as saying if we draw the line  $y = N$  between the lines  $y = f(a)$  and  $y = f(b)$ , then the function cannot jump over the line  $y = N$ . On the other hand, if  $f(x)$  is *not* continuous, then the theorem may *not* hold. See Figure 3.7(b) where there is no number  $c$  in  $(a, b)$  such that  $f(c) = N$ . Finally, we remark that there may be multiple choices for  $c$  (i.e., lots of numbers between  $a$  and  $b$  with  $y$ -coordinate  $N$ ). See Figure 3.7(c) for such an example.

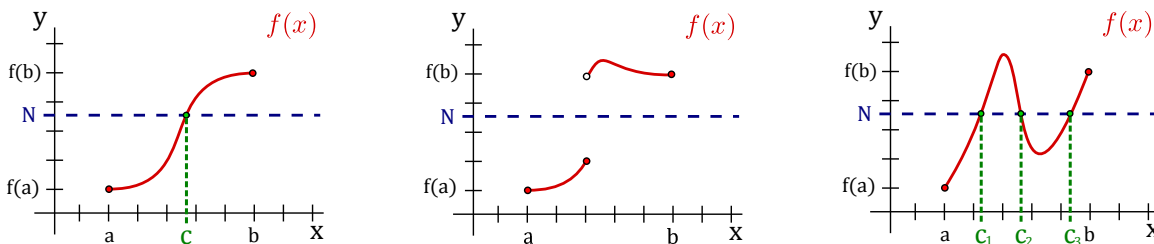


Figure 3.5: (a) A continuous function where IVT holds for a single value  $c$ . (b) A discontinuous function where IVT fails to hold. (c) A continuous function where IVT holds for multiple values in  $(a, b)$ .


The Intermediate Value Theorem is most frequently used for  $N = 0$ .

#### Example 3.38: Intermediate Value Theorem

Show that there is a solution of  $\sqrt[3]{x} + x = 1$  in the interval  $(0, 8)$ .


**Solution.** Let  $f(x) = \sqrt[3]{x} + x - 1$ ,  $N = 0$ ,  $a = 0$ , and  $b = 8$ . Since  $\sqrt[3]{x}$ ,  $x$  and  $-1$  are continuous on  $\mathbb{R}$ , and the sum of continuous functions is again continuous, we have that  $f(x)$  is continuous on  $\mathbb{R}$ , thus in particular,  $f(x)$  is continuous on  $[0, 8]$ . We have  $f(a) = f(0) = \sqrt[3]{0} + 0 - 1 = -1$  and  $f(b) = f(8) = \sqrt[3]{8} + 8 - 1 = 9$ . Thus  $N = 0$  lies between  $f(a) = -1$  and  $f(b) = 9$ , so the conditions of the Intermediate Value Theorem are satisfied. So, there exists a number  $c$  in  $(0, 8)$  such that  $f(c) = 0$ . This means that  $c$  satisfies  $\sqrt[3]{c} + c - 1 = 0$ , in other words, is a solution for the equation given.

Alternatively we can let  $f(x) = \sqrt[3]{x} + x$ ,  $N = 1$ ,  $a = 0$  and  $b = 8$ . Then as before  $f(x)$  is the sum of two continuous functions, so is also continuous everywhere, in particular, continuous on the interval  $[0, 8]$ . We have  $f(a) = f(0) = \sqrt[3]{0} + 0 = 0$  and  $f(b) = f(8) =$

$\sqrt[3]{8} + 8 = 10$ . Thus  $N = 1$  lies between  $f(a) = 0$  and  $f(b) = 10$ , so the conditions of the Intermediate Value Theorem are satisfied. So, there exists a number  $c$  in  $(0, 8)$  such that  $f(c) = 1$ . This means that  $c$  satisfies  $\sqrt[3]{c} + c = 1$ , in other words, is a solution for the equation given. 

### Example 3.39: Roots of Function


Explain why the function  $f = x^3 + 3x^2 + x - 2$  has a root between 0 and 1.

**Solution.** By theorem 3.8,  $f$  is continuous. Since  $f(0) = -2$  and  $f(1) = 3$ , and 0 is between  $-2$  and 3, there is a  $c \in (0, 1)$  such that  $f(c) = 0$ . 

This example also points the way to a simple method for approximating roots.

### Example 3.40: Approximating Roots

Approximate the root of the previous example to one decimal place.

**Solution.** If we compute  $f(0.1)$ ,  $f(0.2)$ , and so on, we find that  $f(0.6) < 0$  and  $f(0.7) > 0$ , so by the Intermediate Value Theorem,  $f$  has a root between 0.6 and 0.7. Repeating the process with  $f(0.61)$ ,  $f(0.62)$ , and so on, we find that  $f(0.61) < 0$  and  $f(0.62) > 0$ , so  $f$  has a root between 0.61 and 0.62, and the root is 0.6 rounded to one decimal place. 

## Exercises for 3.7

**Exercise 3.7.1.** Consider the function

$$h(x) = \begin{cases} 2x - 3, & \text{if } x < 1, \\ 0, & \text{if } x \geq 1. \end{cases}$$

Show that it is continuous at the point  $x = 0$ . Is  $h$  a continuous function?

**Exercise 3.7.2.** Find the values of  $a$  that make the function  $f(x)$  continuous for all real numbers.

$$f(x) = \begin{cases} 4x + 5, & \text{if } x \geq -2, \\ x^2 + a, & \text{if } x < -2. \end{cases}$$

**Exercise 3.7.3.** Find the values of the constant  $c$  so that the function  $g(x)$  is continuous on  $(-\infty, \infty)$ , where

$$g(x) = \begin{cases} 2 - 2c^2x, & \text{if } x < -1, \\ 6 - 7cx^2, & \text{if } x \geq -1. \end{cases}$$

**Exercise 3.7.4.** Approximate a root of  $f = x^3 - 4x^2 + 2x + 2$  to one decimal place.

**Exercise 3.7.5.** Approximate a root of  $f = x^4 + x^3 - 5x + 1$  to one decimal place.

**Exercise 3.7.6.** Show that the equation  $\sqrt[3]{x} + x = 1$  has a solution in the interval  $(0, 8)$ .

# 4. Derivatives

---

## 4.1 The Rate of Change of a Function

---

Suppose that  $y$  is a function of  $x$ , say  $y = f(x)$ . It is often useful to know how sensitive the value of  $y$  is to small changes in  $x$ .

### Example 4.1: Small Changes in $x$


Consider  $y = f(x) = \sqrt{625 - x^2}$  (the upper semicircle of radius 25 centered at the origin), and let's compute the changes of  $y$  resulting from small changes of  $x$  around  $x = 7$ .

**Solution.** When  $x = 7$ , we find that  $y = \sqrt{625 - 49} = 24$ . Suppose we want to know how much  $y$  changes when  $x$  increases a little, say to 7.1 or 7.01.

In the case of a straight line  $y = mx + b$ , the slope  $m = \Delta y / \Delta x$  measures the change in  $y$  per unit change in  $x$ . This can be interpreted as a measure of “sensitivity”; for example, if  $y = 100x + 5$ , a small change in  $x$  corresponds to a change one hundred times as large in  $y$ , so  $y$  is quite sensitive to changes in  $x$ .

Let us look at the same ratio  $\Delta y / \Delta x$  for our function  $y = f(x) = \sqrt{625 - x^2}$  when  $x$  changes from 7 to 7.1. Here  $\Delta x = 7.1 - 7 = 0.1$  is the change in  $x$ , and

$$\begin{aligned}\Delta y &= f(x + \Delta x) - f(x) = f(7.1) - f(7) \\ &= \sqrt{625 - 7.1^2} - \sqrt{625 - 7^2} \\ &\approx 23.9706 - 24 = -0.0294.\end{aligned}$$

Thus,  $\Delta y / \Delta x \approx -0.0294 / 0.1 = -0.294$ . This means that  $y$  changes by less than one third the change in  $x$ , so apparently  $y$  is not very sensitive to changes in  $x$  at  $x = 7$ . We say “apparently” here because we don't really know what happens between 7 and 7.1. Perhaps  $y$  changes dramatically as  $x$  runs through the values from 7 to 7.1, but at 7.1  $y$  just happens to be close to its value at 7. This is not in fact the case for this particular function, but we don't yet know why. 

The quantity  $\Delta y / \Delta x \approx -0.294$  may be interpreted as the slope of the line through  $(7, 24)$  and  $(7.1, 23.9706)$ , called a **chord** of the circle. In general, if we draw the chord from the point  $(7, 24)$  to a nearby point on the semicircle  $(7 + \Delta x, f(7 + \Delta x))$ , the slope of this chord is the so-called **difference quotient**

$$\frac{f(7 + \Delta x) - f(7)}{\Delta x} = \frac{\sqrt{625 - (7 + \Delta x)^2} - 24}{\Delta x}.$$

For example, if  $x$  changes only from 7 to 7.01, then the difference quotient (slope of the chord) is approximately equal to  $(23.997081 - 24)/0.01 = -0.2919$ . This is slightly different than for the chord from  $(7, 24)$  to  $(7.1, 23.9706)$ .

As  $\Delta x$  is made smaller (closer to 0),  $7 + \Delta x$  gets closer to 7 and the chord joining  $(7, f(7))$  to  $(7 + \Delta x, f(7 + \Delta x))$  shifts slightly, as shown in Figure 4.1. The chord gets closer and closer to the **tangent line** to the circle at the point  $(7, 24)$ . (The tangent line is the line that just grazes the circle at that point, i.e., it doesn't meet the circle at any second point.) Thus, as  $\Delta x$  gets smaller and smaller, the slope  $\Delta y/\Delta x$  of the chord gets closer and closer to the slope of the tangent line. This is actually quite difficult to see when  $\Delta x$  is small, because of the scale of the graph. The values of  $\Delta x$  used for the figure are 1, 5, 10 and 15, not really very small values. The tangent line is the one that is uppermost at the right hand endpoint.

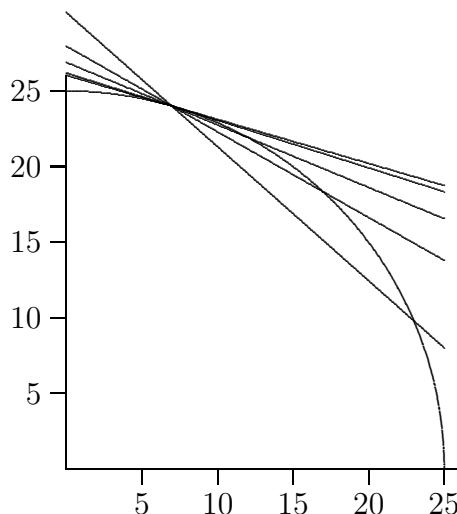


Figure 4.1: Chords approximating the tangent line.

So far we have found the slopes of two chords that should be close to the slope of the tangent line, but what is the slope of the tangent line exactly? Since the tangent line touches the circle at just one point, we will never be able to calculate its slope directly, using two “known” points on the line. What we need is a way to capture what happens to the slopes of the chords as they get “closer and closer” to the tangent line.

Instead of looking at more particular values of  $\Delta x$ , let's see what happens if we do some algebra with the difference quotient using just  $\Delta x$ . The slope of a chord from  $(7, 24)$  to a nearby point  $(7 + \Delta x, f(7 + \Delta x))$  is given by

$$\begin{aligned} \frac{f(7 + \Delta x) - f(7)}{\Delta x} &= \frac{\sqrt{625 - (7 + \Delta x)^2} - 24}{\Delta x} \\ &= \left( \frac{\sqrt{625 - (7 + \Delta x)^2} - 24}{\Delta x} \right) \left( \frac{\sqrt{625 - (7 + \Delta x)^2} + 24}{\sqrt{625 - (7 + \Delta x)^2} + 24} \right) \\ &= \frac{625 - (7 + \Delta x)^2 - 24^2}{\Delta x(\sqrt{625 - (7 + \Delta x)^2} + 24)} \\ &= \frac{49 - 49 - 14\Delta x - \Delta x^2}{\Delta x(\sqrt{625 - (7 + \Delta x)^2} + 24)} \end{aligned}$$

#### 4.1. THE RATE OF CHANGE OF A FUNCTION

$$\begin{aligned}
 &= \frac{\Delta x(-14 - \Delta x)}{\Delta x(\sqrt{625 - (7 + \Delta x)^2} + 24)} \\
 &= \frac{-14 - \Delta x}{\sqrt{625 - (7 + \Delta x)^2} + 24}
 \end{aligned}$$

Now, can we tell by looking at this last formula what happens when  $\Delta x$  gets very close to zero? The numerator clearly gets very close to  $-14$  while the denominator gets very close to  $\sqrt{625 - 7^2} + 24 = 48$ . The fraction is therefore very close to  $-14/48 = -7/24 \cong -0.29167$ . In fact, the slope of the tangent line is exactly  $-7/24$ .

What about the slope of the tangent line at  $x = 12$ ? Well, 12 can't be all that different from 7; we just have to redo the calculation with 12 instead of 7. This won't be hard, but it will be a bit tedious. What if we try to do all the algebra without using a specific value for  $x$ ? Let's copy from above, replacing 7 by  $x$ .

$$\begin{aligned}
 \frac{f(x + \Delta x) - f(x)}{\Delta x} &= \frac{\sqrt{625 - (x + \Delta x)^2} - \sqrt{625 - x^2}}{\Delta x} \\
 &= \frac{\sqrt{625 - (x + \Delta x)^2} - \sqrt{625 - x^2}}{\Delta x} \frac{\sqrt{625 - (x + \Delta x)^2} + \sqrt{625 - x^2}}{\sqrt{625 - (x + \Delta x)^2} + \sqrt{625 - x^2}} \\
 &= \frac{625 - (x + \Delta x)^2 - 625 + x^2}{\Delta x(\sqrt{625 - (x + \Delta x)^2} + \sqrt{625 - x^2})} \\
 &= \frac{625 - x^2 - 2x\Delta x - \Delta x^2 - 625 + x^2}{\Delta x(\sqrt{625 - (x + \Delta x)^2} + \sqrt{625 - x^2})} \\
 &= \frac{\Delta x(-2x - \Delta x)}{\Delta x(\sqrt{625 - (x + \Delta x)^2} + \sqrt{625 - x^2})} \\
 &= \frac{-2x - \Delta x}{\sqrt{625 - (x + \Delta x)^2} + \sqrt{625 - x^2}}
 \end{aligned}$$

Now what happens when  $\Delta x$  is very close to zero? Again it seems apparent that the quotient will be very close to

$$\frac{-2x}{\sqrt{625 - x^2} + \sqrt{625 - x^2}} = \frac{-2x}{2\sqrt{625 - x^2}} = \frac{-x}{\sqrt{625 - x^2}}.$$

Replacing  $x$  by 7 gives  $-7/24$ , as before, and now we can easily do the computation for 12 or any other value of  $x$  between  $-25$  and  $25$ .

So now we have a single expression,  $-x/\sqrt{625 - x^2}$ , that tells us the slope of the tangent line for any value of  $x$ . This slope, in turn, tells us how sensitive the value of  $y$  is to small changes in the value of  $x$ .

The expression  $-x/\sqrt{625 - x^2}$  defines a new function called the **derivative** of the original function (since it is derived from the original function). If the original is referred to as  $f$  or  $y$  then the derivative is often written  $f'$  or  $y'$  (pronounced "f prime" or "y prime"). So in this case we might write  $f'(x) = -x/\sqrt{625 - x^2}$  or  $y' = -x/\sqrt{625 - x^2}$ . At a particular point, say  $x = 7$ , we write  $f'(7) = -7/24$  and we say that "f prime of 7 is  $-7/24$ " or "the derivative of  $f$  at 7 is  $-7/24$ ."

To summarize, we compute the derivative of  $f(x)$  by forming the difference quotient

$$\frac{f(x + \Delta x) - f(x)}{\Delta x},$$

which is the slope of a line, then we figure out what happens when  $\Delta x$  gets very close to 0.

At this point, we should note that the idea of letting  $\Delta x$  get closer and closer to 0 is precisely the idea of a limit that we discussed in the last chapter. The limit here is a limit as  $\Delta x$  approaches 0. Using limit notation, we can write  $f'(x) = \lim_{\Delta x \rightarrow 0} \frac{f(x+\Delta x) - f(x)}{\Delta x}$ .

In the particular case of a circle, there's a simple way to find the derivative. Since the tangent to a circle at a point is perpendicular to the radius drawn to the point of contact, its slope is the negative reciprocal of the slope of the radius. The radius joining  $(0, 0)$  to  $(7, 24)$  has slope  $24/7$ . Hence, the tangent line has slope  $-7/24$ . In general, a radius to the point  $(x, \sqrt{625 - x^2})$  has slope  $\sqrt{625 - x^2}/x$ , so the slope of the tangent line is  $-x/\sqrt{625 - x^2}$ , as before. It is **NOT** always true that a tangent line is perpendicular to a line from the origin—don't use this shortcut in any other circumstance.

As above, and as you might expect, for different values of  $x$  we generally get different values of the derivative  $f'(x)$ . Could it be that the derivative always has the same value? This would mean that the slope of  $f$ , or the slope of its tangent line, is the same everywhere. One curve that always has the same slope is a line; it seems odd to talk about the tangent line to a line, but if it makes sense at all the tangent line must be the line itself. It is not hard to see that the derivative of  $f(x) = mx + b$  is  $f'(x) = m$ .

## Velocity

---

We started this section by saying, "It is often useful to know how sensitive the value of  $y$  is to small changes in  $x$ ." We have seen one purely mathematical example of this, involving the function  $f(x) = \sqrt{625 - x^2}$ . Here is a more applied example.

With careful measurement it might be possible to discover that the height of a dropped ball  $t$  seconds after it is released is  $h(t) = h_0 - kt^2$ . (Here  $h_0$  is the initial height of the ball, when  $t = 0$ , and  $k$  is some number determined by the experiment.) A natural question is then, "How fast is the ball going at time  $t$ ?" We can certainly get a pretty good idea with a little simple arithmetic. To make the calculation more concrete, let's use units of meters and seconds and say that  $h_0 = 100$  meters and  $k = 4.9$ . Suppose we're interested in the speed at  $t = 2$ . We know that when  $t = 2$  the height is  $100 - 4 \cdot 4.9 = 80.4$  meters. A second later, at  $t = 3$ , the height is  $100 - 9 \cdot 4.9 = 55.9$  meters. The change in height during that second is  $55.9 - 80.4 = -24.5$  meters. The negative sign means the height has decreased, as we expect for a falling ball, and the number 24.5 is the average speed of the ball during the time interval, in meters per second.

We might guess that 24.5 meters per second is not a terrible estimate of the speed at  $t = 2$ , but certainly we can do better. At  $t = 2.5$  the height is  $100 - 4.9(2.5)^2 = 69.375$  meters. During the half second from  $t = 2$  to  $t = 2.5$ , the change in height is  $69.375 - 80.4 = -11.025$  meters giving an average speed of  $11.025/(1/2) = 22.05$  meters per second. This should be a better estimate of the speed at  $t = 2$ . So it's clear now how to get better and better approximations: compute average speeds over shorter and shorter time intervals. Between  $t = 2$  and  $t = 2.01$ , for example, the ball drops 0.19649 meters in one hundredth of a second, at an average speed of 19.649 meters per second.

We still might reasonably ask for the precise speed at  $t = 2$  (the *instantaneous* speed) rather than just an approximation to it. For this, once again, we need a limit. Let's calculate the average speed during the time interval from  $t = 2$  to  $t = 2 + \Delta t$  without specifying a

## 4.1. THE RATE OF CHANGE OF A FUNCTION

particular value for  $\Delta t$ . The change in height during the time interval from  $t = 2$  to  $t = 2 + \Delta t$  is

$$\begin{aligned}h(2 + \Delta t) - h(2) &= (100 - 4.9(2 + \Delta t)^2) - 80.4 \\&= 100 - 4.9(4 + 4\Delta t + \Delta t^2) - 80.4 \\&= 100 - 19.6 - 19.6\Delta t - 4.9\Delta t^2 - 80.4 \\&= -19.6\Delta t - 4.9\Delta t^2 \\&= -\Delta t(19.6 + 4.9\Delta t)\end{aligned}$$

The average speed during this time interval is then

$$\frac{\Delta t(19.6 + 4.9\Delta t)}{\Delta t} = 19.6 + 4.9\Delta t.$$

When  $\Delta t$  is very small, this is very close to 19.6. Indeed,  $\lim_{\Delta t \rightarrow 0}(19.6 + 4.9\Delta t) = 19.6$ . So the exact speed at  $t = 2$  is 19.6 meters per second.

At this stage we need to make a distinction between *speed* and *velocity*. Velocity is signed speed, that is, speed with a direction indicated by a sign (positive or negative). Our algebra above actually told us that the instantaneous velocity of the ball at  $t = 2$  is  $-19.6$  meters per second. The number 19.6 is the speed and the negative sign indicates that the motion is directed downwards (the direction of decreasing height).

In the language of the previous section, we might have started with  $f(x) = 100 - 4.9x^2$  and asked for the slope of the tangent line at  $x = 2$ . We would have answered that question by computing

$$\lim_{\Delta x \rightarrow 0} \frac{f(2 + \Delta x) - f(2)}{\Delta x} = \lim_{\Delta x \rightarrow 0} \frac{-19.6\Delta x - 4.9\Delta x^2}{\Delta x} = -19.6 - 4.9\Delta x = -19.6$$

The algebra is the same. Thus, the velocity of the ball is the value of the derivative of a certain function, namely, of the function that gives the position of the ball.

The upshot is that this problem, finding the velocity of the ball, is *exactly* the same problem mathematically as finding the slope of a curve. This may already be enough evidence to convince you that whenever some quantity is changing (the height of a curve or the height of a ball or the size of the economy or the distance of a space probe from earth or the population of the world) the *rate* at which the quantity is changing can, in principle, be computed in exactly the same way, by finding a derivative.

## Exercises for Section 4.1

---

**Exercise 4.1.1.** Draw the graph of the function  $y = f(x) = \sqrt{169 - x^2}$  between  $x = 0$  and  $x = 13$ . Find the slope  $\Delta y/\Delta x$  of the chord between the points of the circle lying over (a)  $x = 12$  and  $x = 13$ , (b)  $x = 12$  and  $x = 12.1$ , (c)  $x = 12$  and  $x = 12.01$ , (d)  $x = 12$  and  $x = 12.001$ . Now use the geometry of tangent lines on a circle to find (e) the exact value of the derivative  $f'(12)$ . Your answers to (a)–(d) should be getting closer and closer to your answer to (e).

**Exercise 4.1.2.** Use geometry to find the derivative  $f'(x)$  of the function  $f(x) = \sqrt{625 - x^2}$  in the text for each of the following  $x$ : (a) 20, (b) 24, (c)  $-7$ , (d)  $-15$ . Draw a graph of the upper semicircle, and draw the tangent line at each of these four points.

**Exercise 4.1.3.** Draw the graph of the function  $y = f(x) = 1/x$  between  $x = 1/2$  and  $x = 4$ . Find the slope of the chord between (a)  $x = 3$  and  $x = 3.1$ , (b)  $x = 3$  and  $x = 3.01$ , (c)  $x = 3$  and  $x = 3.001$ . Now use algebra to find a simple formula for the slope of the chord between  $(3, f(3))$  and  $(3 + \Delta x, f(3 + \Delta x))$ . Determine what happens when  $\Delta x$  approaches 0. In your graph of  $y = 1/x$ , draw the straight line through the point  $(3, 1/3)$  whose slope is this limiting value of the difference quotient as  $\Delta x$  approaches 0.

**Exercise 4.1.4.** Find an algebraic expression for the difference quotient  $(f(1 + \Delta x) - f(1))/\Delta x$  when  $f(x) = x^2 - (1/x)$ . Simplify the expression as much as possible. Then determine what happens as  $\Delta x$  approaches 0. That value is  $f'(1)$ .

**Exercise 4.1.5.** Draw the graph of  $y = f(x) = x^3$  between  $x = 0$  and  $x = 1.5$ . Find the slope of the chord between (a)  $x = 1$  and  $x = 1.1$ , (b)  $x = 1$  and  $x = 1.001$ , (c)  $x = 1$  and  $x = 1.00001$ . Then use algebra to find a simple formula for the slope of the chord between 1 and  $1 + \Delta x$ . (Use the expansion  $(A + B)^3 = A^3 + 3A^2B + 3AB^2 + B^3$ .) Determine what happens as  $\Delta x$  approaches 0, and in your graph of  $y = x^3$  draw the straight line through the point  $(1, 1)$  whose slope is equal to the value you just found.

**Exercise 4.1.6.** Find an algebraic expression for the difference quotient  $(f(x + \Delta x) - f(x))/\Delta x$  when  $f(x) = mx + b$ . Simplify the expression as much as possible. Then determine what happens as  $\Delta x$  approaches 0. That value is  $f'(x)$ .

**Exercise 4.1.7.** Sketch the unit circle. Discuss the behavior of the slope of the tangent line at various angles around the circle. Which trigonometric function gives the slope of the tangent line at an angle  $\theta$ ? Why? Hint: think in terms of ratios of sides of triangles.

**Exercise 4.1.8.** Sketch the parabola  $y = x^2$ . For what values of  $x$  on the parabola is the slope of the tangent line positive? Negative? What do you notice about the graph at the point(s) where the sign of the slope changes from positive to negative and vice versa?

**Exercise 4.1.9.** An object is traveling in a straight line so that its position (that is, distance from some fixed point) is given by this table:

time (seconds)	0	1	2	3
distance (meters)	0	10	25	60

Find the average speed of the object during the following time intervals:  $[0, 1]$ ,  $[0, 2]$ ,  $[0, 3]$ ,  $[1, 2]$ ,  $[1, 3]$ ,  $[2, 3]$ . If you had to guess the speed at  $t = 2$  just on the basis of these, what would you guess?

**Exercise 4.1.10.** Let  $y = f(t) = t^2$ , where  $t$  is the time in seconds and  $y$  is the distance in meters that an object falls on a certain airless planet. Draw a graph of this function between  $t = 0$  and  $t = 3$ . Make a table of the average speed of the falling object between (a) 2 sec and 3 sec, (b) 2 sec and 2.1 sec, (c) 2 sec and 2.01 sec, (d) 2 sec and 2.001 sec. Then use algebra to find a simple formula for the average speed between time 2 and time  $2 + \Delta t$ . (If



## 4.2. THE DERIVATIVE FUNCTION

you substitute  $\Delta t = 1, 0.1, 0.01, 0.001$  in this formula you should again get the answers to parts (a)–(d).) Next, in your formula for average speed (which should be in simplified form) determine what happens as  $\Delta t$  approaches zero. This is the instantaneous speed. Finally, in your graph of  $y = t^2$  draw the straight line through the point  $(2, 4)$  whose slope is the instantaneous velocity you just computed; it should of course be the tangent line.

**Exercise 4.1.11.** If an object is dropped from an 80-meter high window, its height  $y$  above the ground at time  $t$  seconds is given by the formula  $y = f(t) = 80 - 4.9t^2$ . (Here we are neglecting air resistance; the graph of this function was shown in figure 1.1.) Find the average velocity of the falling object between (a) 1 sec and 1.1 sec, (b) 1 sec and 1.01 sec, (c) 1 sec and 1.001 sec. Now use algebra to find a simple formula for the average velocity of the falling object between 1 sec and  $1 + \Delta t$  sec. Determine what happens to this average velocity as  $\Delta t$  approaches 0. That is the instantaneous velocity at time  $t = 1$  second (it will be negative, because the object is falling).

## 4.2 The Derivative Function

---

In Section 4.1, we have seen how to create, or derive, a new function  $f'(x)$  from a function  $f(x)$ , and that this new function carries important information. In one example we saw that  $f'(x)$  tells us how steep the graph of  $f(x)$  is; in another we saw that  $f'(x)$  tells us the velocity of an object if  $f(x)$  tells us the position of the object at time  $x$ . As we said earlier, this same mathematical idea is useful whenever  $f(x)$  represents some changing quantity and we want to know something about how it changes, or roughly, the “rate” at which it changes. Most functions encountered in practice are built up from a small collection of “primitive” functions in a few simple ways, for example, by adding or multiplying functions together to get new, more complicated functions. To make good use of the information provided by  $f'(x)$  we need to be able to compute it for a variety of such functions.

We will begin to use different notations for the derivative of a function. While initially confusing, each is often useful so it is worth maintaining multiple versions of the same thing.

Consider again the function  $f(x) = \sqrt{625 - x^2}$ . We have computed the derivative  $f'(x) = -x/\sqrt{625 - x^2}$ , and have already noted that if we use the alternate notation  $y = \sqrt{625 - x^2}$  then we might write  $y' = -x/\sqrt{625 - x^2}$ . Another notation is quite different, and in time it will become clear why it is often a useful one. Recall that to compute the the derivative of  $f$  we computed

$$\lim_{\Delta x \rightarrow 0} \frac{\sqrt{625 - (7 + \Delta x)^2} - 24}{\Delta x}.$$

The denominator here measures a distance in the  $x$  direction, sometimes called the “run”, and the numerator measures a distance in the  $y$  direction, sometimes called the “rise,” and “rise over run” is the slope of a line. Recall that sometimes such a numerator is abbreviated  $\Delta y$ , exchanging brevity for a more detailed expression. So in general, we define a derivative by the following equation.

**Definition 4.2: Definition of Derivative**

The derivative of  $y = f(x)$  with respect to  $x$  is

$$y' = \lim_{\Delta x \rightarrow 0} \frac{\Delta y}{\Delta x}.$$

Some textbooks use  $h$  in place of  $\Delta x$  in the definition of derivative:

$$f'(x) = \lim_{h \rightarrow 0} \frac{f(x+h) - f(x)}{h}.$$

To recall the form of the limit, we sometimes say instead that

$$\frac{dy}{dx} = \lim_{\Delta x \rightarrow 0} \frac{\Delta y}{\Delta x}.$$

In other words,  $dy/dx$  is another notation for the derivative, and it reminds us that it is related to an actual slope between two points. This notation is called **Leibniz notation**, after Gottfried Leibniz, who developed the fundamentals of calculus independently, at about the same time that Isaac Newton did. Again, since we often use  $f$  and  $f(x)$  to mean the original function, we sometimes use  $df/dx$  and  $df(x)/dx$  to refer to the derivative. If the function  $f(x)$  is written out in full we often write the last of these something like this

$$f'(x) = \frac{d}{dx} \sqrt{625 - x^2}$$

with the function written to the side, instead of trying to fit it into the numerator.

**Example 4.3: Derivative of  $y = t^2$** 

Find the derivative of  $y = f(t) = t^2$ .

**Solution.** We compute

$$\begin{aligned} y' &= \lim_{\Delta t \rightarrow 0} \frac{\Delta y}{\Delta t} \\ &= \lim_{\Delta t \rightarrow 0} \frac{(t + \Delta t)^2 - t^2}{\Delta t} \\ &= \lim_{\Delta t \rightarrow 0} \frac{t^2 + 2t\Delta t + \Delta t^2 - t^2}{\Delta t} \\ &= \lim_{\Delta t \rightarrow 0} \frac{2t\Delta t + \Delta t^2}{\Delta t} \\ &= \lim_{\Delta t \rightarrow 0} 2t + \Delta t = 2t. \end{aligned}$$



Remember that  $\Delta t$  is a single quantity, not a “ $\Delta$ ” times a “ $t$ ”, and so  $\Delta t^2$  is  $(\Delta t)^2$  not  $\Delta(t^2)$ . Doing the same example using the second formula for the derivative with  $t$  in place

## 4.2. THE DERIVATIVE FUNCTION

of  $x$  gives the following. Note that we compute  $f(t+h)$  by substituting  $t+h$  in place of  $t$  everywhere we see  $t$  in the expression  $f(t)$ , while making no other changes (at least initially). For example, if  $f(t) = t + \sqrt{(t+3)^2 - t}$  then  $f(t+h) = (t+h) + \sqrt{((t+h)+3)^2 - (t+h)} = t+h + \sqrt{(t+h+3)^2 - t-h}$

### Example 4.4: Derivative of $y = t^2$

Find the derivative of  $y = f(t) = t^2$ .

**Solution.** We compute

$$\begin{aligned} f'(t) &= \lim_{h \rightarrow 0} \frac{f(t+h) - f(t)}{h} \\ &= \lim_{h \rightarrow 0} \frac{(t+h)^2 - t^2}{h} \\ &= \lim_{h \rightarrow 0} \frac{t^2 + 2th + h^2 - t^2}{h} \\ &= \lim_{h \rightarrow 0} \frac{2th + h^2}{h} \\ &= \lim_{h \rightarrow 0} 2t + h = 2t. \end{aligned}$$



### Example 4.5: Derivative

Find the derivative of  $y = f(x) = 1/x$ .

**Solution.** The computation:

$$\begin{aligned} y' &= \lim_{\Delta x \rightarrow 0} \frac{\Delta y}{\Delta x} \\ &= \lim_{\Delta x \rightarrow 0} \frac{\frac{1}{x+\Delta x} - \frac{1}{x}}{\Delta x} \\ &= \lim_{\Delta x \rightarrow 0} \frac{\frac{x}{x(x+\Delta x)} - \frac{x+\Delta x}{x(x+\Delta x)}}{\Delta x} \\ &= \lim_{\Delta x \rightarrow 0} \frac{\frac{x-(x+\Delta x)}{x(x+\Delta x)}}{\Delta x} \\ &= \lim_{\Delta x \rightarrow 0} \frac{x - x - \Delta x}{x(x+\Delta x)\Delta x} \\ &= \lim_{\Delta x \rightarrow 0} \frac{-\Delta x}{x(x+\Delta x)\Delta x} \end{aligned}$$

$$= \lim_{\Delta x \rightarrow 0} \frac{-1}{x(x + \Delta x)} = \frac{-1}{x^2}$$



**Note:** If you happen to know some “derivative formulas” from an earlier course, for the time being you should pretend that you do not know them. In examples like the ones above and the exercises below, you are required to know how to find the derivative formula starting from basic principles. We will later develop some formulas so that we do not always need to do such computations, but we will continue to need to know how to do the more involved computations.

To recap, given any function  $f$  and any number  $x$  in the domain of  $f$ , we define  $f'(x) = \lim_{h \rightarrow 0} \frac{f(x+h)-f(x)}{h}$  wherever this limit exists, and we call the number  $f'(x)$  the derivative of  $f$  at  $x$ . Geometrically,  $f'(x)$  is the slope of the tangent line to the graph of  $f$  at the point  $(x, f(x))$ . The following symbols also represent the derivative:

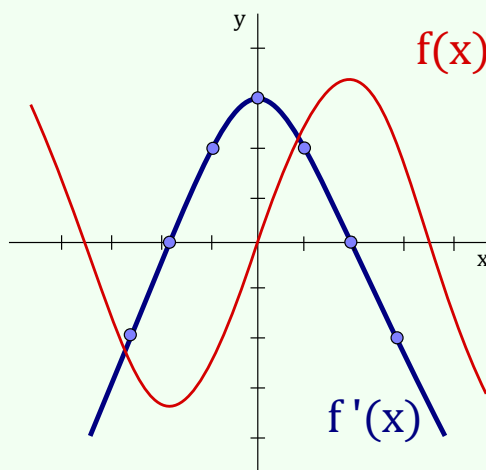
$$f'(x) = y' = \frac{dy}{dx} = \frac{df}{dx} = \frac{d}{dx}f(x).$$

The symbol  $d/dx$  is called a differential operator which means to take the derivative of the function  $f(x)$  with respect to the variable  $x$ .

In the next example we emphasize the geometrical interpretation of derivative.

#### Example 4.6: Geometrical Interpretation of Derivative

Consider the function  $f(x)$  given by the graph below. Verify that the graph of  $f'(x)$  is indeed the derivative of  $f(x)$  by analyzing slopes of tangent lines to the graph at different points.



**Solution.** We must think about the tangent lines to the graph of  $f$ , because the slopes of these lines are the values of  $f'(x)$ .

We start by checking the graph of  $f$  for horizontal tangent lines, since horizontal lines have a slope of 0. We find that the tangent line is horizontal at the points where  $x$  has the values  $-1.9$  and  $1.8$  (approximately). At each of these values of  $x$ , we must have  $f'(x) = 0$ ,

## 4.2. THE DERIVATIVE FUNCTION

which means that the graph of  $f'$  has an  $x$ -intercept (a point where the graph intersects the  $x$ -axis).

Note that horizontal tangent lines have a slope of zero and these occur approximately at the points  $(-1.9, -3.2)$  and  $(1.8, 3.2)$  of the graph. Therefore  $f'(x)$  will cross the  $x$ -axis when  $x = -1.9$  and  $x = 1.8$ .

Analyzing the slope of the tangent line of  $f(x)$  at  $x = 0$  gives approximately 3.0, thus,  $f'(0) = 3.0$ . Similarly, analyzing the slope of the tangent lines of  $f(x)$  at  $x = 1$  and  $x = -1$  give approximately 2.0 for both, thus,  $f'(1) = f'(-1) = 2.0$ . ♣

In the next example we verify that the slope of a straight line is  $m$ .

### Example 4.7: Derivative of a Linear Function

Let  $m, b$  be two real numbers. Determine  $f'(x)$  if  $f(x) = mx + b$ .

**Solution.** By the definition of derivative (using  $h$  in place of  $\Delta x$ ) we have,

$$\begin{aligned} f'(x) &= \lim_{h \rightarrow 0} \frac{f(x+h) - f(x)}{h} = \lim_{h \rightarrow 0} \frac{(m(x+h) + b) - (mx + b)}{h} \\ &= \lim_{h \rightarrow 0} \frac{mh}{h} = \lim_{h \rightarrow 0} m = m. \end{aligned}$$

This is not surprising. We know that  $f'(x)$  always represents the slope of a tangent line to the graph of  $f$ . In this example, since the graph of  $f$  is a straight line  $y = mx + b$  already, every tangent line is the same line  $y = mx + b$ . Since this line has a slope of  $m$ , we must have  $f'(x) = m$ . ♣

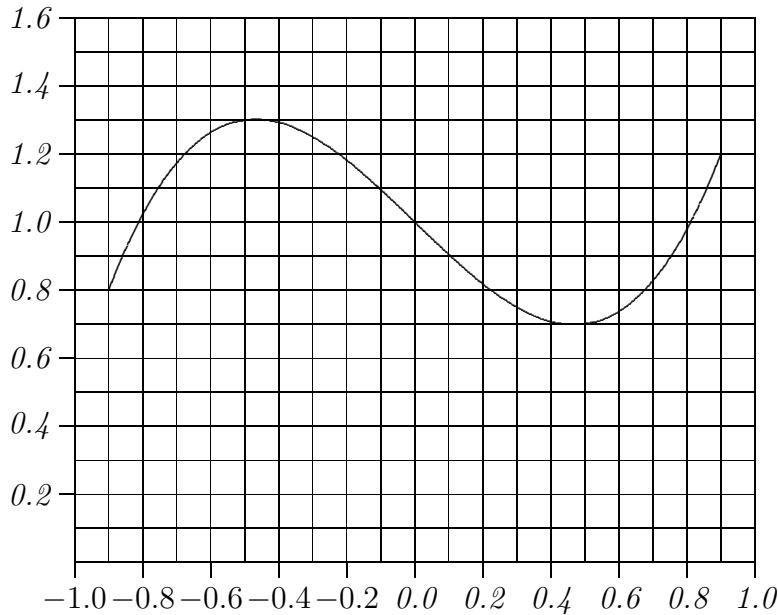
## Exercises for Section 4.2

**Exercise 4.2.1.** Find the derivatives of the following functions.

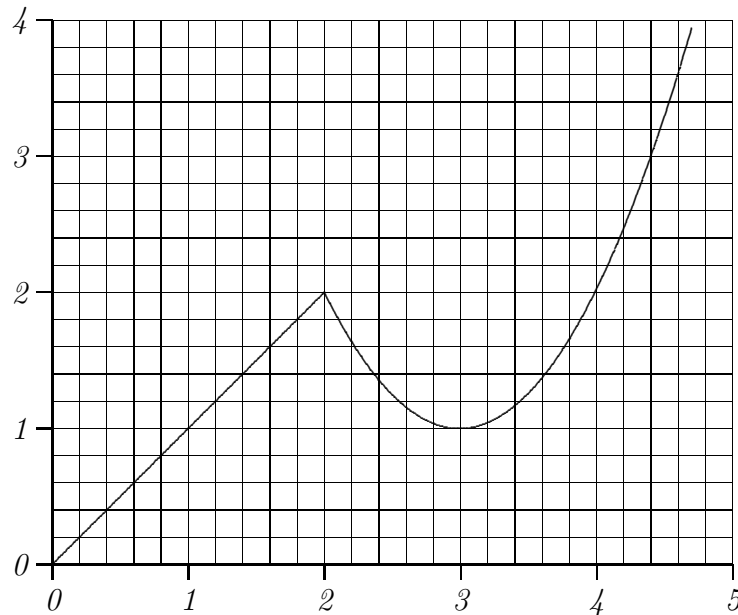
- a)  $y = f(x) = \sqrt{169 - x^2}$
- b)  $y = f(t) = 80 - 4.9t^2$
- c)  $y = f(x) = x^2 - (1/x)$
- d)  $y = f(x) = ax^2 + bx + c$ , where  $a, b$ , and  $c$  are constants.
- e)  $y = f(x) = x^3$
- f)  $y = f(x) = 2/\sqrt{2x+1}$
- g)  $y = g(t) = (2t-1)/(t+2)$

**Exercise 4.2.2.** Shown is the graph of a function  $f(x)$ . Sketch the graph of  $f'(x)$  by estimating the derivative at a number of points in the interval: estimate the derivative at regular intervals from one end of the interval to the other, and also at “special” points, as when the

derivative is zero. Make sure you indicate any places where the derivative does not exist.



**Exercise 4.2.3.** Shown is the graph of a function  $f(x)$ . Sketch the graph of  $f'(x)$  by estimating the derivative at a number of points in the interval: estimate the derivative at regular intervals from one end of the interval to the other, and also at “special” points, as when the derivative is zero. Make sure you indicate any places where the derivative does not exist.



**Exercise 4.2.4.** Find an equation for the tangent line to the graph of  $f(x) = 5 - x - 3x^2$  at the point  $x = 2$

**Exercise 4.2.5.** Find a value for  $a$  so that the graph of  $f(x) = x^2 + ax - 3$  has a horizontal tangent line at  $x = 4$ .

## 4.2. THE DERIVATIVE FUNCTION

### 4.2.1. Differentiable

Now that we have introduced the derivative of a function at a point, we can begin to use the adjective **differentiable**.

#### Definition 4.8: Differentiable at a Point

A function  $f$  is differentiable at point  $a$  if  $f'(a)$  exists.

#### Definition 4.9: Differentiable on an Interval

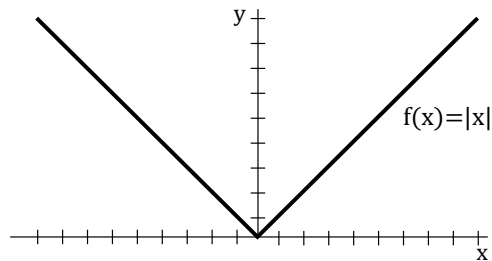
A function  $f$  is differentiable on an open interval if it is differentiable at every point in the interval.

Sometimes one encounters a point in the domain of a function  $y = f(x)$  where there is **no derivative**, because there is no tangent line. In order for the notion of the tangent line at a point to make sense, the curve must be “smooth” at that point. This means that if you imagine a particle traveling at some steady speed along the curve, then the particle does not experience an abrupt change of direction. There are two types of situations you should be aware of—corners and cusps—where there’s a sudden change of direction and hence no derivative.

#### Example 4.10: Derivative of the Absolute Value

Discuss the derivative of the absolute value function  $y = f(x) = |x|$ .

**Solution.** If  $x$  is positive, then this is the function  $y = x$ , whose derivative is the constant 1. (Recall that when  $y = f(x) = mx + b$ , the derivative is the slope  $m$ .) If  $x$  is negative, then we’re dealing with the function  $y = -x$ , whose derivative is the constant  $-1$ . If  $x = 0$ , then the function has a corner, i.e., there is no tangent line. A tangent line would have to point in the direction of the curve—but there are *two* directions of the curve that come together at the origin.



We can summarize this as

$$y' = \begin{cases} 1, & \text{if } x > 0, \\ -1, & \text{if } x < 0, \\ \text{undefined,} & \text{if } x = 0. \end{cases}$$

In particular, the absolute value function  $f(x) = |x|$  is *not* differentiable at  $x = 0$ .



We note that the following theorem can be proved using limits.

**Theorem 4.11: Differentiable implies Continuity**

*If  $f$  is differentiable at  $a$ , then  $f$  is continuous at  $a$ .*

However, if  $f$  is continuous at  $a$  it is *not* necessarily true that  $f$  is differentiable at  $a$ . For example, it was shown that  $f(x) = |x|$  is not differentiable at  $x = 0$  in the previous example, however, one can observe that  $f(x) = |x|$  is continuous everywhere.

**Example 4.12: Derivative of  $y = x^{2/3}$**

*Discuss the derivative of the function  $y = x^{2/3}$ , shown in figure 4.2.*

**Solution.** We will later see how to compute this derivative; for now we use the fact that  $y' = (2/3)x^{-1/3}$ . Visually this looks much like the absolute value function, but it technically has a cusp, not a corner. The absolute value function has no tangent line at 0 because there are (at least) two obvious contenders—the tangent line of the left side of the curve and the tangent line of the right side. The function  $y = x^{2/3}$  does not have a tangent line at 0, but unlike the absolute value function it can be said to have a single direction: as we approach 0 from either side the tangent line becomes closer and closer to a vertical line; the curve is vertical at 0. But as before, if you imagine traveling along the curve, an abrupt change in direction is required at 0: a full 180 degree turn. ♣

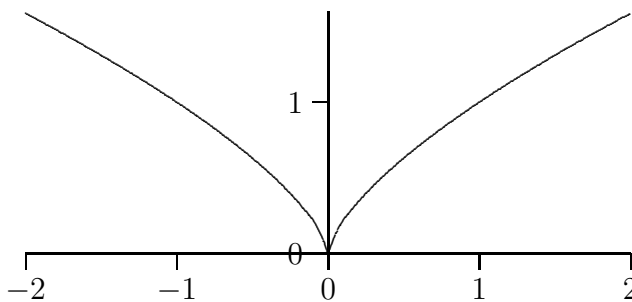


Figure 4.2: A cusp on  $x^{2/3}$ .

In practice we won't worry much about the distinction between these examples; in both cases the function has a “sharp point” where there is no tangent line and no derivative.

### 4.2.2. Second and Other Derivatives

If  $f$  is a differentiable function then its derivative  $f'$  is also a function and so we can take the derivative of  $f'$ . The new function, denoted by  $f''$ , is called the **second derivative** of  $f$ , since it is the derivative of the derivative of  $f$ .

The following symbols represent the second derivative:

$$f''(x) = y'' = \frac{d^2y}{dx^2} = \frac{d}{dx} \left( \frac{dy}{dx} \right).$$



### 4.3. DERIVATIVE RULES

We can continue this process to get the third derivative of  $f$ .

In general, the  $n$ th derivative of  $f$  is denoted by  $f^{(n)}$  and is obtained from  $f$  by differentiating  $n$  times. If  $y = f(x)$ , then we write:

$$y^{(n)} = f^{(n)}(x) = \frac{d^n y}{dx^n}.$$

#### 4.2.3. Velocities

Suppose  $f(t)$  is a position function of an object, representing the displacement of the object from the origin at time  $t$ . In terms of derivatives, the **velocity of an object** is:

$$v(a) = f'(a)$$

The change of velocity with respect to time is called the **acceleration** and can be found as follows:

$$a(t) = v'(t) = f''(t).$$

Acceleration is the derivative of the velocity function and the second derivative of the position function.

#### Example 4.13: Position, Velocity and Acceleration

Suppose the position function of an object is  $f(t) = t^2$  metres at  $t$  seconds. Find the velocity and acceleration of the object at time  $t = 1$ s.

**Solution.** By the definition of velocity and acceleration we need to compute  $f'(t)$  and  $f''(t)$ . Using the definition of derivative, we have,

$$f'(t) = \lim_{h \rightarrow 0} \frac{(t+h)^2 - t^2}{h} = \lim_{h \rightarrow 0} \frac{2th + h^2}{h} = \lim_{h \rightarrow 0} (2t + h) = 2t.$$

Therefore,  $v(t) = f'(t) = 2t$ . Thus, the velocity at time  $t = 1$  is  $v(1) = 2$  m/s. We now have that the acceleration at time  $t$  is:

$$a(t) = f''(t) = \lim_{h \rightarrow 0} \frac{2(t+h) - 2t}{h} = \lim_{h \rightarrow 0} \frac{2h}{h} = 2.$$

Therefore,  $a(t) = 2$ . Substituting  $t = 1$  into the function  $a(t)$  gives  $a(1) = 2$  m/s<sup>2</sup>. 

## 4.3 Derivative Rules

Using the definition of the derivative of a function is quite tedious. In this section we introduce a number of different shortcuts that can be used to compute the derivative. Recall that the *definition of derivative* is:

Given any number  $x$  for which the limit

$$f'(x) = \lim_{h \rightarrow 0} \frac{f(x+h) - f(x)}{h}$$

exists, we assign to  $x$  the number  $f'(x)$ .

Next, we give some basic *derivative rules* for finding derivatives without having to use the limit definition directly.

#### Theorem 4.14: Derivative of a Constant Function

Let  $c$  be a constant, then  $\frac{d}{dx}(c) = 0$ .

**Proof.** Let  $f(x) = c$  be a constant function. By the definition of derivative:

$$f'(x) = \lim_{h \rightarrow 0} \frac{f(x+h) - f(x)}{h} = \lim_{h \rightarrow 0} \frac{c - c}{h} = \lim_{h \rightarrow 0} 0 = 0.$$



#### Example 4.15: Derivative of a Constant Function

The derivative of  $f(x) = 17$  is  $f'(x) = 0$  since the derivative of a constant is 0.

#### Theorem 4.16: The Power Rule

If  $n$  is a positive integer, then  $\frac{d}{dx}(x^n) = nx^{n-1}$ .

**Proof.** We use the formula:

$$x^n - a^n = (x - a)(x^{n-1} + x^{n-2}a + \cdots + xa^{n-2} + a^{n-1})$$

which can be verified by multiplying out the right side. Let  $f(x) = x^n$  be a power function for some positive integer  $n$ . Then at any number  $a$  we have:

$$f'(a) = \lim_{x \rightarrow a} \frac{f(x) - f(a)}{x - a} = \lim_{x \rightarrow a} \frac{x^n - a^n}{x - a} = \lim_{x \rightarrow a} (x^{n-1} + x^{n-2}a + \cdots + xa^{n-2} + a^{n-1}) = na^{n-1}.$$



It turns out that the Power Rule holds for any real number  $n$  (though it is a bit more difficult to prove).

#### Theorem 4.17: The Power Rule (General)

If  $n$  is any real number, then  $\frac{d}{dx}(x^n) = nx^{n-1}$ .

### 4.3. DERIVATIVE RULES

#### Example 4.18: Derivative of a Power Function

By the power rule, the derivative of  $g(x) = x^4$  is  $g'(x) = 4x^3$ .

#### Theorem 4.19: The Constant Multiple Rule

If  $c$  is a constant and  $f$  is a differentiable function, then

$$\frac{d}{dx}[cf(x)] = c \frac{d}{dx}f(x).$$

**Proof.** For convenience let  $g(x) = cf(x)$ . Then:

$$\begin{aligned} g'(x) &= \lim_{h \rightarrow 0} \frac{g(x+h) - g(x)}{h} = \lim_{h \rightarrow 0} \frac{cf(x+h) - cf(x)}{h} \\ &= \lim_{h \rightarrow 0} c \left[ \frac{f(x+h) - f(x)}{h} \right] = c \lim_{h \rightarrow 0} \frac{f(x+h) - f(x)}{h} = cf'(x), \end{aligned}$$

where  $c$  can be moved in front of the limit by the Limit Rules. ♣

#### Example 4.20: Derivative of a Multiple of a Function

By the constant multiple rule and the previous example, the derivative of  $F(x) = 2 \cdot (17 + x^4)$  is

$$F'(x) = 2(4x^3) = 8x^3.$$

#### Theorem 4.21: The Sum/Difference Rule

If  $f$  and  $g$  are both differentiable functions, then

$$\frac{d}{dx}[f(x) \pm g(x)] = \frac{d}{dx}f(x) \pm \frac{d}{dx}g(x).$$

**Proof.** For convenience let  $r(x) = f(x) \pm g(x)$ . Then:

$$\begin{aligned} r'(x) &= \lim_{h \rightarrow 0} \frac{r(x+h) - r(x)}{h} \\ &= \lim_{h \rightarrow 0} \frac{[f(x+h) \pm g(x+h)] - [f(x) \pm g(x)]}{h} \\ &= \lim_{h \rightarrow 0} \left[ \frac{f(x+h) - f(x)}{h} \pm \frac{g(x+h) - g(x)}{h} \right] \\ &= \lim_{h \rightarrow 0} \frac{f(x+h) - f(x)}{h} \pm \lim_{h \rightarrow 0} \frac{g(x+h) - g(x)}{h} \\ &= f'(x) \pm g'(x) \end{aligned}$$

**Example 4.22: Derivative of a Sum/Difference of Functions**

By the sum/difference rule, the derivative of  $h(x) = 17 + x^4$  is

$$h'(x) = f'(x) + g'(x) = 0 + 4x^3 = 4x^3.$$

**Theorem 4.23: The Product Rule**

If  $f$  and  $g$  are both differentiable functions, then

$$\frac{d}{dx}[f(x) \cdot g(x)] = f(x) \frac{d}{dx}[g(x)] + g(x) \frac{d}{dx}[f(x)].$$

**Proof.** For convenience let  $r(x) = f(x) \cdot g(x)$ . As in the previous proof, we want to separate the functions  $f$  and  $g$ . The trick is to add and subtract  $f(x+h)g(x)$  in the numerator. Then:

$$\begin{aligned} r'(x) &= \lim_{h \rightarrow 0} \frac{f(x+h)g(x+h) - f(x+h)g(x) + f(x+h)g(x) - f(x)g(x)}{h} \\ &= \lim_{h \rightarrow 0} \left[ f(x+h) \frac{g(x+h) - g(x)}{h} + g(x) \frac{f(x+h) - f(x)}{h} \right] \\ &= \lim_{h \rightarrow 0} f(x+h) \cdot \lim_{h \rightarrow 0} \frac{g(x+h) - g(x)}{h} + \lim_{h \rightarrow 0} g(x) \cdot \lim_{h \rightarrow 0} \frac{f(x+h) - f(x)}{h} \\ &= f(x)g'(x) + g(x)f'(x) \end{aligned}$$

**Example 4.24: Derivative of a Product of Functions**

Find the derivative of  $h(x) = (3x - 1)(2x + 3)$ .

**Solution.** One way to do this question is to expand the expression. Alternatively, we use the product rule with  $f(x) = 3x - 1$  and  $g(x) = 2x + 3$ . Note that  $f'(x) = 3$  and  $g'(x) = 2$ , so,

$$h'(x) = (3) \cdot (2x + 3) + (3x - 1) \cdot (2) = 6x + 9 + 6x - 2 = 12x + 7.$$




### 4.3. DERIVATIVE RULES

#### Theorem 4.25: The Quotient Rule

If  $f$  and  $g$  are both differentiable functions, then

$$\frac{d}{dx} \left[ \frac{f(x)}{g(x)} \right] = \frac{g(x) \frac{d}{dx}[f(x)] - f(x) \frac{d}{dx}[g(x)]}{[g(x)]^2}.$$

**Proof.** The proof is similar to the previous proof but the trick is to add and subtract the term  $f(x)g(x)$  in the numerator. We omit the details. 

#### Example 4.26: Derivative of a Quotient of Functions

Find the derivative of  $h(x) = \frac{3x - 1}{2x + 3}$ .

**Solution.** By the quotient rule (using  $f(x) = 3x - 1$  and  $g(x) = 2x + 3$ ) we have:

$$\begin{aligned} h'(x) &= \frac{\frac{d}{dx}(3x - 1) \cdot (2x + 3) - (3x - 1) \cdot \frac{d}{dx}(2x + 3)}{(2x + 3)^2} \\ &= \frac{3(2x + 3) - (3x - 1)(2)}{(2x + 3)^2} = \frac{11}{(2x + 3)^2}. \end{aligned}$$



#### Example 4.27: Second Derivative

Find the second derivative of  $f(x) = 5x^3 + 3x^2$ .

**Solution.** We must differentiate  $f(x)$  twice:

$$f'(x) = 15x^2 + 6x,$$

$$f''(x) = 30x + 6.$$



## Exercises for Section 4.3

**Exercise 4.3.1.** Find the derivatives of the following functions.

- |                    |                            |                                       |
|--------------------|----------------------------|---------------------------------------|
| a) $x^{100}$       | f) $x^{-9/7}$              | k) $\sqrt{625 - x^2} + 3x^3 + 12$     |
| b) $x^{-100}$      | g) $5x^3 + 12x^2 - 15$     | l) $x^3(x^3 - 5x + 10)$               |
| c) $\frac{1}{x^5}$ | h) $-4x^5 + 3x^2 - 5/x^2$  | m) $(x^2 + 5x - 3)(x^5)$              |
| d) $x^\pi$         | i) $5(-3x^2 + 5x + 1)$     | n) $\sqrt{x}\sqrt{625 - x^2}y \cot x$ |
| e) $x^{3/4}$       | j) $(x + 1)(x^2 + 2x - 3)$ | o) $\frac{\sqrt{625 - x^2}}{x^{20}}$  |

**Exercise 4.3.2.** Find an equation for the tangent line to  $f(x) = x^3/4 - 1/x$  at  $x = -2$ .

**Exercise 4.3.3.** Find an equation for the tangent line to  $f(x) = 3x^2 - \pi^3$  at  $x = 4$ .

**Exercise 4.3.4.** Suppose the position of an object at time  $t$  is given by  $f(t) = -49t^2/10 + 5t + 10$ . Find a function giving the speed of the object at time  $t$ . The acceleration of an object is the rate at which its speed is changing, which means it is given by the derivative of the speed function. Find the acceleration of the object at time  $t$ .

**Exercise 4.3.5.** Let  $f(x) = x^3$  and  $c = 3$ . Sketch the graphs of  $f$ ,  $cf$ ,  $f'$ , and  $(cf)'$  on the same diagram.

**Exercise 4.3.6.** The general polynomial  $P$  of degree  $n$  in the variable  $x$  has the form  $P(x) = \sum_{k=0}^n a_k x^k = a_0 + a_1 x + \dots + a_n x^n$ . What is the derivative (with respect to  $x$ ) of  $P$ ?

**Exercise 4.3.7.** Find a cubic polynomial whose graph has horizontal tangents at  $(-2, 5)$  and  $(2, 3)$ .

**Exercise 4.3.8.** Prove that  $\frac{d}{dx}(cf(x)) = cf'(x)$  using the definition of the derivative.

**Exercise 4.3.9.** Suppose that  $f$  and  $g$  are differentiable at  $x$ . Show that  $f - g$  is differentiable at  $x$  using the two linearity properties from this section.

**Exercise 4.3.10.** Use the product rule to compute the derivative of  $f(x) = (2x - 3)^2$ . Sketch the function. Find an equation of the tangent line to the curve at  $x = 2$ . Sketch the tangent line at  $x = 2$ .

**Exercise 4.3.11.** Suppose that  $f$ ,  $g$ , and  $h$  are differentiable functions. Show that  $(fgh)'(x) = f'(x)g(x)h(x) + f(x)g'(x)h(x) + f(x)g(x)h'(x)$ .

**Exercise 4.3.12.** Compute the derivative of  $\frac{x^3}{x^3 - 5x + 10}$ .

**Exercise 4.3.13.** Compute the derivative of  $\frac{x^2 + 5x - 3}{x^5 - 6x^3 + 3x^2 - 7x + 1}$ .

**Exercise 4.3.14.** Compute the derivative of  $\frac{\sqrt{x}}{\sqrt{625 - x^2}}$ .

**Exercise 4.3.15.** Compute the derivative of  $\frac{\sqrt{625 - x^2}}{x^{20}}$ .

**Exercise 4.3.16.** Find an equation for the tangent line to  $f(x) = (x^2 - 4)/(5 - x)$  at  $x = 3$ .

**Exercise 4.3.17.** Find an equation for the tangent line to  $f(x) = (x - 2)/(x^3 + 4x - 1)$  at  $x = 1$ .

**Exercise 4.3.18.** If  $f'(4) = 5$ ,  $g'(4) = 12$ ,  $(fg)(4) = f(4)g(4) = 2$ , and  $g(4) = 6$ , compute  $f(4)$  and  $\frac{d}{dx} \frac{f}{g}$  at 4.

## 4.4 Derivative Rules for Trigonometric Functions

We next look at the derivative of the sine function. In order to prove the derivative formula for sine, we recall two limit computations from earlier:

$$\lim_{x \rightarrow 0} \frac{\sin x}{x} = 1 \quad \text{and} \quad \lim_{x \rightarrow 0} \frac{\cos x - 1}{x} = 0,$$

and the double angle formula

$$\sin(A + B) = \sin A \cos B + \sin B \cos A.$$

### Theorem 4.28: Derivative of Sine Function

$$(\sin x)' = \cos x$$

**Proof.** Let  $f(x) = \sin x$ . Using the definition of derivative we have:

$$\begin{aligned} f'(x) &= \lim_{h \rightarrow 0} \frac{f(x+h) - f(x)}{h} \\ &= \lim_{h \rightarrow 0} \frac{\sin(x+h) - \sin x}{h} \\ &= \lim_{h \rightarrow 0} \frac{\sin x \cos h + \cos x \sin h - \sin x}{h} \\ &= \lim_{h \rightarrow 0} \sin x \cdot \lim_{h \rightarrow 0} \frac{\cos h - 1}{h} + \lim_{h \rightarrow 0} \cos x \cdot \lim_{h \rightarrow 0} \frac{\sin h}{h} \\ &= \sin x \cdot 0 + \cos x \cdot 1 \\ &= \cos x \end{aligned}$$

since

$$\lim_{x \rightarrow 0} \frac{\sin x}{x} = 1 \quad \text{and} \quad \lim_{x \rightarrow 0} \frac{\cos x - 1}{x} = 0.$$



A formula for the derivative of the *cosine function* can be found in a similar fashion:

$$\frac{d}{dx}(\cos x) = -\sin x.$$

Using the quotient rule we get formulas for the remaining trigonometric ratios. To sum-

marize, here are the derivatives of the six trigonometric functions:

$\frac{d}{dx}(\sin(x)) = \cos(x)$	$\frac{d}{dx}(\tan(x)) = \sec^2(x)$	$\frac{d}{dx}(\csc(x)) = -\csc(x)\sec(x)$
$\frac{d}{dx}(\cos(x)) = -\sin(x)$	$\frac{d}{dx}(\cot(x)) = -\csc^2(x)$	$\frac{d}{dx}(\sec(x)) = \sec(x)\tan(x)$

### Example 4.29: Derivative of Product of Trigonometric Functions

Find the derivative of  $f(x) = \sin x \tan x$ .

**Solution.** Using the Product Rule we obtain

$$f'(x) = \cos x \tan x + \sin x \sec^2 x.$$



## Exercises for Section 4.3

**Exercise 4.4.1.** Find the derivatives of the following functions.

a)  $\sin x \cos x$

b)  $\cot x$

c)  $\csc x - x \tan x$

**Exercise 4.4.2.** Find the points on the curve  $y = x + 2 \cos x$  that have a horizontal tangent line.

## 4.5 The Chain Rule

Let  $h(x) = \sqrt{625 - x^2}$ . The rules stated previously do not allow us to find  $h'(x)$ . However,  $h(x)$  is a composition of two functions. Let  $f(x) = \sqrt{x}$  and  $g(x) = 625 - x^2$ . Then we see that

$$h(x) = (f \circ g)(x).$$

From our rules we know that  $f'(x) = \frac{1}{2}x^{-1/2}$  and  $g'(x) = -2x$ , thus it would be convenient to have a rule which allows us to differentiate  $f \circ g$  in terms of  $f'$  and  $g'$ . This gives rise to the chain rule.

### The Chain Rule

If  $g$  is differentiable at  $x$  and  $f$  is differentiable at  $g(x)$ , then the composite function  $h = f \circ g$  [recall  $f \circ g$  is defined as  $f(g(x))$ ] is differentiable at  $x$  and  $h'(x)$  is given by:

$$h'(x) = f'(g(x)) \cdot g'(x).$$



## 4.5. THE CHAIN RULE

The chain rule has a particularly simple expression if we use the Leibniz notation for the derivative. The quantity  $f'(g(x))$  is the derivative of  $f$  with  $x$  replaced by  $g$ ; this can be written  $df/dg$ . As usual,  $g'(x) = dg/dx$ . Then the chain rule becomes

$$\frac{df}{dx} = \frac{df}{dg} \frac{dg}{dx}.$$

This looks like trivial arithmetic, but it is not:  $dg/dx$  is not a fraction, that is, not literal division, but a single symbol that means  $g'(x)$ . Nevertheless, it turns out that what looks like trivial arithmetic, and is therefore easy to remember, is really true.

It will take a bit of practice to make the use of the chain rule come naturally—it is more complicated than the earlier differentiation rules we have seen.

### Example 4.30: Chain Rule

Compute the derivative of  $\sqrt{625 - x^2}$ .

**Solution.** We already know that the answer is  $-x/\sqrt{625 - x^2}$ , computed directly from the limit. In the context of the chain rule, we have  $f(x) = \sqrt{x}$ ,  $g(x) = 625 - x^2$ . We know that  $f'(x) = (1/2)x^{-1/2}$ , so  $f'(g(x)) = (1/2)(625 - x^2)^{-1/2}$ . Note that this is a two step computation: first compute  $f'(x)$ , then replace  $x$  by  $g(x)$ . Since  $g'(x) = -2x$  we have

$$f'(g(x))g'(x) = \frac{1}{2\sqrt{625 - x^2}}(-2x) = \frac{-x}{\sqrt{625 - x^2}}.$$



### Example 4.31: Chain Rule

Compute the derivative of  $1/\sqrt{625 - x^2}$ .

**Solution.** This is a quotient with a constant numerator, so we could use the quotient rule, but it is simpler to use the chain rule. The function is  $(625 - x^2)^{-1/2}$ , the composition of  $f(x) = x^{-1/2}$  and  $g(x) = 625 - x^2$ . We compute  $f'(x) = (-1/2)x^{-3/2}$  using the power rule, and then

$$f'(g(x))g'(x) = \frac{-1}{2(625 - x^2)^{3/2}}(-2x) = \frac{x}{(625 - x^2)^{3/2}}.$$



In practice, of course, you will need to use more than one of the rules we have developed to compute the derivative of a complicated function.

**Example 4.32: Derivative of Quotient**

Compute the derivative of

$$f(x) = \frac{x^2 - 1}{x\sqrt{x^2 + 1}}.$$

**Solution.** The “last” operation here is division, so to get started we need to use the quotient rule first. This gives

$$\begin{aligned} f'(x) &= \frac{(x^2 - 1)'x\sqrt{x^2 + 1} - (x^2 - 1)(x\sqrt{x^2 + 1})'}{x^2(x^2 + 1)} \\ &= \frac{2x^2\sqrt{x^2 + 1} - (x^2 - 1)(x\sqrt{x^2 + 1})'}{x^2(x^2 + 1)}. \end{aligned}$$

Now we need to compute the derivative of  $x\sqrt{x^2 + 1}$ . This is a product, so we use the product rule:


$$\frac{d}{dx}x\sqrt{x^2 + 1} = x\frac{d}{dx}\sqrt{x^2 + 1} + \sqrt{x^2 + 1}.$$

Finally, we use the chain rule:

$$\frac{d}{dx}\sqrt{x^2 + 1} = \frac{d}{dx}(x^2 + 1)^{1/2} = \frac{1}{2}(x^2 + 1)^{-1/2}(2x) = \frac{x}{\sqrt{x^2 + 1}}.$$

And putting it all together:

$$\begin{aligned} f'(x) &= \frac{2x^2\sqrt{x^2 + 1} - (x^2 - 1)(x\sqrt{x^2 + 1})'}{x^2(x^2 + 1)} \\ &= \frac{2x^2\sqrt{x^2 + 1} - (x^2 - 1)\left(x\frac{x}{\sqrt{x^2 + 1}} + \sqrt{x^2 + 1}\right)}{x^2(x^2 + 1)}. \end{aligned}$$

This can be simplified of course, but we have done all the calculus, so that only algebra is left. 

**Example 4.33: Chain of Composition**

Compute the derivative of  $\sqrt{1 + \sqrt{1 + \sqrt{x}}}$ .

**Solution.** Here we have a more complicated chain of compositions, so we use the chain rule twice. At the outermost “layer” we have the function  $g(x) = 1 + \sqrt{1 + \sqrt{x}}$  plugged into  $f(x) = \sqrt{x}$ , so applying the chain rule once gives

$$\frac{d}{dx}\sqrt{1 + \sqrt{1 + \sqrt{x}}} = \frac{1}{2}\left(1 + \sqrt{1 + \sqrt{x}}\right)^{-1/2} \frac{d}{dx}\left(1 + \sqrt{1 + \sqrt{x}}\right).$$

## 4.5. THE CHAIN RULE

Now we need the derivative of  $\sqrt{1 + \sqrt{x}}$ . Using the chain rule again:

$$\frac{d}{dx}\sqrt{1 + \sqrt{x}} = \frac{1}{2}(1 + \sqrt{x})^{-1/2} \frac{1}{2}x^{-1/2}.$$

So the original derivative is

$$\begin{aligned}\frac{d}{dx}\sqrt{1 + \sqrt{1 + \sqrt{x}}} &= \frac{1}{2}\left(1 + \sqrt{1 + \sqrt{x}}\right)^{-1/2} \frac{1}{2}(1 + \sqrt{x})^{-1/2} \frac{1}{2}x^{-1/2}. \\ &= \frac{1}{8\sqrt{x}\sqrt{1 + \sqrt{x}}\sqrt{1 + \sqrt{1 + \sqrt{x}}}}\end{aligned}$$



Using the chain rule, the power rule, and the product rule, it is possible to avoid using the quotient rule entirely.

### Example 4.34: Derivative of Quotient without Quotient Rule

Compute the derivative of  $f(x) = \frac{x^3}{x^2 + 1}$ .

**Solution.** Write  $f(x) = x^3(x^2 + 1)^{-1}$ , then

$$\begin{aligned}f'(x) &= x^3 \frac{d}{dx}(x^2 + 1)^{-1} + 3x^2(x^2 + 1)^{-1} \\ &= x^3(-1)(x^2 + 1)^{-2}(2x) + 3x^2(x^2 + 1)^{-1} \\ &= -2x^4(x^2 + 1)^{-2} + 3x^2(x^2 + 1)^{-1} \\ &= \frac{-2x^4}{(x^2 + 1)^2} + \frac{3x^2}{x^2 + 1} \\ &= \frac{-2x^4}{(x^2 + 1)^2} + \frac{3x^2(x^2 + 1)}{(x^2 + 1)^2} \\ &= \frac{-2x^4 + 3x^4 + 3x^2}{(x^2 + 1)^2} = \frac{x^4 + 3x^2}{(x^2 + 1)^2}\end{aligned}$$

Note that we already had the derivative on the second line; all the rest is simplification. It is easier to get to this answer by using the quotient rule, so there's a trade off: more work for fewer memorized formulas.



## Exercises for Section 4.5

Find the derivatives of the functions. For extra practice, and to check your answers, do some of these in more than one way if possible.

**Exercise 4.5.1.**  $x^4 - 3x^3 + (1/2)x^2 + 7x - \pi$

**Exercise 4.5.2.**  $x^3 - 2x^2 + 4\sqrt{x}$

**Exercise 4.5.3.**  $(x^2 + 1)^3$

**Exercise 4.5.4.**  $x\sqrt{169 - x^2}$

**Exercise 4.5.5.**  $(x^2 - 4x + 5)\sqrt{25 - x^2}$

**Exercise 4.5.6.**  $\sqrt{r^2 - x^2}$ ,  $r$  is a constant

**Exercise 4.5.7.**  $\sqrt{1 + x^4}$

**Exercise 4.5.8.**  $\frac{1}{\sqrt{5 - \sqrt{x}}}$ .

**Exercise 4.5.9.**  $(1 + 3x)^2$

**Exercise 4.5.10.**  $\frac{(x^2 + x + 1)}{(1 - x)}$

**Exercise 4.5.11.**  $\frac{\sqrt{25 - x^2}}{x}$

**Exercise 4.5.12.**  $\sqrt{\frac{169}{x} - x}$

**Exercise 4.5.13.**  $\sqrt{x^3 - x^2 - (1/x)}$

**Exercise 4.5.14.**  $100/(100 - x^2)^{3/2}$

**Exercise 4.5.15.**  $\sqrt[3]{x + x^3}$

**Exercise 4.5.16.**  $\sqrt{(x^2 + 1)^2 + \sqrt{1 + (x^2 + 1)^2}}$

**Exercise 4.5.17.**  $(x + 8)^5$

**Exercise 4.5.18.**  $(4 - x)^3$

**Exercise 4.5.19.**  $(x^2 + 5)^3$

**Exercise 4.5.20.**  $(6 - 2x^2)^3$

**Exercise 4.5.21.**  $(1 - 4x^3)^{-2}$

**Exercise 4.5.22.**  $5(x + 1 - 1/x)$

**Exercise 4.5.23.**  $4(2x^2 - x + 3)^{-2}$

**Exercise 4.5.24.**  $\frac{1}{1 + 1/x}$

**Exercise 4.5.25.**  $\frac{-3}{4x^2 - 2x + 1}$

## 4.6. DERIVATIVES OF THE EXPONENTIAL AND LOGARITHMIC FUNCTIONS

**Exercise 4.5.26.**  $(x^2 + 1)(5 - 2x)/2$

**Exercise 4.5.27.**  $(3x^2 + 1)(2x - 4)^3$

**Exercise 4.5.28.**  $\frac{x + 1}{x - 1}$

**Exercise 4.5.29.**  $\frac{x^2 - 1}{x^2 + 1}$

**Exercise 4.5.30.**  $\frac{(x - 1)(x - 2)}{x - 3}$

**Exercise 4.5.31.**  $\frac{2x^{-1} - x^{-2}}{3x^{-1} - 4x^{-2}}$

**Exercise 4.5.32.**  $3(x^2 + 1)(2x^2 - 1)(2x + 3)$

**Exercise 4.5.33.**  $\frac{1}{(2x + 1)(x - 3)}$

**Exercise 4.5.34.**  $((2x + 1)^{-1} + 3)^{-1}$

**Exercise 4.5.35.**  $(2x + 1)^3(x^2 + 1)^2$

**Exercise 4.5.36.** Find an equation for the tangent line to  $f(x) = (x - 2)^{1/3}/(x^3 + 4x - 1)^2$  at  $x = 1$ .

**Exercise 4.5.37.** Find an equation for the tangent line to  $y = 9x^{-2}$  at  $(3, 1)$ .

**Exercise 4.5.38.** Find an equation for the tangent line to  $(x^2 - 4x + 5)\sqrt{25 - x^2}$  at  $(3, 8)$ .

**Exercise 4.5.39.** Find an equation for the tangent line to  $\frac{(x^2 + x + 1)}{(1 - x)}$  at  $(2, -7)$ .

**Exercise 4.5.40.** Find an equation for the tangent line to  $\sqrt{(x^2 + 1)^2 + \sqrt{1 + (x^2 + 1)^2}}$  at  $(1, \sqrt{4 + \sqrt{5}})$ .

## 4.6 Derivatives of the Exponential and Logarithmic Functions

---

As with the sine function, we don't know anything about derivatives that allows us to compute the derivatives of the exponential and logarithmic functions without going back to basics. Let's do a little work with the definition again:

$$\frac{d}{dx}a^x = \lim_{\Delta x \rightarrow 0} \frac{a^{x+\Delta x} - a^x}{\Delta x}$$

$$\begin{aligned}
&= \lim_{\Delta x \rightarrow 0} \frac{a^x a^{\Delta x} - a^x}{\Delta x} \\
&= \lim_{\Delta x \rightarrow 0} a^x \frac{a^{\Delta x} - 1}{\Delta x} \\
&= a^x \lim_{\Delta x \rightarrow 0} \frac{a^{\Delta x} - 1}{\Delta x}
\end{aligned}$$

There are two interesting things to note here: As in the case of the sine function we are left with a limit that involves  $\Delta x$  but not  $x$ , which means that if  $\lim_{\Delta x \rightarrow 0} (a^{\Delta x} - 1)/\Delta x$  exists, then it is a constant number. This means that  $a^x$  has a remarkable property: its derivative is a constant times itself.

We earlier remarked that the hardest limit we would compute is  $\lim_{x \rightarrow 0} \sin x/x = 1$ ; we now have a limit that is just a bit too hard to include here. In fact the hard part is to see that  $\lim_{\Delta x \rightarrow 0} (a^{\Delta x} - 1)/\Delta x$  even exists—does this fraction really get closer and closer to some fixed value? Yes it does, but we will not prove this fact.

We can look at some examples. Consider  $(2^x - 1)/x$  for some small values of  $x$ : 1, 0.828427124, 0.756828460, 0.724061864, 0.70838051, 0.70070877 when  $x$  is 1, 1/2, 1/4, 1/8, 1/16, 1/32, respectively. It looks like this is settling in around 0.7, which turns out to be true (but the limit is not exactly 0.7). Consider next  $(3^x - 1)/x$ : 2, 1.464101616, 1.264296052, 1.177621520, 1.13720773, 1.11768854, at the same values of  $x$ . It turns out to be true that in the limit this is about 1.1. Two examples don't establish a pattern, but if you do more examples you will find that the limit varies directly with the value of  $a$ : bigger  $a$ , bigger limit; smaller  $a$ , smaller limit. As we can already see, some of these limits will be less than 1 and some larger than 1. Somewhere between  $a = 2$  and  $a = 3$  the limit will be exactly 1; the value at which this happens is called  $e$ , so that

$$\lim_{\Delta x \rightarrow 0} \frac{e^{\Delta x} - 1}{\Delta x} = 1.$$

As you might guess from our two examples,  $e$  is closer to 3 than to 2, and in fact  $e \approx 2.718$ .

Now we see that the function  $e^x$  has a truly remarkable property:

$$\begin{aligned}
\frac{d}{dx} e^x &= \lim_{\Delta x \rightarrow 0} \frac{e^{x+\Delta x} - e^x}{\Delta x} \\
&= \lim_{\Delta x \rightarrow 0} \frac{e^x e^{\Delta x} - e^x}{\Delta x} \\
&= \lim_{\Delta x \rightarrow 0} e^x \frac{e^{\Delta x} - 1}{\Delta x} \\
&= e^x \lim_{\Delta x \rightarrow 0} \frac{e^{\Delta x} - 1}{\Delta x} \\
&= e^x
\end{aligned}$$

That is,  $e^x$  is its own derivative, or in other words the slope of  $e^x$  is the same as its height, or the same as its second coordinate: The function  $f(x) = e^x$  goes through the point  $(z, e^z)$  and

#### 4.6. DERIVATIVES OF THE EXPONENTIAL AND LOGARITHMIC FUNCTIONS

has slope  $e^z$  there, no matter what  $z$  is. It is sometimes convenient to express the function  $e^x$  without an exponent, since complicated exponents can be hard to read. In such cases we use  $\exp(x)$ , e.g.,  $\exp(1 + x^2)$  instead of  $e^{1+x^2}$ .

What about the logarithm function? This too is hard, but as the cosine function was easier to do once the sine was done, so is the logarithm easier to do now that we know the derivative of the exponential function. Let's start with  $\log_e x$ , which as you probably know is often abbreviated  $\ln x$  and called the "natural logarithm" function.

Consider the relationship between the two functions, namely, that they are inverses, that one "undoes" the other. Graphically this means that they have the same graph except that one is "flipped" or "reflected" through the line  $y = x$ :

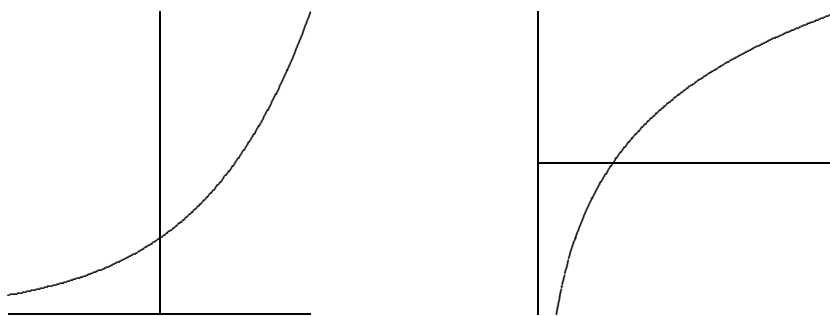


Figure 4.3: The exponential and logarithmic functions.

This means that the slopes of these two functions are closely related as well: For example, the slope of  $e^x$  is  $e$  at  $x = 1$ ; at the corresponding point on the  $\ln(x)$  curve, the slope must be  $1/e$ , because the "rise" and the "run" have been interchanged. Since the slope of  $e^x$  is  $e$  at the point  $(1, e)$ , the slope of  $\ln(x)$  is  $1/e$  at the point  $(e, 1)$ .



Figure 4.4: The exponential and logarithmic functions.

More generally, we know that the slope of  $e^x$  is  $e^z$  at the point  $(z, e^z)$ , so the slope of  $\ln(x)$  is  $1/e^z$  at  $(e^z, z)$ . In other words, the slope of  $\ln x$  is the reciprocal of the first coordinate at any point; this means that the slope of  $\ln x$  at  $(x, \ln x)$  is  $1/x$ . The upshot is:

$$\frac{d}{dx} \ln x = \frac{1}{x}.$$

We have discussed this from the point of view of the graphs, which is easy to understand but is not normally considered a rigorous proof—it is too easy to be led astray by pictures that

seem reasonable but that miss some hard point. It is possible to do this derivation without resorting to pictures, and indeed we will see an alternate approach soon.

Note that  $\ln x$  is defined only for  $x > 0$ . It is sometimes useful to consider the function  $\ln|x|$ , a function defined for  $x \neq 0$ . When  $x < 0$ ,  $\ln|x| = \ln(-x)$  and

$$\frac{d}{dx} \ln|x| = \frac{d}{dx} \ln(-x) = \frac{1}{-x}(-1) = \frac{1}{x}.$$

Thus whether  $x$  is positive or negative, the derivative is the same.

What about the functions  $a^x$  and  $\log_a x$ ? We know that the derivative of  $a^x$  is some constant times  $a^x$  itself, but what constant? Remember that “the logarithm is the exponent” and you will see that  $a = e^{\ln a}$ . Then

$$a^x = (e^{\ln a})^x = e^{x \ln a},$$

and we can compute the derivative using the chain rule:

$$\frac{d}{dx} a^x = \frac{d}{dx} (e^{\ln a})^x = \frac{d}{dx} e^{x \ln a} = (\ln a) e^{x \ln a} = (\ln a) a^x.$$

The constant is simply  $\ln a$ . Likewise we can compute the derivative of the logarithm function  $\log_a x$ . Since

$$x = e^{\ln x}$$

we can take the logarithm base  $a$  of both sides to get

$$\log_a(x) = \log_a(e^{\ln x}) = \ln x \log_a e.$$

Then

$$\frac{d}{dx} \log_a x = \frac{1}{x} \log_a e.$$

This is a perfectly good answer, but we can improve it slightly. Since

$$\begin{aligned} a &= e^{\ln a} \\ \log_a(a) &= \log_a(e^{\ln a}) = \ln a \log_a e \\ 1 &= \ln a \log_a e \\ \frac{1}{\ln a} &= \log_a e, \end{aligned}$$

we can replace  $\log_a e$  to get

$$\frac{d}{dx} \log_a x = \frac{1}{x \ln a}.$$

You may if you wish memorize the formulas.

#### Derivative Formulas for $a^x$ and $\log_a x$

$$\frac{d}{dx} a^x = (\ln a) a^x \quad \text{and} \quad \frac{d}{dx} \log_a x = \frac{1}{x \ln a}.$$

Because the “trick”  $a = e^{\ln a}$  is often useful, and sometimes essential, it may be better to remember the trick, not the formula.



## 4.6. DERIVATIVES OF THE EXPONENTIAL AND LOGARITHMIC FUNCTIONS

### Example 4.35: Derivative of Exponential Function

Compute the derivative of  $f(x) = 2^x$ .

#### Solution.

$$\begin{aligned}\frac{d}{dx}2^x &= \frac{d}{dx}(e^{\ln 2})^x \\ &= \frac{d}{dx}e^{x \ln 2} \\ &= \left(\frac{d}{dx}x \ln 2\right) e^{x \ln 2} \\ &= (\ln 2)e^{x \ln 2} = 2^x \ln 2\end{aligned}$$



### Example 4.36: Derivative of Exponential Function

Compute the derivative of  $f(x) = 2^{x^2} = 2^{(x^2)}$ .

#### Solution.

$$\begin{aligned}\frac{d}{dx}2^{x^2} &= \frac{d}{dx}e^{x^2 \ln 2} \\ &= \left(\frac{d}{dx}x^2 \ln 2\right) e^{x^2 \ln 2} \\ &= (2 \ln 2)xe^{x^2 \ln 2} \\ &= (2 \ln 2)x2^{x^2}\end{aligned}$$



### Example 4.37: Power Rule

Recall that we have not justified the power rule except when the exponent is a positive or negative integer.

Solution. We can use the exponential function to take care of other exponents.

$$\begin{aligned}\frac{d}{dx}x^r &= \frac{d}{dx}e^{r \ln x} \\ &= \left(\frac{d}{dx}r \ln x\right) e^{r \ln x}\end{aligned}$$

$$\begin{aligned}
 &= \left(r \frac{1}{x}\right) x^r \\
 &= r x^{r-1}
 \end{aligned}$$



## Exercises for Section 4.6

---

Find the derivatives of the functions.

**Exercise 4.6.1.**  $3^{x^2}$

**Exercise 4.6.2.**  $\frac{\sin x}{e^x}$

**Exercise 4.6.3.**  $(e^x)^2$

**Exercise 4.6.4.**  $\sin(e^x)$

**Exercise 4.6.5.**  $e^{\sin x}$

**Exercise 4.6.6.**  $x^{\sin x}$

**Exercise 4.6.7.**  $x^3 e^x$

**Exercise 4.6.8.**  $x + 2^x$

**Exercise 4.6.9.**  $(1/3)^{x^2}$

**Exercise 4.6.10.**  $e^{4x}/x$

**Exercise 4.6.11.**  $\ln(x^3 + 3x)$

**Exercise 4.6.12.**  $\ln(\cos(x))$

**Exercise 4.6.13.**  $\sqrt{\ln(x^2)}/x$

**Exercise 4.6.14.**  $\ln(\sec(x) + \tan(x))$

**Exercise 4.6.15.**  $x^{\cos(x)}$

**Exercise 4.6.16.**  $x \ln x$

**Exercise 4.6.17.**  $\ln(\ln(3x))$

**Exercise 4.6.18.**  $\frac{1 + \ln(3x^2)}{1 + \ln(4x)}$

**Exercise 4.6.19.**  $\frac{x^8(x-23)^{1/2}}{27x^6(4x-6)^8}$

**Exercise 4.6.20.** Find the value of  $a$  so that the tangent line to  $y = \ln(x)$  at  $x = a$  is a line through the origin. Sketch the resulting situation.

**Exercise 4.6.21.** If  $f(x) = \ln(x^3 + 2)$  compute  $f'(e^{1/3})$ .

**Exercise 4.6.22.** If  $y = \log_a x$  then  $a^y = x$ . Use implicit differentiation to find  $y'$ .

## 4.7 Implicit Differentiation

As we have seen, there is a close relationship between the derivatives of  $e^x$  and  $\ln x$  because these functions are inverses. Rather than relying on pictures for our understanding, we would like to be able to exploit this relationship computationally. In fact this technique can help us find derivatives in many situations, not just when we seek the derivative of an inverse function.

We will begin by illustrating the technique to find what we already know, the derivative of  $\ln x$ . Let's write  $y = \ln x$  and then  $x = e^{\ln x} = e^y$ , that is,  $x = e^y$ . We say that this equation defines the function  $y = \ln x$  implicitly because while it is not an explicit expression  $y = \dots$ , it is true that if  $x = e^y$  then  $y$  is in fact the natural logarithm function. Now, for the time being, pretend that all we know of  $y$  is that  $x = e^y$ ; what can we say about derivatives? We can take the derivative of both sides of the equation:

$$\frac{d}{dx}x = \frac{d}{dx}e^y.$$

Then using the chain rule on the right hand side:

$$1 = \left( \frac{d}{dx}y \right) e^y = y' e^y.$$

Then we can solve for  $y'$ :

$$y' = \frac{1}{e^y} = \frac{1}{x}.$$

There is one little difficulty here. To use the chain rule to compute  $d/dx(e^y) = y'e^y$  we need to know that the function  $y$  has a derivative. All we have shown is that *if* it has a derivative then that derivative must be  $1/x$ . When using this method we will always have to assume that the desired derivative exists, but fortunately this is a safe assumption for most such problems.

The example  $y = \ln x$  involved an inverse function defined implicitly, but other functions can be defined implicitly, and sometimes a single equation can be used to implicitly define more than one function.

Here's a familiar example.

### Example 4.38: Derivative of Circle Equation

*The equation  $r^2 = x^2 + y^2$  describes a circle of radius  $r$ . The circle is not a function  $y = f(x)$  because for some values of  $x$  there are two corresponding values of  $y$ . If we want to work with a function, we can break the circle into two pieces, the upper and lower semicircles, each of which is a function. Let's call these  $y = U(x)$  and  $y = L(x)$ ; in fact this is a fairly simple example, and it's possible to give explicit expressions for these:  $U(x) = \sqrt{r^2 - x^2}$  and  $L(x) = -\sqrt{r^2 - x^2}$ . But it's somewhat easier, and quite useful, to view both functions as given implicitly by  $r^2 = x^2 + y^2$ : both  $r^2 = x^2 + U(x)^2$*

and  $r^2 = x^2 + L(x)^2$  are true, and we can think of  $r^2 = x^2 + y^2$  as defining both  $U(x)$  and  $L(x)$ .

Now we can take the derivative of both sides as before, remembering that  $y$  is not simply a variable but a function—in this case,  $y$  is either  $U(x)$  or  $L(x)$  but we're not yet specifying which one. When we take the derivative we just have to remember to apply the chain rule where  $y$  appears.

$$\begin{aligned}\frac{d}{dx}r^2 &= \frac{d}{dx}(x^2 + y^2) \\ 0 &= 2x + 2yy' \\ y' &= \frac{-2x}{2y} = -\frac{x}{y}\end{aligned}$$

Now we have an expression for  $y'$ , but it contains  $y$  as well as  $x$ . This means that if we want to compute  $y'$  for some particular value of  $x$  we'll have to know or compute  $y$  at that value of  $x$  as well. It is at this point that we will need to know whether  $y$  is  $U(x)$  or  $L(x)$ . Occasionally it will turn out that we can avoid explicit use of  $U(x)$  or  $L(x)$  by the nature of the problem.

#### Example 4.39: Slope of the Circle

Find the slope of the circle  $4 = x^2 + y^2$  at the point  $(1, -\sqrt{3})$ .

**Solution.** Since we know both the  $x$  and  $y$  coordinates of the point of interest, we do not need to explicitly recognize that this point is on  $L(x)$ , and we do not need to use  $L(x)$  to compute  $y$  – but we could. Using the calculation of  $y'$  from above,

$$y' = -\frac{x}{y} = -\frac{1}{-\sqrt{3}} = \frac{1}{\sqrt{3}}.$$

It is instructive to compare this approach to others.

We might have recognized at the start that  $(1, -\sqrt{3})$  is on the function  $y = L(x) = -\sqrt{4 - x^2}$ . We could then take the derivative of  $L(x)$ , using the power rule and the chain rule, to get

$$L'(x) = -\frac{1}{2}(4 - x^2)^{-1/2}(-2x) = \frac{x}{\sqrt{4 - x^2}}.$$

Then we could compute  $L'(1) = 1/\sqrt{3}$  by substituting  $x = 1$ .

Alternately, we could realize that the point is on  $L(x)$ , but use the fact that  $y' = -x/y$ . Since the point is on  $L(x)$  we can replace  $y$  by  $L(x)$  to get

$$y' = -\frac{x}{L(x)} = -\frac{x}{\sqrt{4 - x^2}},$$

without computing the derivative of  $L(x)$  explicitly. Then we substitute  $x = 1$  and get the same answer as before. 

## 4.7. IMPLICIT DIFFERENTIATION

In the case of the circle it is possible to find the functions  $U(x)$  and  $L(x)$  explicitly, but there are potential advantages to using implicit differentiation anyway. In some cases it is more difficult or impossible to find an explicit formula for  $y$  and implicit differentiation is the only way to find the derivative.

### Example 4.40: Derivative of Function defined Implicitly

Find the derivative of any function defined implicitly by  $yx^2 + y^2 = x$ .

**Solution.** We treat  $y$  as an unspecified function and use the chain rule:

$$\begin{aligned}\frac{d}{dx}(yx^2 + y^2) &= \frac{d}{dx}x \\ (y \cdot 2x + y' \cdot x^2) + 2yy' &= 1 \\ y' \cdot x^2 + 2yy' &= -y \cdot 2x \\ y' &= \frac{-2xy}{x^2 + 2y}\end{aligned}$$



### Example 4.41: Derivative of Function defined Implicitly

Find the derivative of any function defined implicitly by  $yx^2 + e^y = x$ .

**Solution.** We treat  $y$  as an unspecified function and use the chain rule:

$$\begin{aligned}\frac{d}{dx}(yx^2 + e^y) &= \frac{d}{dx}x \\ (y \cdot 2x + y' \cdot x^2) + y'e^y &= 1 \\ y'x^2 + y'e^y &= 1 - 2xy \\ y'(x^2 + e^y) &= 1 - 2xy \\ y' &= \frac{1 - 2xy}{x^2 + e^y}\end{aligned}$$



You might think that the step in which we solve for  $y'$  could sometimes be difficult—after all, we're using implicit differentiation here because we can't solve the equation  $yx^2 + e^y = x$  for  $y$ , so maybe after taking the derivative we get something that is hard to solve for  $y'$ . In fact, *this never happens*. All occurrences  $y'$  come from applying the chain rule, and whenever the chain rule is used it deposits a single  $y'$  multiplied by some other expression. So it will always be possible to group the terms containing  $y'$  together and factor out the  $y'$ , just as in the previous example. If you ever get anything more difficult you have made a mistake and should fix it before trying to continue.


It is sometimes the case that a situation leads naturally to an equation that defines a function implicitly.

**Example 4.42: Equation and Derivative of Ellipse**

*Discuss the equation and derivative of the ellipse.*

**Solution.** Consider all the points  $(x, y)$  that have the property that the distance from  $(x, y)$  to  $(x_1, y_1)$  plus the distance from  $(x, y)$  to  $(x_2, y_2)$  is  $2a$  ( $a$  is some constant). These points form an ellipse, which like a circle is not a function but can be viewed as two functions pasted together. Since we know how to write down the distance between two points, we can write down an implicit equation for the ellipse:

$$\sqrt{(x - x_1)^2 + (y - y_1)^2} + \sqrt{(x - x_2)^2 + (y - y_2)^2} = 2a.$$

Then we can use implicit differentiation to find the slope of the ellipse at any point, though the computation is rather messy. 

**Example 4.43: Derivative of Function defined Implicitly**

Find  $\frac{dy}{dx}$  by implicit differentiation if

$$2x^3 + x^2y - y^9 = 3x + 4.$$

**Solution.** Differentiating both sides with respect to  $x$  gives:

$$6x^2 + \left(2xy + x^2 \frac{dy}{dx}\right) - 9y^8 \frac{dy}{dx} = 3,$$

$$x^2 \frac{dy}{dx} - 9y^8 \frac{dy}{dx} = 3 - 6x^2 - 2xy$$

$$(x^2 - 9y^8) \frac{dy}{dx} = 3 - 6x^2 - 2xy$$

$$\frac{dy}{dx} = \frac{3 - 6x^2 - 2xy}{x^2 - 9y^8}.$$



In the previous examples we had functions involving  $x$  and  $y$ , and we thought of  $y$  as a function of  $x$ . In these problems we differentiated with respect to  $x$ . So when faced with  $x$ 's in the function we differentiated as usual, but when faced with  $y$ 's we differentiated as usual except we multiplied by a  $\frac{dy}{dx}$  for that term because we were using Chain Rule.

In the following example we will assume that both  $x$  and  $y$  are functions of  $t$  and want to differentiate the equation with respect to  $t$ . This means that every time we differentiate an  $x$  we will be using the Chain Rule, so we must multiply by  $\frac{dx}{dt}$ , and whenever we differentiate a  $y$  we multiply by  $\frac{dy}{dt}$ .

## 4.7. IMPLICIT DIFFERENTIATION

### Example 4.44: Derivative of Function of an Additional Variable

Thinking of  $x$  and  $y$  as functions of  $t$ , differentiate the following equation with respect to  $t$ :

$$x^2 + y^2 = 100.$$

**Solution.** Using the Chain Rule we have:

$$2x \frac{dx}{dt} + 2y \frac{dy}{dt} = 0.$$



### Example 4.45: Derivative of Function of an Additional Variable

If  $y = x^3 + 5x$  and  $\frac{dx}{dt} = 7$ , find  $\frac{dy}{dt}$  when  $x = 1$ .

**Solution.** Differentiating each side of the equation  $y = x^3 + 5x$  with respect to  $t$  gives:

$$\frac{dy}{dt} = 3x^2 \frac{dx}{dt} + 5 \frac{dx}{dt}.$$

When  $x = 1$  and  $\frac{dx}{dt} = 7$  we have:

$$\frac{dy}{dt} = 3(1^2)(7) + 5(7) = 21 + 35 = 56.$$



## Logarithmic Differentiation

Previously we've seen how to do the derivative of a number to a function  $(a^{f(x)})'$ , and also a function to a number  $[(f(x))^n]'$ . But what about the derivative of a function to a function  $[(f(x))^{g(x)}]'$ ?

In this case, we use a procedure known as **logarithmic differentiation**.

### Steps for Logarithmic Differentiation

- Take  $\ln$  of both sides of  $y = f(x)$  to get  $\ln y = \ln f(x)$  and simplify using logarithm properties,
- Differentiate implicitly with respect to  $x$  and solve for  $\frac{dy}{dx}$ ,
- Replace  $y$  with its function of  $x$  (i.e.,  $f(x)$ ).

**Example 4.46: Logarithmic Differentiation***Differentiate  $y = x^x$ .***Solution.** We take  $\ln$  of both sides:

$$\ln y = \ln x^x.$$

Using log properties we have:

$$\ln y = x \ln x.$$

Differentiating implicitly gives:

$$\begin{aligned}\frac{y'}{y} &= (1) \ln x + x \frac{1}{x}. \\ \frac{y'}{y} &= \ln x + 1.\end{aligned}$$

Solving for  $y'$  gives:

$$y' = y(1 + \ln x).$$

Replace  $y = x^x$  gives:

$$y' = x^x(1 + \ln x).$$

Another method to find this derivative is as follows:

$$\begin{aligned}\frac{d}{dx}x^x &= \frac{d}{dx}e^{x \ln x} \\ &= \left(\frac{d}{dx}x \ln x\right) e^{x \ln x} \\ &= \left(x \frac{1}{x} + \ln x\right) x^x \\ &= (1 + \ln x)x^x\end{aligned}$$



In fact, logarithmic differentiation can be used on more complicated products and quotients (not just when dealing with functions to the power of functions).

**Example 4.47: Logarithmic Differentiation***Differentiate (assuming  $x > 0$ ):*

$$y = \frac{(x+2)^3(2x+1)^9}{x^8(3x+1)^4}.$$

**Solution.** Using product & quotient rules for this problem is a complete nightmare! Let's apply logarithmic differentiation instead. Take  $\ln$  of both sides:

$$\ln y = \ln \left( \frac{(x+2)^3(2x+1)^9}{x^8(3x+1)^4} \right).$$



## 4.7. IMPLICIT DIFFERENTIATION

Applying log properties:

$$\ln y = \ln ((x+2)^3(2x+1)^9) - \ln (x^8(3x+1)^4).$$

$$\ln y = \ln ((x+2)^3) + \ln ((2x+1)^9) - [\ln (x^8) + \ln ((3x+1)^4)].$$

$$\ln y = 3 \ln(x+2) + 9 \ln(2x+1) - 8 \ln x - 4 \ln(3x+1).$$

Now, differentiating implicitly with respect to  $x$  gives:

$$\frac{y'}{y} = \frac{3}{x+2} + \frac{18}{2x+1} - \frac{8}{x} - \frac{12}{3x+1}.$$

Solving for  $y'$  gives:

$$y' = y \left( \frac{3}{x+2} + \frac{18}{2x+1} - \frac{8}{x} - \frac{12}{3x+1} \right).$$

Replace  $y = \frac{(x+2)^3(2x+1)^9}{x^8(3x+1)^4}$  gives:

$$y' = \frac{(x+2)^3(2x+1)^9}{x^8(3x+1)^4} \left( \frac{3}{x+2} + \frac{18}{2x+1} - \frac{8}{x} - \frac{12}{3x+1} \right).$$



## Exercises for Section 4.7

---

**Exercise 4.7.1.** Find a formula for the derivative  $y'$  at the point  $(x, y)$ :

a)  $y^2 = 1 + x^2$

e)  $\sqrt{x} + \sqrt{y} = 9$

b)  $x^2 + xy + y^2 = 7$

f)  $\tan(x/y) = x + y$

c)  $x^3 + xy^2 = y^3 + yx^2$

g)  $\sin(x + y) = xy$

d)  $4 \cos x \sin y = 1$

h)  $\frac{1}{x} + \frac{1}{y} = 7$

**Exercise 4.7.2.** A hyperbola passing through  $(8, 6)$  consists of all points whose distance from the origin is a constant more than its distance from the point  $(5, 2)$ . Find the slope of the tangent line to the hyperbola at  $(8, 6)$ .

**Exercise 4.7.3.** The graph of the equation  $x^2 - xy + y^2 = 9$  is an ellipse. Find the lines tangent to this curve at the two points where it intersects the  $x$ -axis. Show that these lines are parallel.

**Exercise 4.7.4.** Repeat the previous problem for the points at which the ellipse intersects the  $y$ -axis.

**Exercise 4.7.5.** Find the points on the ellipse from the previous two problems where the slope is horizontal and where it is vertical.

**Exercise 4.7.6.** Find an equation for the tangent line to  $x^4 = y^2 + x^2$  at  $(2, \sqrt{12})$ . (This curve is the **kampyle of Eudoxus**.)

**Exercise 4.7.7.** Find an equation for the tangent line to  $x^{2/3} + y^{2/3} = a^{2/3}$  at a point  $(x_1, y_1)$  on the curve, with  $x_1 \neq 0$  and  $y_1 \neq 0$ . (This curve is an **astroid**.)

**Exercise 4.7.8.** Find an equation for the tangent line to  $(x^2 + y^2)^2 = x^2 - y^2$  at a point  $(x_1, y_1)$  on the curve, with  $x_1 \neq 0, -1, 1$ . (This curve is a **lemniscate**.)

**Exercise 4.7.9.** Two curves are **orthogonal** if at each point of intersection, the angle between their tangent lines is  $\pi/2$ . Two families of curves,  $\mathcal{A}$  and  $\mathcal{B}$ , are **orthogonal trajectories** of each other if given any curve  $C$  in  $\mathcal{A}$  and any curve  $D$  in  $\mathcal{B}$  the curves  $C$  and  $D$  are orthogonal. For example, the family of horizontal lines in the plane is orthogonal to the family of vertical lines in the plane.

a) Show that  $x^2 - y^2 = 5$  is orthogonal to  $4x^2 + 9y^2 = 72$ . (Hint: You need to find the intersection points of the two curves and then show that the product of the derivatives at each intersection point is  $-1$ .)

b) Show that  $x^2 + y^2 = r^2$  is orthogonal to  $y = mx$ . Conclude that the family of circles centered at the origin is an orthogonal trajectory of the family of lines that pass through the origin.

Note that there is a technical issue when  $m = 0$ . The circles fail to be differentiable when they cross the  $x$ -axis. However, the circles are orthogonal to the  $x$ -axis. Explain why. Likewise, the vertical line through the origin requires a separate argument.

c) For  $k \neq 0$  and  $c \neq 0$  show that  $y^2 - x^2 = k$  is orthogonal to  $yx = c$ . In the case where  $k$  and  $c$  are both zero, the curves intersect at the origin. Are the curves  $y^2 - x^2 = 0$  and  $yx = 0$  orthogonal to each other?

d) Suppose that  $m \neq 0$ . Show that the family of curves  $\{y = mx + b \mid b \in \mathbb{R}\}$  is orthogonal to the family of curves  $\{y = -(x/m) + c \mid c \in \mathbb{R}\}$ .

## 4.8 Derivatives of Inverse Functions

Suppose we wanted to find the *derivative of the inverse*, but do not have an actual formula for the inverse function? Then we can use the following derivative formula for the inverse evaluated at  $a$ .

### Derivative of $f^{-1}(a)$

Given an invertible function  $f(x)$ , the derivative of its inverse function  $f^{-1}(x)$  evaluated at  $x = a$  is:

$$[f^{-1}]'(a) = \frac{1}{f'[f^{-1}(a)]}$$

To see why this is true, start with the function  $y = f^{-1}(x)$ . Write this as  $x = f(y)$  and differentiate both sides implicitly with respect to  $x$  using the chain rule:

$$1 = f'(y) \cdot \frac{dy}{dx}.$$

Thus,

$$\frac{dy}{dx} = \frac{1}{f'(y)},$$

## 4.8. DERIVATIVES OF INVERSE FUNCTIONS

but  $y = f^{-1}(x)$ , thus,

$$[f^{-1}]'(x) = \frac{1}{f'[f^{-1}(x)]}.$$

At the point  $x = a$  this becomes:

$$[f^{-1}]'(a) = \frac{1}{f'[f^{-1}(a)]}$$

### Example 4.48: Derivatives of Inverse Functions

Suppose  $f(x) = x^5 + 2x^3 + 7x + 1$ . Find  $[f^{-1}]'(1)$ .

**Solution.** It's difficult to find the inverse of  $f(x)$  (and then take the derivative). Thus, we use the above formula evaluated at 1:

$$[f^{-1}]'(1) = \frac{1}{f'[f^{-1}(1)]}.$$

Note that to use this formula we need to know what  $f^{-1}(1)$  is, and the derivative  $f'(x)$ . To find  $f^{-1}(1)$  we make a table of values (plugging in  $x = -3, -2, -1, 0, 1, 2, 3$  into  $f(x)$ ) and see what value of  $x$  gives 1. We omit the table and simply observe that  $f(0) = 1$ . Thus,

$$f^{-1}(1) = 0.$$

Now we have:

$$[f^{-1}]'(1) = \frac{1}{f'(0)}.$$

The derivative of  $f(x)$  is:

$$f'(x) = 5x^4 + 6x^2 + 7.$$

And so,  $f'(0) = 7$ . Therefore,

$$[f^{-1}]'(1) = \frac{1}{7}.$$



## Exercises for 4.8

---

**Exercise 4.8.1.** Given  $f(x) = 1 + \ln(x - 2)$ , compute  $[f^{-1}]'(1)$ .



# 5. Applications of Derivatives

---

## 5.1 Linear and Higher Order Approximations

---

In this section we explore how to use the derivatives of a function to approximate some values of  $f$ , some changes in the values of  $f$ , and also the roots of  $f$ .

### 5.1.1. Linear Approximations

---

We begin by the first derivative as an application of the tangent line to approximate  $f$ .

Recall that the tangent line to  $f(x)$  at a point  $x = a$  is given by

$$L(x) = f'(a)(x - a) + f(a).$$

The tangent line in this context is also called the **linear approximation** to  $f$  at  $a$ .

If  $f$  is differentiable at  $a$  then  $L$  is a good approximation of  $f$  so long as  $x$  is “not too far” from  $a$ . Put another way, if  $f$  is differentiable at  $a$  then under a microscope  $f$  will look very much like a straight line, and thus will look very much like  $L$ ; since  $L(x)$  is often much easier to compute than  $f(x)$ , then it makes sense to use  $L$  as an approximation. Figure 5.1 shows a tangent line to  $y = x^2$  at three different magnifications.

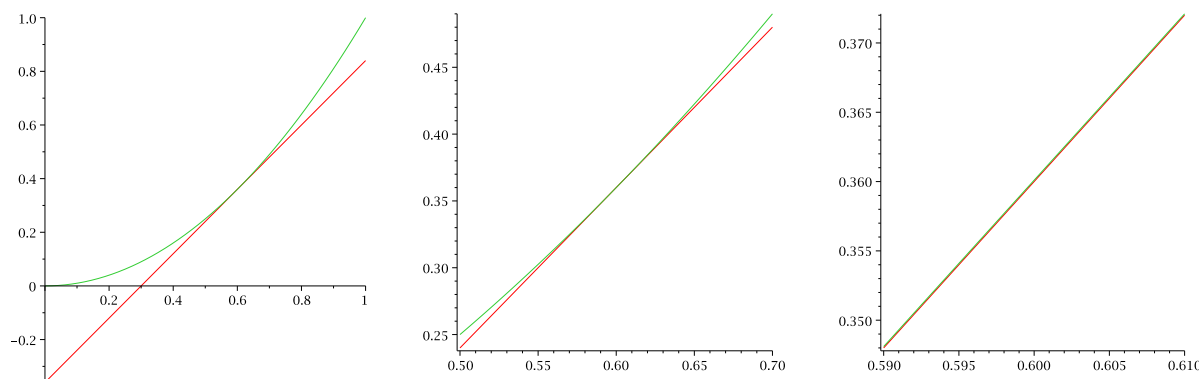


Figure 5.1: The linear approximation to  $y = x^2$ .

Thus in practice if we want to approximate a difficult value of  $f(b)$ , then we may be able to approximate this value using a linear approximation, provided that we can compute the tangent line at some point  $a$  close to  $b$ . Here is an example.

**Example 5.1: Linear Approximation**

Let  $f(x) = \sqrt{x+4}$ , what is  $f(6)$ ?


**Solution.** We are asked to calculate  $f(6) = \sqrt{6+4} = \sqrt{10}$  which is not easy to do without a calculator. However 9 is (relatively) close to 10 and of course  $f(5) = \sqrt{9}$  is easy to compute, and we use this to approximate  $\sqrt{10}$ .

To do so we have  $f'(x) = 1/(2\sqrt{x+4})$ , and thus the linear approximation to  $f$  at  $x = 5$  is

$$L(x) = \left( \frac{1}{2\sqrt{5+4}} \right) (x - 5) + \sqrt{5+4} = \frac{x-5}{6} + 3.$$

Now to estimate  $\sqrt{10}$ , we substitute 6 into the linear approximation instead of  $f(x)$ , to obtain

$$\sqrt{6+4} \approx \frac{6-5}{6} + 3 = \frac{19}{6} = 3\frac{1}{6} = 3.1\bar{6} \approx 3.17$$

It turns out the exact value of  $\sqrt{10}$  is actually 3.16227766... but our estimate of 3.17 was very easy to obtain and is relatively accurate. This estimate is only accurate to one decimal place. 

With modern calculators and computing software it may not appear necessary to use linear approximations, but in fact they are quite useful. For example in cases requiring an explicit numerical approximation, they allow us to get a quick estimate which can be used as a “reality check” on a more complex calculation. Further in some complex calculations involving functions, the linear approximation makes an otherwise intractable calculation possible without serious loss of accuracy.

**Example 5.2: Linear Approximation of Sine**

Find the linear approximation of  $\sin x$  at  $x = 0$ , and use it to compute small values of  $\sin x$ .

**Solution.** If  $f(x) = \sin x$ , then  $f'(x) = \cos x$ , and thus the linear approximation of  $\sin x$  at  $x = 0$  is:

$$L(x) = \cos(0)(x - 0) + \sin(0) = x.$$

Thus when  $x$  is small this is quite a good approximation and is used frequently by engineers and scientists to simplify some calculations.

For example you can use your calculator (in radian mode since the derivative of  $\sin x$  is  $\cos x$  only in radian) to see that

$$\sin(0.1) = 0.099833416\dots$$

and thus  $L(0.1) = 0.1$  is a very good and quick approximation without any calculator! 

## Exercises for 5.1.1

**Exercise 5.1.1.** Find the linearization  $L(x)$  of  $f(x) = \ln(1+x)$  at  $a = 0$ . Use this linearization to approximate  $f(0.1)$ .

**Exercise 5.1.2.** Use linear approximation to estimate  $(1.9)^3$ .

**Exercise 5.1.3.** Show in detail that the linear approximation of  $\sin x$  at  $x = 0$  is  $L(x) = x$  and the linear approximation of  $\cos x$  at  $x = 0$  is  $L(x) = 1$ .

**Exercise 5.1.4.** Use  $f(x) = \sqrt[3]{x+1}$  to approximate  $\sqrt[3]{9}$  by choosing an appropriate point  $x = a$ . Are we over- or under-estimating the value of  $\sqrt[3]{9}$ ? Explain.

### 5.1.2. Differentials

Very much related to linear approximations are the *differentials*  $dx$  and  $dy$ , used not to approximate values of  $f$ , but instead the change (or rise) in the values of  $f$ .

#### Definition 5.3: Differentials $dx$ and $dy$

Let  $y = f(x)$  be a differentiable function. We define a new independent variable  $dx$ , and a new dependent variable  $dy = f'(x) dx$ . Notice that  $dy$  is a function both of  $x$  (since  $f'(x)$  is a function of  $x$ ) and of  $dx$ . We call both  $dx$  and  $dy$  **differentials**.

Now fix a point  $a$  and let  $\Delta x = x - a$  and  $\Delta y = f(x) - f(a)$ . If  $x$  is near  $a$  then  $\Delta x$  is clearly small. If we set  $dx = \Delta x$  then we obtain

$$dy = f'(a) dx \approx \frac{\Delta y}{\Delta x} \Delta x = \Delta y.$$

Thus,  $dy$  can be used to approximate  $\Delta y$ , the actual change in the function  $f$  between  $a$  and  $x$ . This is exactly the approximation given by the tangent line:

$$dy = f'(a)(x - a) = f'(a)(x - a) + f(a) - f(a) = L(x) - f(a).$$

While  $L(x)$  approximates  $f(x)$ ,  $dy$  approximates how  $f(x)$  has changed from  $f(a)$ . Figure 5.2 illustrates the relationships.

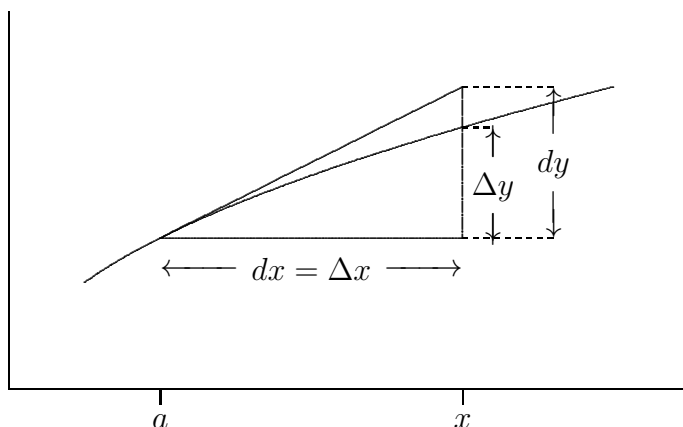


Figure 5.2: Differentials.

Here is a concrete example.

### Example 5.4: Rise of Natural Logarithm

Approximate the rise of  $f(x) = \ln x$  from  $x = 1$  to  $x = 1.1$ , using linear approximation.

**Solution.** Note that  $\ln(1.1)$  is not readily calculated (without a calculator) hence why we wish to use linear approximation to approximate  $f(1.1) - f(1)$ .

We fix  $a = 1$  and as above we have  $\Delta x = x - 1$  and  $\Delta y = f(x) - f(1) = \ln x$ , and obtain


$$dy = f'(1)dx \approx \frac{\Delta y}{\Delta x} \Delta x = \Delta y.$$

But  $f'(x) = 1/x$  and thus  $f'(1) = 1/1 = 1$ , we obtain in this case

$$dy = dx \approx \Delta y.$$

Finally for  $x = 1.1$ , we can easily approximate the rise of  $f$  as

$$f(1.1) - f(1) = \Delta y \approx dy = 1.1 - 1 = 0.1.$$

The correct value of  $\ln(1.1) = \ln 1$  is 0.0953... and thus we were relatively close. 

## Exercises for 5.1.2

---

**Exercise 5.1.5.** Let  $f(x) = x^4$ . If  $a = 1$  and  $dx = \Delta x = 1/2$ , what are  $\Delta y$  and  $dy$ ?

**Exercise 5.1.6.** Let  $f(x) = \sqrt{x}$ . If  $a = 1$  and  $dx = \Delta x = 1/10$ , what are  $\Delta y$  and  $dy$ ?

**Exercise 5.1.7.** Let  $f(x) = \sin(2x)$ . If  $a = \pi$  and  $dx = \Delta x = \pi/100$ , what are  $\Delta y$  and  $dy$ ?

**Exercise 5.1.8.** Use differentials to estimate the amount of paint needed to apply a coat of paint 0.02 cm thick to a sphere with diameter 40 meters. (Recall that the volume of a sphere of radius  $r$  is  $V = (4/3)\pi r^3$ . Notice that you are given that  $dr = 0.02$ .)

### 5.1.3. Taylor Polynomials

---

We can go beyond first order derivatives to create polynomials approximating a function as closely as we wish, these are called *Taylor Polynomials*.

While our linear approximation  $L(x) = f'(a)(x - a) + f(a)$  at a point  $a$  was a polynomial of degree 1 such that both  $L(a) = f(a)$  and  $L'(a) = f'(a)$ , we can now form a polynomial

$$T_n(x) = a_0 + a_1(x - a) + a_2(x - a)^2 + a_3(x - a)^3 + \cdots + a_n(x - a)^n$$

which has the same first  $n$  derivatives at  $x = a$  as the function  $f$ .



## 5.1. LINEAR AND HIGHER ORDER APPROXIMATIONS

By successively computing the derivatives of  $T_n$ , we obtain:

$$\begin{aligned} a_0 &= f(a) = \frac{f(a)}{0!} \\ a_1 &= \frac{f'(a)}{1!} \\ a_2 &= \frac{f''(a)}{2!} \\ &\dots \\ a_k &= \frac{f^{(k)}(a)}{k!} \\ \dots a_n &= \frac{f^{(n)}(a)}{n!} \end{aligned}$$

where  $f^{(k)}(x)$  is the  $k^{\text{th}}$  derivative of  $f(x)$ , and  $n! = n(n-1)(n-2)\dots(2)(1)$ , referred to as *factorial* notation.

Here is an example.

### Example 5.5: Approximate $e$ using Taylor Polynomials

Approximate  $e^x$  using Taylor polynomials at  $a = 0$ , and use this to approximate  $e$ .

**Solution.** In this case we use the function  $f(x) = e^x$  at  $a = 0$ , and therefore

$$T_n(x) = a_0 + a_1x + a_2x^2 + a_3x^3 + \dots + a_nx^n$$

Since all derivatives  $f^{(k)}(x) = e^x$ , we get:

$$\begin{aligned} a_0 &= f(0) = 1 \\ a_1 &= \frac{f'(0)}{1!} = 1 \\ a_2 &= \frac{f''(0)}{2!} = \frac{1}{2!} \\ a_3 &= \frac{f'''(0)}{3!} = \frac{1}{3!} \\ &\dots \\ a_k &= \frac{f^{(k)}(0)}{k!} = \frac{1}{k!} \\ &\dots \\ a_n &= \frac{f^{(n)}(0)}{n!} = \frac{1}{n!} \end{aligned}$$

Thus


$$\begin{aligned} T_1(x) &= 1 + x = L(x) \\ T_2(x) &= 1 + x + \frac{x^2}{2!} \\ T_3(x) &= 1 + x + \frac{x^2}{2!} + \frac{x^3}{3!} \end{aligned}$$

and in general

$$T_n(x) = 1 + x + \frac{x^2}{2!} + \frac{x^3}{3!} + \dots + \frac{x^n}{n!}.$$

Finally we can approximate  $e = f(1)$  by simply calculating  $T_n(1)$ . A few values are:

$$\begin{aligned} T_1(1) &= 1 + 1 = 2 \\ T_2(1) &= 1 + 1 + \frac{1^2}{2!} = 2.5 \\ T_4(1) &= 1 + 1 + \frac{1^2}{2!} + \frac{1^3}{3!} = 2.\bar{6} \\ T_8(1) &= 2.71825396825 \\ T_{20}(1) &= 2.71828182845 \end{aligned}$$

We can continue this way for larger values of  $n$ , but  $T_{20}(1)$  is already a pretty good approximation of  $e$ , and we took only 20 terms! 

A field of mathematics, called **numerical analysis**, can be used to determine the number of terms needed to properly estimate  $e^x$  or any other function to a desired accuracy.

These techniques have several practical applications, one of which is mp3 music encoders who use a truncated expression (like above) to compress an audio track down to 10% or less of the original file size. Though such an encoder is quite sophisticated, and uses a slightly varied underlying formula, the idea is still the same: Take a simple-to-express polynomial representation of a function, and take enough terms to retain all key aspects; in this case, sound quality. An mp3 with a bitrate of 128 is an approximation with 128 terms (at a frequency of  $44kHz$ , *i.e.* 44000 times per second). How good is this new compressed track? The 128 bitrate was originally regarded as CD quality, so evaluating to 128 terms was considered good enough to be indistinguishable to the human ear. More recent study has suggested that 128 terms is not good enough for the keen audiophile, but bitrates of either 160 or 192 have been shown to be more than adequate.

## Exercises for 5.1.3

---

**Exercise 5.1.9.** Find the 5<sup>th</sup> degree Taylor polynomial for  $f(x) = \sin x$  around  $a = 0$ .

- Use this Taylor polynomial to approximate  $\sin(0.1)$ .
- Use a calculator to find  $\sin(0.1)$ . How does this compare to our approximation in part a)?

**Exercise 5.1.10.** Find the 3<sup>rd</sup> degree Taylor polynomial for  $f(x) = \frac{1}{1-x} - 1$  around  $a = 0$ . Explain why this approximation would not be useful for calculating  $f(5)$ .

**Exercise 5.1.11.** Consider  $f(x) = \ln x$  around  $a = 1$ .

- Find a general formula for  $f^{(n)}(x)$  for  $n \geq 1$ .
- Find a general formula for the Taylor Polynomial,  $T_n(x)$ .

## 5.1.4. Newton's Method

---

A well known numeric method is *Newton's Method* (also sometimes referred to as *Newton–Raphson's Method*), named after Isaac Newton and Joseph Raphson. This method is used to find roots, or  $x$ -intercepts, of a function. While we may be able to find the roots of a polynomial which we can easily factor, we saw in the previous chapter on **Limits**, that for example the function  $e^x + x = 0$  has a solution (*i.e.* root, or  $x$ -intercept) at  $x \approx -0.56714$ . By the *Intermediate Value Theorem* we know that the function  $e^x + x = 0$  does have a solution. We cannot here simply solve for such a root algebraically, but we can use a numerical method such as *Newton's*. Such a process is typically classified as an *iterative* method, a name given to a technique which involves repeating similar steps until the desired accuracy is obtained. Many computer *algorithms* are coded with a for-loop, repeating an iterative step to converge to a solution.

The idea is to start with an initial value  $x_0$  (approximating the root), and use linear approximation to create values  $x_1, x_2, \dots$  getting closer and closer to a root.

## 5.1. LINEAR AND HIGHER ORDER APPROXIMATIONS

The first value  $x_1$  corresponds to the intercept of the tangent line of  $f(x_0)$  with the  $x$ -axis, which is:

$$x_1 = x_0 - \frac{f(x_0)}{f'(x_0)}$$

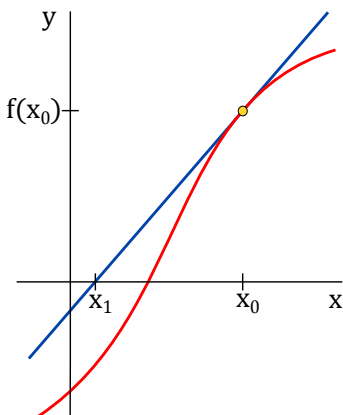


Figure 5.3: First iteration of Newton's Method.

We can see in Figure 5.3, that if we compare the point  $(x_0, 0)$  to  $(x_1, 0)$ , we would likely come to the conclusion that  $(x_1, 0)$  is closer to the actual root of  $f(x)$  than our original guess,  $(x_0, 0)$ . As will be discussed, the choice of  $x_0$  must be done correctly, and it may occur that  $x_1$  does not yield a better estimate of the root.

Newton's method is simply to repeat this process again and again in an effort to obtain a more accurate solution. Thus at the next step we obtain:

$$x_2 = x_1 - \frac{f(x_1)}{f'(x_1)}$$

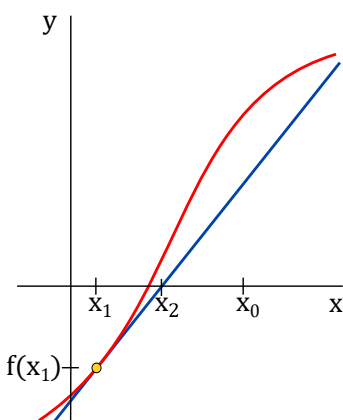


Figure 5.4: Second iteration of Newton's Method.

We can now clearly see how  $(x_2, 0)$  is a better estimate of the root of  $f(x)$ , rather than any of the previous points. Moving forward, we will get:

$$x_3 = x_2 - \frac{f(x_2)}{f'(x_2)}$$

Rest assured,  $(x_3, 0)$  will be an even better estimate of the root! We express the general iterative step as:

$$x_{n+1} = x_n - \frac{f(x_n)}{f'(x_n)}$$

The idea is to iterate these steps to obtain the desired accuracy. Here is an example.

### Example 5.6: Newton method to approximate roots

Use Newton's method to approximate the roots of  $f(x) = x^3 - x + 1$ .

**Solution.** You can try to find solve the equation algebraically to see that this is a difficult task, and thus it make sense to try a numerical method such as Newton's.

To find an initial value  $x_0$ , note that  $f(-1) = -5$  and  $f(0) = 1$ , and by the Intermediate Value Theorem this  $f$  has a root between these two values, and we decide to start with  $x_0 = -1$  (you can try other values to see what happens).

Note that  $f'(x) = 3x^2 - 1$ , and thus we get

$$x_{n+1} = x_n - \frac{f(x_n)}{f'(x_n)} = x_n - \frac{x_n^3 - x_n + 1}{3x_n^2 - 1}$$

Thus we can produce the following values (try it):

$$\begin{aligned} x_0 &= -1 \\ x_1 &= -1.5000 \\ x_2 &= -1.347826.. \\ x_3 &= -1.325200.. \\ x_4 &= -1.324718.. \\ x_5 &= -1.324717.. \\ x_6 &= -1.324717.. \\ &\dots \end{aligned}$$

and we can now approximate the root as  $-1.324717$ . 

As with any numerical method, we need to be aware of the weaknesses of any technique we are using.

5.1. LINEAR AND HIGHER ORDER APPROXIMATIONS

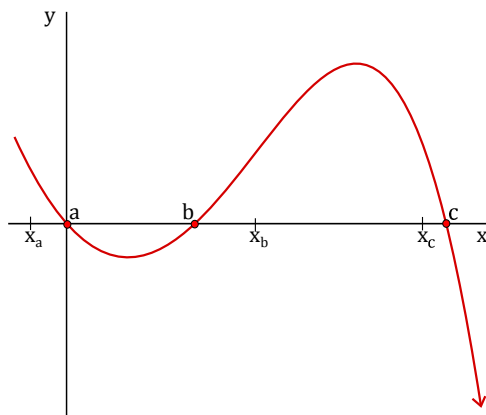


Figure 5.5: Function with three distinct solutions.

If we know our root is somewhere near  $a$ , we would make our guess  $x_0 = a$ . Generally speaking, a good practice is to make our guess as close to the actual root as possible. In some cases we may have no idea where the root is, so it would be prudent to perform the algorithm several times on several different initial guesses and analyze the results.

For example we can see in Figure 5.5 that  $f(x)$  in fact has three roots, and depending on our initial guess, we may get the algorithm to converge to different roots. If we did not know where the roots were, we would try the technique several times. In one instance, if our initial guess was  $x_a$ , we'd likely converge to  $(a, 0)$ . Then if we were to choose another guess,  $x_b$ , then we'd likely converge to  $(b, 0)$ . Eventually, using various initial guesses we'd get one of three roots:  $a$ ,  $b$ , or  $c$ . Under these circumstances we can clearly see the effectiveness of this numeric method.

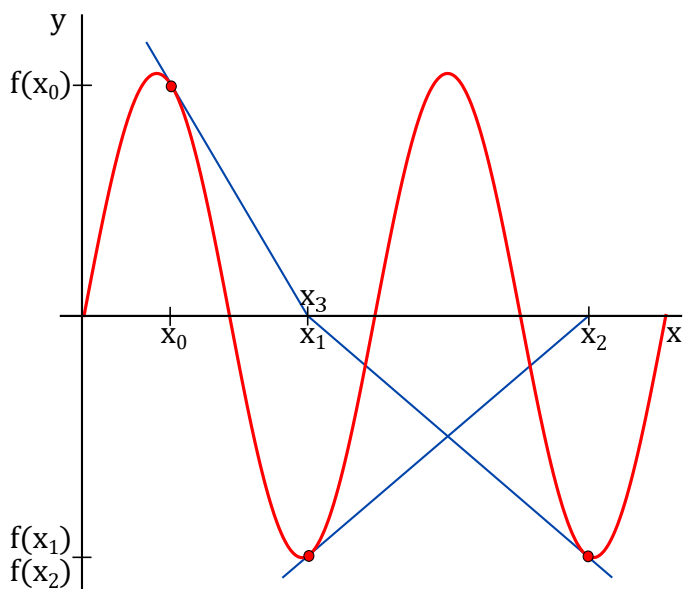


Figure 5.6: Newton's Method applied to  $\sin x$ .

As another example if we attempt to use *Newton's Method* on  $f(x) = \sin x$  using  $x_0 = \pi/2$ , then  $f'(x_0) = 0$  so  $x_1$  is undefined and we cannot proceed. Even in general  $x_{n+1}$  is typically nowhere near  $x_n$ , and in general not converging to the root nearest to our initial guess of  $x_0$ . In effect, the algorithm keeps "bouncing around". An example of which is depicted in Figure 5.6. Based on our initial guess for such a function, the algorithm may or may not converge to a root, or it may or may not converge to the root **closest** to the initial guess. This gives rise to the more common issue: Selection of the initial guess,  $x_0$ .

Here is a summary.

**Key Points in using Newton's method to approximate a root of  $f(x)$**

1. Choosing  $x_0$  as close as possible to the root we wish to find.
2. A guess for  $x_0$  which makes the algorithm "bounce around" is considered *unstable*.
3. Even the smallest changes to  $x_0$  can have drastic effects: We may converge to another root, we may converge very slowly (requiring many more iterations), or we may encounter an unstable point.
4. We may encounter a *stationary point* if we choose  $x_0$  such that  $f'(x) = 0$  (*i.e.* at a critical point!) in which case the algorithm fails.

This is all to say that your initial guess for  $x_0$  can be extremely important.

## Exercises for 5.1.4

**Exercise 5.1.12.** Use *Newton's Method* to find all roots of  $f(x) = 3x^2 - 9x - 12$ . (*Hint: use Intermediate Value Theorem to choose an appropriate  $x_0$* )

**Exercise 5.1.13.** Consider  $f(x) = x^3 - x^2 + x - 1$ .

- a) Using initial approximation  $x_0 = 2$ , find  $x_4$ .
- b) What is the exact value of the root of  $f$ ? How does this compare to our approximation  $x_4$  in part a)?
- c) What would happen if we chose  $x_0 = 0$  as our initial approximation?

**Exercise 5.1.14.** Consider  $f(x) = \sin x$ . What happens when we choose  $x_0 = \pi/2$ ? Explain.

## 5.2 L'Hôpital's Rule

The following application of derivatives allows us to compute certain limits.

### Definition 5.7: Indeterminate Limits

A limit is said to be **indeterminate** if  $\lim_{x \rightarrow a} \frac{f(x)}{g(x)}$  gives rise to one of the following types:

$$\pm \frac{0}{0}, \pm \frac{\infty}{\infty}, \pm "0 \cdot \infty", \text{ or } 1 \frac{\infty}{\infty}.$$

## 5.2. L'HÔPITAL'S RULE

### Theorem 5.8: L'Hôpital's Rule

Given a limit  $\lim_{x \rightarrow a} \frac{f(x)}{g(x)}$  is **indeterminate**, then  $L = \lim_{x \rightarrow a} \frac{f(x)}{g(x)} = \lim_{x \rightarrow a} \frac{f'(x)}{g'(x)}$ .

This theorem is somewhat difficult to prove, in part because it incorporates so many different possibilities, so we will not prove it here. We also will not need to worry about the precise definition of “sufficiently nice”, as the functions we encounter will be suitable.

We should also note that there may be instances where we would need to apply L'Hôpital's Rule multiple times, but we must confirm that  $\lim_{x \rightarrow a} \frac{f'(x)}{g'(x)}$  is still indeterminate before we attempt to apply L'Hôpital's Rule again.

### Example 5.9: L'Hôpital's Rule

Compute  $\lim_{x \rightarrow \pi} \frac{x^2 - \pi^2}{\sin x}$ .

**Solution.** We use L'Hôpital's Rule: Since the numerator and denominator both approach zero,

$$\lim_{x \rightarrow \pi} \frac{x^2 - \pi^2}{\sin x} = \lim_{x \rightarrow \pi} \frac{2x}{\cos x},$$

provided the latter exists. But in fact this is an easy limit, since the denominator now approaches  $-1$ , so

$$\lim_{x \rightarrow \pi} \frac{x^2 - \pi^2}{\sin x} = \frac{2\pi}{-1} = -2\pi.$$



### Example 5.10: L'Hôpital's Rule

Compute  $\lim_{x \rightarrow \infty} \frac{2x^2 - 3x + 7}{x^2 + 47x + 1}$ .

**Solution.** As  $x$  goes to infinity, both the numerator and denominator go to infinity, so we may apply L'Hôpital's Rule:

$$\lim_{x \rightarrow \infty} \frac{2x^2 - 3x + 7}{x^2 + 47x + 1} = \lim_{x \rightarrow \infty} \frac{4x - 3}{2x + 47}.$$

In the second quotient, it is still the case that the numerator and denominator both go to infinity, so we are allowed to use L'Hôpital's Rule again:

$$\lim_{x \rightarrow \infty} \frac{4x - 3}{2x + 47} = \lim_{x \rightarrow \infty} \frac{4}{2} = 2.$$

So the original limit is 2 as well.



**Example 5.11: L'Hôpital's Rule**

Compute  $\lim_{x \rightarrow 0} \frac{\sec x - 1}{\sin x}$ .

**Solution.** Both the numerator and denominator approach zero, so applying L'Hôpital's Rule:

$$\lim_{x \rightarrow 0} \frac{\sec x - 1}{\sin x} = \lim_{x \rightarrow 0} \frac{\sec x \tan x}{\cos x} = \frac{1 \cdot 0}{1} = 0.$$

**Example 5.12: L'Hôpital's Rule**

Compute  $\lim_{x \rightarrow 0^+} x \ln x$ .

**Solution.** This doesn't appear to be suitable for L'Hôpital's Rule, but it also is not "obvious". As  $x$  approaches zero,  $\ln x$  goes to  $-\infty$ , so the product looks like (something very small) · (something very large and negative). This could be anything: it depends on *how small* and *how large* each piece of the function turns out to be. As defined earlier, this is a type of  $\pm "0 \cdot \infty"$ , which is indeterminate. So we can in fact apply L'Hôpital's Rule:

$$x \ln x = \frac{\ln x}{1/x} = \frac{\ln x}{x^{-1}}.$$

Now as  $x$  approaches zero, both the numerator and denominator approach infinity (one  $-\infty$  and one  $+\infty$ , but only the size is important). Using L'Hôpital's Rule:

$$\lim_{x \rightarrow 0^+} \frac{\ln x}{x^{-1}} = \lim_{x \rightarrow 0^+} \frac{1/x}{-x^{-2}} = \lim_{x \rightarrow 0^+} \frac{1}{x} (-x^2) = \lim_{x \rightarrow 0^+} -x = 0.$$

One way to interpret this is that since  $\lim_{x \rightarrow 0^+} x \ln x = 0$ , the  $x$  approaches zero much faster than the  $\ln x$  approaches  $-\infty$ .



Finally, we illustrate how a limit of the type " $1^\infty$ " can be indeterminate.

**Example 5.13: L'Hôpital's Rule**

Evaluate  $\lim_{x \rightarrow 1^+} x^{1/(x-1)}$ .

**Solution.** Plugging in  $x = 1$  (from the right) gives a limit of the type " $1^\infty$ ". To deal with this type of limit we will use logarithms. Let

$$L = \lim_{x \rightarrow 1^+} x^{1/(x-1)}.$$

Now, take the natural log of both sides:

$$\ln L = \lim_{x \rightarrow 1^+} \ln (x^{1/(x-1)}).$$



## 5.2. L'HÔPITAL'S RULE

Using log properties we have:

$$\ln L = \lim_{x \rightarrow 1^+} \frac{\ln x}{x - 1}.$$

The right side limit is now of the type  $0/0$ , therefore, we can apply L'Hôpital's Rule:

$$\ln L = \lim_{x \rightarrow 1^+} \frac{\ln x}{x - 1} = \lim_{x \rightarrow 1^+} \frac{1/x}{1} = 1$$

Thus,  $\ln L = 1$  and hence, our original limit (denoted by  $L$ ) is:  $L = e^1 = e$ . That is,

$$L = \lim_{x \rightarrow 1^+} x^{1/(x-1)} = e.$$

In this case, even though our limit had a type of " $1^\infty$ ", it actually had a value of  $e$ . 

## Exercises for 5.2

---

Compute the following limits.

**Exercise 5.2.1.**  $\lim_{x \rightarrow 0} \frac{\cos x - 1}{\sin x}$

**Exercise 5.2.2.**  $\lim_{x \rightarrow \infty} \frac{e^x}{x^3}$

**Exercise 5.2.3.**  $\lim_{x \rightarrow \infty} \frac{\ln x}{x}$

**Exercise 5.2.4.**  $\lim_{x \rightarrow \infty} \frac{\ln x}{\sqrt{x}}$

**Exercise 5.2.5.**  $\lim_{x \rightarrow 0} \frac{\sqrt{9+x} - 3}{x}$

**Exercise 5.2.6.**  $\lim_{x \rightarrow 2} \frac{2 - \sqrt{x+2}}{4 - x^2}$

**Exercise 5.2.7.**  $\lim_{x \rightarrow 1} \frac{\sqrt{x} - 1}{\sqrt[3]{x} - 1}$

**Exercise 5.2.8.**  $\lim_{x \rightarrow 0} \frac{(1-x)^{1/4} - 1}{x}$

**Exercise 5.2.9.**  $\lim_{t \rightarrow 0} \left( t + \frac{1}{t} \right) ((4-t)^{3/2} - 8)$

**Exercise 5.2.10.**  $\lim_{t \rightarrow 0^+} \left( \frac{1}{t} + \frac{1}{\sqrt{t}} \right) (\sqrt{t+1} - 1)$

**Exercise 5.2.11.**  $\lim_{x \rightarrow 0} \frac{x^2}{\sqrt{2x+1} - 1}$

**Exercise 5.2.12.**  $\lim_{u \rightarrow 1} \frac{(u-1)^3}{(1/u) - u^2 + 3/u - 3}$

**Exercise 5.2.13.**  $\lim_{x \rightarrow 0} \frac{2 + (1/x)}{3 - (2/x)}$

**Exercise 5.2.14.**  $\lim_{x \rightarrow 0^+} \frac{1 + 5/\sqrt{x}}{2 + 1/\sqrt{x}}$

**Exercise 5.2.15.**  $\lim_{x \rightarrow \pi/2} \frac{\cos x}{(\pi/2) - x}$

**Exercise 5.2.16.**  $\lim_{x \rightarrow 0} \frac{e^x - 1}{x}$

**Exercise 5.2.17.**  $\lim_{x \rightarrow 0} \frac{x^2}{e^x - x - 1}$

**Exercise 5.2.18.**  $\lim_{x \rightarrow 1} \frac{\ln x}{x - 1}$

**Exercise 5.2.19.**  $\lim_{x \rightarrow 0} \frac{\ln(x^2 + 1)}{x}$

**Exercise 5.2.20.**  $\lim_{x \rightarrow 1} \frac{x \ln x}{x^2 - 1}$

**Exercise 5.2.21.**  $\lim_{x \rightarrow 0} \frac{\sin(2x)}{\ln(x+1)}$

**Exercise 5.2.22.**  $\lim_{x \rightarrow 1} \frac{x^{1/4} - 1}{x}$

**Exercise 5.2.23.**  $\lim_{x \rightarrow 1} \frac{\sqrt{x} - 1}{x - 1}$

**Exercise 5.2.24.**  $\lim_{x \rightarrow 0} \frac{3x^2 + x + 2}{x - 4}$

**Exercise 5.2.25.**  $\lim_{x \rightarrow 0} \frac{\sqrt{x+1} - 1}{\sqrt{x+4} - 2}$

**Exercise 5.2.26.**  $\lim_{x \rightarrow 0} \frac{\sqrt{x+1} - 1}{\sqrt{x+2} - 2}$

**Exercise 5.2.27.**  $\lim_{x \rightarrow 0^+} \frac{\sqrt{x+1} + 1}{\sqrt{x+1} - 1}$

**Exercise 5.2.28.**  $\lim_{x \rightarrow 0} \frac{\sqrt{x^2+1} - 1}{\sqrt{x+1} - 1}$

**Exercise 5.2.29.**  $\lim_{x \rightarrow 1} (x+5) \left( \frac{1}{2x} + \frac{1}{x+2} \right)$

**Exercise 5.2.30.**  $\lim_{x \rightarrow 2} \frac{x^3 - 6x - 2}{x^3 + 4}$

## 5.3 Curve Sketching

### 5.3.1. Maxima and Minima

A **local maximum** point on a function is a point  $(x, y)$  on the graph of the function whose  $y$  coordinate is larger than all other  $y$  coordinates on the graph at points “close to”  $(x, y)$ . More precisely,  $(x, f(x))$  is a local maximum if there is an interval  $(a, b)$  with  $a < x < b$  and  $f(x) \geq f(z)$  for every  $z$  in  $(a, b)$ . Similarly,  $(x, y)$  is a **local minimum** point if it has locally the smallest  $y$  coordinate. Again being more precise:  $(x, f(x))$  is a local minimum if there is an interval  $(a, b)$  with  $a < x < b$  and  $f(x) \leq f(z)$  for every  $z$  in  $(a, b)$ . A **local extremum** is either a local minimum or a local maximum.

Local maximum and minimum points are quite distinctive on the graph of a function, and are therefore useful in understanding the shape of the graph. In many applied problems we want to find the largest or smallest value that a function achieves (for example, we might want to find the minimum cost at which some task can be performed) and so identifying maximum and minimum points will be useful for applied problems as well. Some examples of local maximum and minimum points are shown in figure 5.7.

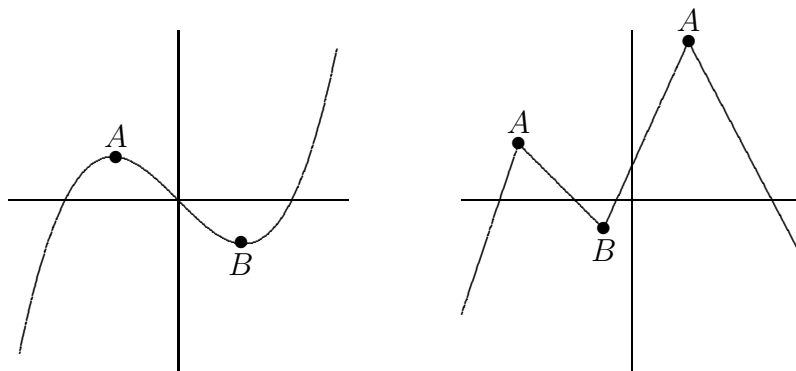


Figure 5.7: Some local maximum points (A) and minimum points (B).

If  $(x, f(x))$  is a point where  $f(x)$  reaches a local maximum or minimum, and if the derivative of  $f$  exists at  $x$ , then the graph has a tangent line and the tangent line must be horizontal. This is important enough to state as a theorem, though we will not prove it.

#### Theorem 5.14: Fermat's Theorem

*If  $f(x)$  has a local extremum at  $x = a$  and  $f$  is differentiable at  $a$ , then  $f'(a) = 0$ .*

Thus, the only points at which a function can have a local maximum or minimum are points at which the derivative is zero, as in the left hand graph in figure 5.7, or the derivative is undefined, as in the right hand graph. Any value of  $x$  for which  $f'(x)$  is zero or undefined is called a **critical value** for  $f$ . When looking for local maximum and minimum points, you are likely to make two sorts of mistakes: You may forget that a maximum or minimum can occur where the derivative does not exist, and so forget to check whether the derivative exists everywhere. You might also assume that any place that the derivative is zero is a local maximum or minimum point, but this is not true. A portion of the graph of  $f(x) = x^3$  is

shown in figure 5.8. The derivative of  $f$  is  $f'(x) = 3x^2$ , and  $f'(0) = 0$ , but there is neither a maximum nor minimum at  $(0, 0)$ .

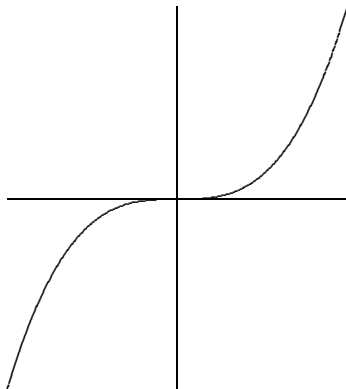


Figure 5.8: No maximum or minimum even though the derivative is zero.

Since the derivative is zero or undefined at both local maximum and local minimum points, we need a way to determine which, if either, actually occurs. The most elementary approach, but one that is often tedious or difficult, is to test directly whether the  $y$  coordinates “near” the potential maximum or minimum are above or below the  $y$  coordinate at the point of interest. Of course, there are too many points “near” the point to test, but a little thought shows we need only test two provided we know that  $f$  is continuous (recall that this means that the graph of  $f$  has no jumps or gaps).

Suppose, for example, that we have identified three points at which  $f'$  is zero or nonexistent:  $(x_1, y_1)$ ,  $(x_2, y_2)$ ,  $(x_3, y_3)$ , and  $x_1 < x_2 < x_3$  (see figure 5.9). Suppose that we compute the value of  $f(a)$  for  $x_1 < a < x_2$ , and that  $f(a) < f(x_2)$ . What can we say about the graph between  $a$  and  $x_2$ ? Could there be a point  $(b, f(b))$ ,  $a < b < x_2$  with  $f(b) > f(x_2)$ ? No: if there were, the graph would go up from  $(a, f(a))$  to  $(b, f(b))$  then down to  $(x_2, f(x_2))$  and somewhere in between would have a local maximum point. (This is not obvious; it is a result of the Extreme Value Theorem.) But at that local maximum point the derivative of  $f$  would be zero or nonexistent, yet we already know that the derivative is zero or nonexistent only at  $x_1$ ,  $x_2$ , and  $x_3$ . The upshot is that one computation tells us that  $(x_2, f(x_2))$  has the largest  $y$  coordinate of any point on the graph near  $x_2$  and to the left of  $x_2$ . We can perform the same test on the right. If we find that on both sides of  $x_2$  the values are smaller, then there must be a local maximum at  $(x_2, f(x_2))$ ; if we find that on both sides of  $x_2$  the values are larger, then there must be a local minimum at  $(x_2, f(x_2))$ ; if we find one of each, then there is neither a local maximum or minimum at  $x_2$ .

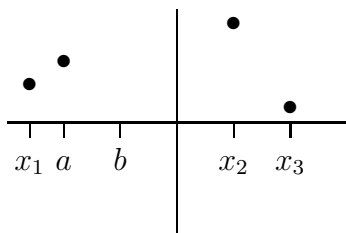


Figure 5.9: Testing for a maximum or minimum.


It is not always easy to compute the value of a function at a particular point. The task

### 5.3. CURVE SKETCHING

is made easier by the availability of calculators and computers, but they have their own drawbacks—they do not always allow us to distinguish between values that are very close together. Nevertheless, because this method is conceptually simple and sometimes easy to perform, you should always consider it.

#### Example 5.15: Simple Cubic

Find all local maximum and minimum points for the function  $f(x) = x^3 - x$ .


**Solution.** The derivative is  $f'(x) = 3x^2 - 1$ . This is defined everywhere and is zero at  $x = \pm\sqrt{3}/3$ . Looking first at  $x = \sqrt{3}/3$ , we see that  $f(\sqrt{3}/3) = -2\sqrt{3}/9$ . Now we test two points on either side of  $x = \sqrt{3}/3$ , making sure that neither is farther away than the nearest critical value; since  $\sqrt{3} < 3$ ,  $\sqrt{3}/3 < 1$ , so we can use  $x = 0$  and  $x = 1$ . Since  $f(0) = 0 > -2\sqrt{3}/9$  and  $f(1) = 0 > -2\sqrt{3}/9$ , there must be a local minimum at  $x = \sqrt{3}/3$ . For  $x = -\sqrt{3}/3$ , we see that  $f(-\sqrt{3}/3) = 2\sqrt{3}/9$ . This time we can use  $x = 0$  and  $x = -1$ , and we find that  $f(-1) = f(0) = 0 < 2\sqrt{3}/9$ , so there must be a local maximum at  $x = -\sqrt{3}/3$ . 

Of course this example is made very simple by our choice of points to test, namely  $x = -1, 0, 1$ . We could have used other values, say  $-5/4, 1/3$ , and  $3/4$ , but this would have made the calculations considerably more tedious, and we should always choose very simple points to test if we can.

#### Example 5.16: Max and Min

Find all local maximum and minimum points for  $f(x) = \sin x + \cos x$ .

**Solution.** The derivative is  $f'(x) = \cos x - \sin x$ . This is always defined and is zero whenever  $\cos x = \sin x$ . Recalling that the  $\cos x$  and  $\sin x$  are the  $x$  and  $y$  coordinates of points on a unit circle, we see that  $\cos x = \sin x$  when  $x$  is  $\pi/4, \pi/4 \pm \pi, \pi/4 \pm 2\pi, \pi/4 \pm 3\pi$ , etc. Since both sine and cosine have a period of  $2\pi$ , we need only determine the status of  $x = \pi/4$  and  $x = 5\pi/4$ . We can use  $0$  and  $\pi/2$  to test the critical value  $x = \pi/4$ . We find that  $f(\pi/4) = \sqrt{2}$ ,  $f(0) = 1 < \sqrt{2}$  and  $f(\pi/2) = 1$ , so there is a local maximum when  $x = \pi/4$  and also when  $x = \pi/4 \pm 2\pi, \pi/4 \pm 4\pi$ , etc. We can summarize this more neatly by saying that there are local maxima at  $\pi/4 \pm 2k\pi$  for every integer  $k$ .

We use  $\pi$  and  $2\pi$  to test the critical value  $x = 5\pi/4$ . The relevant values are  $f(5\pi/4) = -\sqrt{2}$ ,  $f(\pi) = -1 > -\sqrt{2}$ ,  $f(2\pi) = 1 > -\sqrt{2}$ , so there is a local minimum at  $x = 5\pi/4, 5\pi/4 \pm 2\pi, 5\pi/4 \pm 4\pi$ , etc. More succinctly, there are local minima at  $5\pi/4 \pm 2k\pi$  for every integer  $k$ . 

## Exercises for 5.3.1

---

Find all local maximum and minimum points  $(x, y)$  by the method of this section.

**Exercise 5.3.1.**  $y = x^2 - x$

**Exercise 5.3.2.**  $y = 2 + 3x - x^3$

**Exercise 5.3.3.**  $y = x^3 - 9x^2 + 24x$

**Exercise 5.3.4.**  $y = x^4 - 2x^2 + 3$

**Exercise 5.3.5.**  $y = 3x^4 - 4x^3$

**Exercise 5.3.6.**  $y = (x^2 - 1)/x$

**Exercise 5.3.7.**  $y = 3x^2 - (1/x^2)$

**Exercise 5.3.8.**  $y = \cos(2x) - x$

**Exercise 5.3.9.**  $f(x) = x^2 - 98x + 4$

**Exercise 5.3.10.** For any real number  $x$  there is a unique integer  $n$  such that  $n \leq x < n+1$ , and the greatest integer function is defined as  $\lfloor x \rfloor = n$ . Where are the critical values of the greatest integer function? Which are local maxima and which are local minima?

**Exercise 5.3.11.** Explain why the function  $f(x) = 1/x$  has no local maxima or minima.

**Exercise 5.3.12.** How many critical points can a quadratic polynomial function have?

**Exercise 5.3.13.** Show that a cubic polynomial can have at most two critical points. Give examples to show that a cubic polynomial can have zero, one, or two critical points.

**Exercise 5.3.14.** Explore the family of functions  $f(x) = x^3 + cx + 1$  where  $c$  is a constant. How many and what types of local extremes are there? Your answer should depend on the value of  $c$ , that is, different values of  $c$  will give different answers.

**Exercise 5.3.15.** We generalize the preceding two questions. Let  $n$  be a positive integer and let  $f$  be a polynomial of degree  $n$ . How many critical points can  $f$  have? (Hint: Recall the **Fundamental Theorem of Algebra**, which says that a polynomial of degree  $n$  has at most  $n$  roots.)

### 5.3.2. The First Derivative Test

---

The method of the previous section for deciding whether there is a local maximum or minimum at a critical value is not always convenient. We can instead use information about the derivative  $f'(x)$  to decide; since we have already had to compute the derivative to find the critical values, there is often relatively little extra work involved in this method.

How can the derivative tell us whether there is a maximum, minimum, or neither at a point? Suppose that  $f$  is differentiable at and around  $x = a$ , and suppose further that  $f'(a) = 0$ . Then we have several possibilities:

1. There is a local maximum at  $x = a$ . This means  $f'(x) > 0$  as we approach  $x = a$  from the left (i.e. when  $x$  is in the vicinity of  $a$ , and  $x < a$ ). Then  $f'(x) < 0$  as we move to the right of  $x = a$  (i.e. when  $x$  is in the vicinity of  $a$ , and  $x > a$ ).

### 5.3. CURVE SKETCHING


2. There is a local minimum at  $x = a$ . This means  $f'(x) < 0$  as we approach  $x = a$  from the left (i.e. when  $x$  is in the vicinity of  $a$ , and  $x < a$ ). Then  $f'(x) > 0$  as we move to the right of  $x = a$  (i.e. when  $x$  is in the vicinity of  $a$ , and  $x > a$ ).
3. There is neither a local maximum or local minimum at  $x = a$ . If  $f'(x)$  does not change from negative to positive, or from positive to negative, as we move from the left of  $x = a$  to the right of  $x = a$  (that is,  $f'(x)$  is positive on both sides of  $x = a$ , or negative on both sides of  $x = a$ ) then there is neither a maximum nor minimum when  $x = a$ .

See the first graph in figure 5.7 and the graph in figure 5.8 for examples.

#### Example 5.17: Local maximum and minimum

Find all local maximum and minimum points for  $f(x) = \sin x + \cos x$  using the first derivative test.

**Solution.** The derivative is  $f'(x) = \cos x - \sin x$  and from example 5.16 the critical values we need to consider are  $\pi/4$  and  $5\pi/4$ .

We analyze the graphs of  $\sin x$  and  $\cos x$ . Just to the left of  $\pi/4$  the cosine is larger than the sine, so  $f'(x)$  is positive; just to the right the cosine is smaller than the sine, so  $f'(x)$  is negative. This means there is a local maximum at  $\pi/4$ . Just to the left of  $5\pi/4$  the cosine is smaller than the sine, and to the right the cosine is larger than the sine. This means that the derivative  $f'(x)$  is negative to the left and positive to the right, so  $f$  has a local minimum at  $5\pi/4$ . 

## Exercises for 5.3.2

---

Find all critical points and identify them as local maximum points, local minimum points, or neither.

**Exercise 5.3.16.**  $y = x^2 - x$

**Exercise 5.3.17.**  $y = 2 + 3x - x^3$

**Exercise 5.3.18.**  $y = x^3 - 9x^2 + 24x$

**Exercise 5.3.19.**  $y = x^4 - 2x^2 + 3$

**Exercise 5.3.20.**  $y = 3x^4 - 4x^3$

**Exercise 5.3.21.**  $y = (x^2 - 1)/x$

**Exercise 5.3.22.**  $y = 3x^2 - (1/x^2)$

**Exercise 5.3.23.**  $y = \cos(2x) - x$

**Exercise 5.3.24.**  $f(x) = (5 - x)/(x + 2)$

**Exercise 5.3.25.**  $f(x) = |x^2 - 121|$

**Exercise 5.3.26.**  $f(x) = x^3/(x + 1)$

**Exercise 5.3.27.**  $f(x) = \sin^2 x$

**Exercise 5.3.28.** Find the maxima and minima of  $f(x) = \sec x$ .

**Exercise 5.3.29.** Let  $f(\theta) = \cos^2(\theta) - 2\sin(\theta)$ . Find the intervals where  $f$  is increasing and the intervals where  $f$  is decreasing in  $[0, 2\pi]$ . Use this information to classify the critical points of  $f$  as either local maximums, local minimums, or neither.

**Exercise 5.3.30.** Let  $r > 0$ . Find the local maxima and minima of the function  $f(x) = \sqrt{r^2 - x^2}$  on its domain  $[-r, r]$ .

**Exercise 5.3.31.** Let  $f(x) = ax^2 + bx + c$  with  $a \neq 0$ . Show that  $f$  has exactly one critical point using the first derivative test. Give conditions on  $a$  and  $b$  which guarantee that the critical point will be a maximum. It is possible to see this without using calculus at all; explain.

### 5.3.3. The Second Derivative Test

The basis of the first derivative test is that if the derivative changes from positive to negative at a point at which the derivative is zero then there is a local maximum at the point, and similarly for a local minimum. If  $f'$  changes from positive to negative it is decreasing; this means that the derivative of  $f'$ ,  $f''$ , might be negative, and if in fact  $f''$  is negative then  $f'$  is definitely decreasing. From this we determine that there is a local maximum at the point in question. Note that  $f'$  might change from positive to negative while  $f''$  is zero, in which case  $f''$  gives us no information about the critical value. Similarly, if  $f'$  changes from negative to positive there is a local minimum at the point, and  $f'$  is increasing. If  $f'' > 0$  at the point, this tells us that  $f'$  is increasing, and so there is a local minimum.

#### Example 5.18: Second Derivative

Consider again  $f(x) = \sin x + \cos x$ , with  $f'(x) = \cos x - \sin x$  and  $f''(x) = -\sin x - \cos x$ . Use the second derivative test to determine which critical points are local maximum or minima.

**Solution.** Since  $f''(\pi/4) = -\sqrt{2}/2 - \sqrt{2}/2 = -\sqrt{2} < 0$ , we know there is a local maximum at  $\pi/4$ . Since  $f''(5\pi/4) = -(-\sqrt{2}/2) - (-\sqrt{2}/2) = \sqrt{2} > 0$ , there is a local minimum at  $5\pi/4$ .




When it works, the second derivative test is often the easiest way to identify local maximum and minimum points. Sometimes the test fails, and sometimes the second derivative is quite difficult to evaluate; in such cases we must fall back on one of the previous tests.



**Example 5.19: Second Derivative**

Let  $f(x) = x^4$  and  $g(x) = -x^4$ . Classify the critical points of  $f(x)$  and  $g(x)$  as either maximum or minimum.

**Solution.** The derivatives for  $f(x)$  are  $f'(x) = 4x^3$  and  $f''(x) = 12x^2$ . Zero is the only critical value, but  $f''(0) = 0$ , so the second derivative test tells us nothing. However,  $f(x)$  is positive everywhere except at zero, so clearly  $f(x)$  has a local minimum at zero.

On the other hand, for  $g(x) = -x^4$ ,  $g'(x) = -4x^3$  and  $g''(x) = -12x^2$ . So  $g(x)$  also has zero as its only critical value, and the second derivative is again zero, but  $-x^4$  has a local maximum at zero. 

## Exercises for 5.3.3

---

Find all local maximum and minimum points by the second derivative test.

**Exercise 5.3.32.**  $y = x^2 - x$

**Exercise 5.3.33.**  $y = 2 + 3x - x^3$

**Exercise 5.3.34.**  $y = x^3 - 9x^2 + 24x$

**Exercise 5.3.35.**  $y = x^4 - 2x^2 + 3$

**Exercise 5.3.36.**  $y = 3x^4 - 4x^3$

**Exercise 5.3.37.**  $y = (x^2 - 1)/x$

**Exercise 5.3.38.**  $y = 3x^2 - (1/x^2)$

**Exercise 5.3.39.**  $y = \cos(2x) - x$

**Exercise 5.3.40.**  $y = 4x + \sqrt{1 - x}$

**Exercise 5.3.41.**  $y = (x + 1)/\sqrt{5x^2 + 35}$

**Exercise 5.3.42.**  $y = x^5 - x$

**Exercise 5.3.43.**  $y = 6x + \sin 3x$

**Exercise 5.3.44.**  $y = x + 1/x$

**Exercise 5.3.45.**  $y = x^2 + 1/x$

**Exercise 5.3.46.**  $y = (x + 5)^{1/4}$

**Exercise 5.3.47.**  $y = \tan^2 x$

**Exercise 5.3.48.**  $y = \cos^2 x - \sin^2 x$

**Exercise 5.3.49.**  $y = \sin^3 x$

### 5.3.4. Concavity and Inflection Points

We know that the sign of the derivative tells us whether a function is increasing or decreasing; for example, when  $f'(x) > 0$ ,  $f(x)$  is increasing. The sign of the second derivative  $f''(x)$  tells us whether  $f'$  is increasing or decreasing; we have seen that if  $f'$  is zero and increasing at a point then there is a local minimum at the point. If  $f'$  is zero and decreasing at a point then there is a local maximum at the point. Thus, we extracted information about  $f$  from information about  $f''$ .

We can get information from the sign of  $f''$  even when  $f'$  is not zero. Suppose that  $f''(a) > 0$ . This means that near  $x = a$ ,  $f'$  is increasing. If  $f'(a) > 0$ , this means that  $f$  slopes up and is getting steeper; if  $f'(a) < 0$ , this means that  $f$  slopes down and is getting *less* steep. The two situations are shown in figure 5.10. A curve that is shaped like this is called **concave up**.

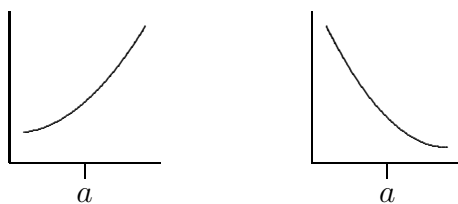


Figure 5.10:  $f''(a) > 0$ :  $f'(a)$  positive and increasing,  $f'(a)$  negative and increasing.

Now suppose that  $f''(a) < 0$ . This means that near  $x = a$ ,  $f'$  is decreasing. If  $f'(a) > 0$ , this means that  $f$  slopes up and is getting less steep; if  $f'(a) < 0$ , this means that  $f$  slopes down and is getting steeper. The two situations are shown in figure 5.11. A curve that is shaped like this is called **concave down**.

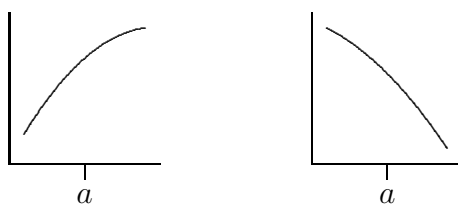



Figure 5.11:  $f''(a) < 0$ :  $f'(a)$  positive and decreasing,  $f'(a)$  negative and decreasing.

If we are trying to understand the shape of the graph of a function, knowing where it is concave up and concave down helps us to get a more accurate picture. Of particular interest are points at which the concavity changes from up to down or down to up; such points are called **inflection points**. If the concavity changes from up to down at  $x = a$ ,  $f''$  changes from positive to the left of  $a$  to negative to the right of  $a$ , and usually  $f''(a) = 0$ . We can identify such points by first finding where  $f''(x)$  is zero and then checking to see whether  $f''(x)$  does in fact go from positive to negative or negative to positive at these points. Note that it is possible that  $f''(a) = 0$  but the concavity is the same on both sides;  $f(x) = x^4$  at  $x = 0$  is an example.

**Example 5.20: Concavity**

Describe the concavity of  $f(x) = x^3 - x$ .

**Solution.** The derivatives are  $f'(x) = 3x^2 - 1$  and  $f''(x) = 6x$ . Since  $f''(0) = 0$ , there is potentially an inflection point at zero. Since  $f''(x) > 0$  when  $x > 0$  and  $f''(x) < 0$  when  $x < 0$  the concavity does change from concave down to concave up at zero, and the curve is concave down for all  $x < 0$  and concave up for all  $x > 0$ . 

Note that we need to compute and analyze the second derivative to understand concavity, so we may as well try to use the second derivative test for maxima and minima. If for some reason this fails we can then try one of the other tests.

## Exercises for 5.3.4

---

Describe the concavity of the functions below.

**Exercise 5.3.50.**  $y = x^2 - x$

**Exercise 5.3.51.**  $y = 2 + 3x - x^3$

**Exercise 5.3.52.**  $y = x^3 - 9x^2 + 24x$

**Exercise 5.3.53.**  $y = x^4 - 2x^2 + 3$

**Exercise 5.3.54.**  $y = 3x^4 - 4x^3$

**Exercise 5.3.55.**  $y = (x^2 - 1)/x$

**Exercise 5.3.56.**  $y = 3x^2 - (1/x^2)$

**Exercise 5.3.57.**  $y = \sin x + \cos x$

**Exercise 5.3.58.**  $y = 4x + \sqrt{1 - x}$

**Exercise 5.3.59.**  $y = (x + 1)/\sqrt{5x^2 + 35}$

**Exercise 5.3.60.**  $y = x^5 - x$

**Exercise 5.3.61.**  $y = 6x + \sin 3x$

**Exercise 5.3.62.**  $y = x + 1/x$

**Exercise 5.3.63.**  $y = x^2 + 1/x$

**Exercise 5.3.64.**  $y = (x + 5)^{1/4}$

**Exercise 5.3.65.**  $y = \tan^2 x$

**Exercise 5.3.66.**  $y = \cos^2 x - \sin^2 x$

**Exercise 5.3.67.**  $y = \sin^3 x$

**Exercise 5.3.68.** Identify the intervals on which the graph of the function  $f(x) = x^4 - 4x^3 + 10$  is of one of these four shapes: concave up and increasing; concave up and decreasing; concave down and increasing; concave down and decreasing.

**Exercise 5.3.69.** Describe the concavity of  $y = x^3 + bx^2 + cx + d$ . You will need to consider different cases, depending on the values of the coefficients.

**Exercise 5.3.70.** Let  $n$  be an integer greater than or equal to two, and suppose  $f$  is a polynomial of degree  $n$ . How many inflection points can  $f$  have? Hint: Use the second derivative test and the fundamental theorem of algebra.

### 5.3.5. Asymptotes and Other Things to Look For

A vertical asymptote is a place where the function becomes infinite, typically because the formula for the function has a denominator that becomes zero. For example, the reciprocal function  $f(x) = 1/x$  has a vertical asymptote at  $x = 0$ , and the function  $\tan x$  has a vertical asymptote at  $x = \pi/2$  (and also at  $x = -\pi/2$ ,  $x = 3\pi/2$ , etc.). Whenever the formula for a function contains a denominator it is worth looking for a vertical asymptote by checking to see if the denominator can ever be zero, and then checking the limit at such points. Note that there is not always a vertical asymptote where the derivative is zero:  $f(x) = (\sin x)/x$  has a zero denominator at  $x = 0$ , but since  $\lim_{x \rightarrow 0} (\sin x)/x = 1$  there is no asymptote there.

A horizontal asymptote is a horizontal line to which  $f(x)$  gets closer and closer as  $x$  approaches  $\infty$  (or as  $x$  approaches  $-\infty$ ). For example, the reciprocal function has the  $x$ -axis for a horizontal asymptote. Horizontal asymptotes can be identified by computing the limits  $\lim_{x \rightarrow \infty} f(x)$  and  $\lim_{x \rightarrow -\infty} f(x)$ . Since  $\lim_{x \rightarrow \infty} 1/x = \lim_{x \rightarrow -\infty} 1/x = 0$ , the line  $y = 0$  (that is, the  $x$ -axis) is a horizontal asymptote in both directions.

Some functions have asymptotes that are neither horizontal nor vertical, but some other line. Such asymptotes are somewhat more difficult to identify and we will ignore them.

If the domain of the function does not extend out to infinity, we should also ask what happens as  $x$  approaches the boundary of the domain. For example, the function  $y = f(x) = 1/\sqrt{r^2 - x^2}$  has domain  $-r < x < r$ , and  $y$  becomes infinite as  $x$  approaches either  $r$  or  $-r$ . In this case we might also identify this behavior because when  $x = \pm r$  the denominator of the function is zero.

If there are any points where the derivative fails to exist (a cusp or corner), then we should take special note of what the function does at such a point.

Finally, it is worthwhile to notice any symmetry. A function  $f(x)$  that has the same value for  $-x$  as for  $x$ , i.e.,  $f(-x) = f(x)$ , is called an “even function.” Its graph is symmetric with respect to the  $y$ -axis. Some examples of even functions are:  $x^n$  when  $n$  is an even number,  $\cos x$ , and  $\sin^2 x$ . On the other hand, a function that satisfies the property  $f(-x) = -f(x)$  is called an “odd function.” Its graph is symmetric with respect to the origin. Some examples of odd functions are:  $x^n$  when  $n$  is an odd number,  $\sin x$ , and  $\tan x$ . Of course, most functions are neither even nor odd, and do not have any particular symmetry.

### 5.3. CURVE SKETCHING

#### Example 5.21: Graph Sketching

Sketch the graph of  $y = f(x)$  where  $f(x) = \frac{2x^2}{x^2 - 1}$

#### Solution.

- The domain is  $\{x : x^2 - 1 \neq 0\} = \{x : x \neq \pm 1\} = (-\infty, -1) \cup (-1, 1) \cup (1, \infty)$
- There is an  $x$ -intercept at  $x = 0$ . The  $y$  intercept is  $y = 0$ .
- $f(-x) = f(x)$ , so  $f$  is an even function (symmetric about  $y$ -axis)
- $\lim_{x \rightarrow \pm\infty} \frac{2x^2}{x^2 - 1} = \lim_{x \rightarrow \pm\infty} \frac{2}{1 - 1/x^2} = 2$ , so  $y = 2$  is a horizontal asymptote.

Now the denominator is 0 at  $x = \pm 1$ , so we compute:

$$\lim_{x \rightarrow 1^+} \frac{2x^2}{x^2 - 1} = +\infty, \quad \lim_{x \rightarrow 1^-} \frac{2x^2}{x^2 - 1} = -\infty, \quad \lim_{x \rightarrow -1^+} \frac{2x^2}{x^2 - 1} = -\infty, \quad \lim_{x \rightarrow -1^-} \frac{2x^2}{x^2 - 1} = +\infty.$$

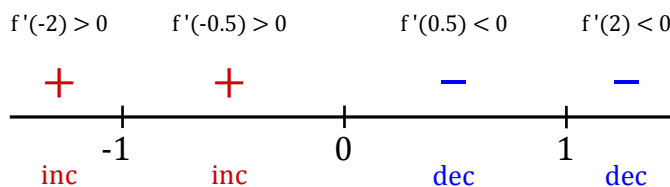
So the lines  $x = 1$  and  $x = -1$  are vertical asymptotes.

- For critical values we take the derivative:

$$f'(x) = \frac{4x(x^2 - 1) - 2x^2 \cdot 2x}{(x^2 - 1)^2} = \frac{-4x}{(x^2 - 1)^2}.$$

Note that  $f'(x) = 0$  when  $x = 0$  (the top is zero). Also,  $f'(x) = DNE$  when  $x = \pm 1$  (the bottom is zero). As  $x = \pm 1$  is *not* in the domain of  $f(x)$ , the only critical number is  $x = 0$  (recall that to be a critical number we need it to be in the domain of the original function).

Drawing a number line and including *all* of the split points of  $f'(x)$  we have:



Thus  $f$  is increasing on  $(-\infty, -1) \cup (-1, 0)$  and decreasing on  $(0, 1) \cup (1, \infty)$ .

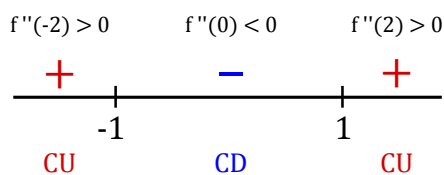
By the first derivative test,  $x = 0$  is a local max.

- For possible inflection points we take the second derivative:

$$f''(x) = \frac{12x^2 + 4}{(x^2 - 1)^3}$$

The top is never zero. Also, the bottom is only zero when  $x = \pm 1$  (neither of which are in the domain of  $f(x)$ ). Thus, there are no possible inflection points to consider.

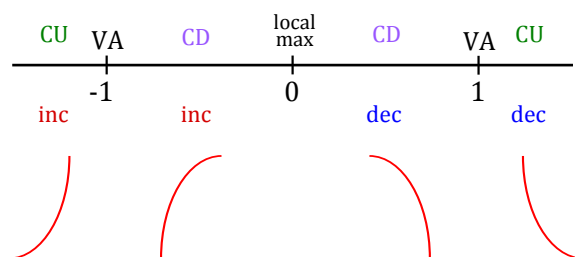
Drawing a number line and including *all* of the split points of  $f''(x)$  we have:



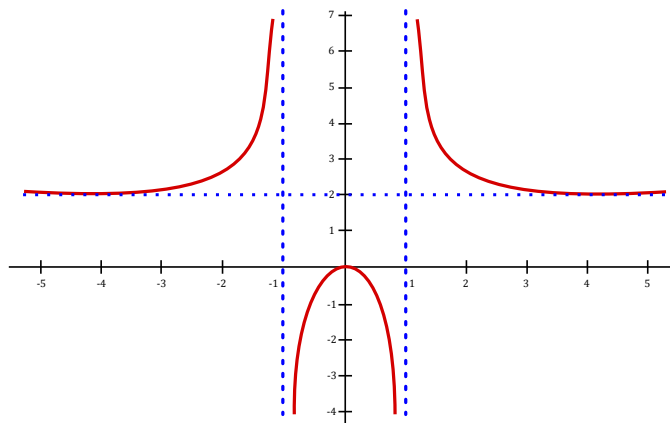
Hence  $f$  is concave up on  $(-\infty, -1) \cup (1, \infty)$ , concave down on  $(-1, 1)$ .

- We put this information together and sketch the graph.

We combine some of this information on a single number line to see what *shape* the graph has on certain intervals:



Note that there is a horizontal asymptote at  $y = 2$  and that the curve has  $x$ -int of  $x = 0$  and  $y$ -int of  $y = 0$ . Therefore, a sketch of  $f(x)$  is as follows:



## Exercises for 5.3.5

Sketch the curves. Identify clearly any interesting features, including local maximum and minimum points, inflection points, asymptotes, and intercepts.

**Exercise 5.3.71.**  $y = x^5 - 5x^4 + 5x^3$

**Exercise 5.3.72.**  $y = x^3 - 3x^2 - 9x + 5$

### 5.3. CURVE SKETCHING

**Exercise 5.3.73.**  $y = (x - 1)^2(x + 3)^{2/3}$

**Exercise 5.3.74.**  $x^2 + x^2y^2 = a^2y^2$ ,  $a > 0$ .

**Exercise 5.3.75.**  $y = xe^x$

**Exercise 5.3.76.**  $y = (e^x + e^{-x})/2$

**Exercise 5.3.77.**  $y = e^{-x} \cos x$

**Exercise 5.3.78.**  $y = e^x - \sin x$

**Exercise 5.3.79.**  $y = e^x/x$

**Exercise 5.3.80.**  $y = 4x + \sqrt{1 - x}$

**Exercise 5.3.81.**  $y = (x + 1)/\sqrt{5x^2 + 35}$

**Exercise 5.3.82.**  $y = x^5 - x$

**Exercise 5.3.83.**  $y = 6x + \sin 3x$

**Exercise 5.3.84.**  $y = x + 1/x$

**Exercise 5.3.85.**  $y = x^2 + 1/x$

**Exercise 5.3.86.**  $y = (x + 5)^{1/4}$

**Exercise 5.3.87.**  $y = \tan^2 x$

**Exercise 5.3.88.**  $y = \cos^2 x - \sin^2 x$

**Exercise 5.3.89.**  $y = \sin^3 x$

**Exercise 5.3.90.**  $y = x(x^2 + 1)$

**Exercise 5.3.91.**  $y = x^3 + 6x^2 + 9x$

**Exercise 5.3.92.**  $y = x/(x^2 - 9)$

**Exercise 5.3.93.**  $y = x^2/(x^2 + 9)$

**Exercise 5.3.94.**  $y = 2\sqrt{x} - x$

**Exercise 5.3.95.**  $y = 3 \sin(x) - \sin^3(x)$ , for  $x \in [0, 2\pi]$

**Exercise 5.3.96.**  $y = (x - 1)/(x^2)$

## 5.4 The Mean Value Theorem

---

Here are two interesting questions involving derivatives:

1. Suppose two different functions have the same derivative; what can you say about the relationship between the two functions?
2. Suppose you drive a car from toll booth on a toll road to another toll booth at an average speed of 70 miles per hour. What can be concluded about your actual speed during the trip? In particular, did you exceed the 65 mile per hour speed limit?

While these sound very different, it turns out that the two problems are very closely related. We know that “speed” is really the derivative by a different name; let’s start by translating the second question into something that may be easier to visualize. Suppose that the function  $f(t)$  gives the position of your car on the toll road at time  $t$ . Your change in position between one toll booth and the next is given by  $f(t_1) - f(t_0)$ , assuming that at time  $t_0$  you were at the first booth and at time  $t_1$  you arrived at the second booth. Your average speed for the trip is  $(f(t_1) - f(t_0))/(t_1 - t_0)$ . If we think about the graph of  $f(t)$ , the average speed is the slope of the line that connects the two points  $(t_0, f(t_0))$  and  $(t_1, f(t_1))$ . Your speed at any particular time  $t$  between  $t_0$  and  $t_1$  is  $f'(t)$ , the slope of the curve. Now question (2) becomes a question about slope. In particular, if the slope between endpoints is 70, what can be said of the slopes at points between the endpoints?

As a general rule, when faced with a new problem it is often a good idea to examine one or more simplified versions of the problem, in the hope that this will lead to an understanding of the original problem. In this case, the problem in its “slope” form is somewhat easier to simplify than the original, but equivalent, problem.

Here is a special instance of the problem. Suppose that  $f(t_0) = f(t_1)$ . Then the two endpoints have the same height and the slope of the line connecting the endpoints is zero. What can we say about the slope between the endpoints? It shouldn’t take much experimentation before you are convinced of the truth of this statement: Somewhere between  $t_0$  and  $t_1$  the slope is exactly zero, that is, somewhere between  $t_0$  and  $t_1$  the slope is equal to the slope of the line between the endpoints. This suggests that perhaps the same is true even if the endpoints are at different heights, and again a bit of experimentation will probably convince you that this is so. But we can do better than “experimentation”—we can prove that this is so.

We start with the simplified version:

### Theorem 5.22: Rolle’s Theorem

*(Rolle’s Theorem) Suppose that  $f(x)$  has a derivative on the interval  $(a, b)$ , is continuous on the interval  $[a, b]$ , and  $f(a) = f(b)$ . Then at some value  $c \in (a, b)$ ,  $f'(c) = 0$ .*

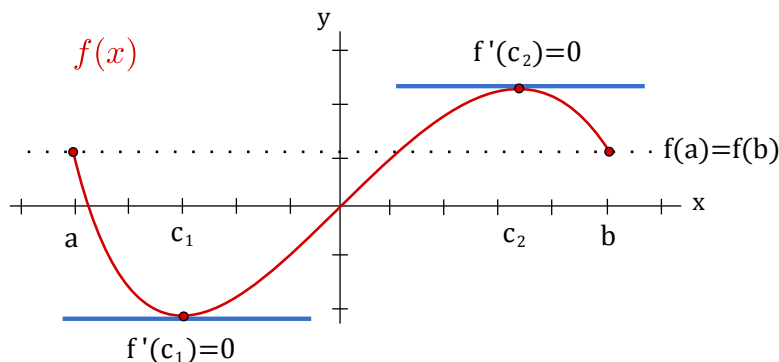
**Proof.** We know that  $f(x)$  has a maximum and minimum value on  $[a, b]$  (because it is continuous), and we also know that the maximum and minimum must occur at an endpoint, at a point at which the derivative is zero, or at a point where the derivative is undefined. Since the derivative is never undefined, that possibility is removed.



## 5.4. THE MEAN VALUE THEOREM

If the maximum or minimum occurs at a point  $c$ , other than an endpoint, where  $f'(c) = 0$ , then we have found the point we seek. Otherwise, the maximum and minimum both occur at an endpoint, and since the endpoints have the same height, the maximum and minimum are the same. This means that  $f(x) = f(a) = f(b)$  at every  $x \in [a, b]$ , so the function is a horizontal line, and it has derivative zero everywhere in  $(a, b)$ . Then we may choose any  $c$  at all to get  $f'(c) = 0$ . ♣

Rolle's Theorem is illustrated below for a function  $f(x)$  where  $f'(x) = 0$  holds for two values of  $x = c_1$  and  $x = c_2$ :



Perhaps remarkably, this special case is all we need to prove the more general one as well.

### Theorem 5.23: Mean Value Theorem

Suppose that  $f(x)$  has a derivative on the interval  $(a, b)$  and is continuous on the interval  $[a, b]$ . Then at some value  $c \in (a, b)$ ,  $f'(c) = \frac{f(b) - f(a)}{b - a}$ .

**Proof.** Let  $m = \frac{f(b) - f(a)}{b - a}$ , and consider a new function  $g(x) = f(x) - m(x - a) - f(a)$ . We know that  $g(x)$  has a derivative everywhere, since  $g'(x) = f'(x) - m$ . We can compute  $g(a) = f(a) - m(a - a) - f(a) = 0$  and

$$\begin{aligned} g(b) &= f(b) - m(b - a) - f(a) &= f(b) - \frac{f(b) - f(a)}{b - a}(b - a) - f(a) \\ &= f(b) - (f(b) - f(a)) - f(a) = 0. \end{aligned}$$

So the height of  $g(x)$  is the same at both endpoints. This means, by Rolle's Theorem, that at some  $c$ ,  $g'(c) = 0$ . But we know that  $g'(c) = f'(c) - m$ , so

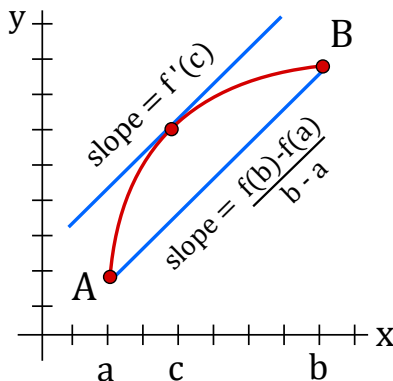
$$0 = f'(c) - m = f'(c) - \frac{f(b) - f(a)}{b - a},$$

which turns into

$$f'(c) = \frac{f(b) - f(a)}{b - a},$$

exactly what we want. ♣

The Mean Value Theorem is illustrated below showing the existence of a point  $x = c$  for a function  $f(x)$  where the tangent line at  $x = c$  (with slope  $f'(c)$ ) is parallel to the secant line connecting  $A(a, f(a))$  and  $B(b, f(b))$  (with slope  $\frac{f(b) - f(a)}{b - a}$ ):



Returning to the original formulation of question (2), we see that if  $f(t)$  gives the position of your car at time  $t$ , then the Mean Value Theorem says that at some time  $c$ ,  $f'(c) = 70$ , that is, at some time you must have been traveling at exactly your average speed for the trip, and that indeed you exceeded the speed limit.

Now let's return to question (1). Suppose, for example, that two functions are known to have derivative equal to 5 everywhere,  $f'(x) = g'(x) = 5$ . It is easy to find such functions:  $5x$ ,  $5x + 47$ ,  $5x - 132$ , etc. Are there other, more complicated, examples? No—the only functions that work are the “obvious” ones, namely,  $5x$  plus some constant. How can we see that this is true?

Although “5” is a very simple derivative, let's look at an even simpler one. Suppose that  $f'(x) = g'(x) = 0$ . Again we can find examples:  $f(x) = 0$ ,  $f(x) = 47$ ,  $f(x) = -511$  all have  $f'(x) = 0$ . Are there non-constant functions  $f$  with derivative 0? No, and here's why: Suppose that  $f(x)$  is not a constant function. This means that there are two points on the function with different heights, say  $f(a) \neq f(b)$ . The Mean Value Theorem tells us that at some point  $c$ ,  $f'(c) = (f(b) - f(a))/(b - a) \neq 0$ . So any non-constant function does not have a derivative that is zero everywhere; this is the same as saying that the only functions with zero derivative are the constant functions.

Let's go back to the slightly less easy example: suppose that  $f'(x) = g'(x) = 5$ . Then  $(f(x) - g(x))' = f'(x) - g'(x) = 5 - 5 = 0$ . So using what we discovered in the previous paragraph, we know that  $f(x) - g(x) = k$ , for some constant  $k$ . So any two functions with derivative 5 must differ by a constant; since  $5x$  is known to work, the only other examples must look like  $5x + k$ .


Now we can extend this to more complicated functions, without any extra work. Suppose that  $f'(x) = g'(x)$ . Then as before  $(f(x) - g(x))' = f'(x) - g'(x) = 0$ , so  $f(x) - g(x) = k$ . Again this means that if we find just a single function  $g(x)$  with a certain derivative, then every other function with the same derivative must be of the form  $g(x) + k$ .

## 5.4. THE MEAN VALUE THEOREM

### Example 5.24: Given Derivative

Describe all functions that have derivative  $5x - 3$ .

**Solution.** It's easy to find one:  $g(x) = (5/2)x^2 - 3x$  has  $g'(x) = 5x - 3$ . The only other functions with the same derivative are therefore of the form  $f(x) = (5/2)x^2 - 3x + k$ .

Alternately, though not obviously, you might have first noticed that  $g(x) = (5/2)x^2 - 3x + 47$  has  $g'(x) = 5x - 3$ . Then every other function with the same derivative must have the form  $f(x) = (5/2)x^2 - 3x + 47 + k$ . This looks different, but it really isn't. The functions of the form  $f(x) = (5/2)x^2 - 3x + k$  are exactly the same as the ones of the form  $f(x) = (5/2)x^2 - 3x + 47 + k$ . For example,  $(5/2)x^2 - 3x + 10$  is the same as  $(5/2)x^2 - 3x + 47 + (-37)$ , and the first is of the first form while the second has the second form. 

This is worth calling a theorem:

### Theorem 5.25: Functions with the Same Derivative

If  $f'(x) = g'(x)$  for every  $x \in (a, b)$ , then for some constant  $k$ ,  $f(x) = g(x) + k$  on the interval  $(a, b)$ .

### Example 5.26: Same Derivative

Describe all functions with derivative  $\sin x + e^x$ . One such function is  $-\cos x + e^x$ , so all such functions have the form  $-\cos x + e^x + k$ .

## Exercises for Section 5.4

---

**Exercise 5.4.1.** Let  $f(x) = x^2$ . Find a value  $c \in (-1, 2)$  so that  $f'(c)$  equals the slope between the endpoints of  $f(x)$  on  $[-1, 2]$ .

**Exercise 5.4.2.** Verify that  $f(x) = x/(x + 2)$  satisfies the hypotheses of the Mean Value Theorem on the interval  $[1, 4]$  and then find all of the values,  $c$ , that satisfy the conclusion of the theorem.

**Exercise 5.4.3.** Verify that  $f(x) = 3x/(x + 7)$  satisfies the hypotheses of the Mean Value Theorem on the interval  $[-2, 6]$  and then find all of the values,  $c$ , that satisfy the conclusion of the theorem.

**Exercise 5.4.4.** Let  $f(x) = \tan x$ . Show that  $f(\pi) = f(2\pi) = 0$  but there is no number  $c \in (\pi, 2\pi)$  such that  $f'(c) = 0$ . Why does this not contradict Rolle's theorem?

**Exercise 5.4.5.** Let  $f(x) = (x - 3)^{-2}$ . Show that there is no value  $c \in (1, 4)$  such that  $f'(c) = (f(4) - f(1))/(4 - 1)$ . Why is this not a contradiction of the Mean Value Theorem?

**Exercise 5.4.6.** Describe all functions with derivative  $x^2 + 47x - 5$ .

**Exercise 5.4.7.** Describe all functions with derivative  $\frac{1}{1+x^2}$ .

**Exercise 5.4.8.** Describe all functions with derivative  $x^3 - \frac{1}{x}$ .

**Exercise 5.4.9.** Describe all functions with derivative  $\sin(2x)$ .

**Exercise 5.4.10.** Show that the equation  $6x^4 - 7x + 1 = 0$  does not have more than two distinct real roots.

**Exercise 5.4.11.** Let  $f$  be differentiable on  $\mathbb{R}$ . Suppose that  $f'(x) \neq 0$  for every  $x$ . Prove that  $f$  has at most one real root.

**Exercise 5.4.12.** Prove that for all real  $x$  and  $y$   $|\cos x - \cos y| \leq |x - y|$ . State and prove an analogous result involving sine.

**Exercise 5.4.13.** Show that  $\sqrt{1+x} \leq 1 + (x/2)$  if  $-1 < x < 1$ .

## 5.5 Optimization Problems

---

Many important applied problems involve finding the best way to accomplish some task. Often this involves finding the maximum or minimum value of some function: the minimum time to make a certain journey, the minimum cost for doing a task, the maximum power that can be generated by a device, and so on. Many of these problems can be solved by finding the appropriate function and then using techniques of calculus to find the maximum or the minimum value required.

Generally such a problem will have the following mathematical form: Find the largest (or smallest) value of  $f(x)$  when  $a \leq x \leq b$ . Sometimes  $a$  or  $b$  are infinite, but frequently the real world imposes some constraint on the values that  $x$  may have.

Such a problem differs in two ways from the local maximum and minimum problems we encountered when graphing functions: We are interested only in the function between  $a$  and  $b$ , and we want to know the largest or smallest value that  $f(x)$  takes on, not merely values that are the largest or smallest in a small interval. That is, we seek not a local maximum or minimum but a *global* (or *absolute*) maximum or minimum.

**Guidelines to solving an optimization problem.**

1. Understand clearly what is to be maximized or minimized and what the constraints are.
2. Draw a diagram (if appropriate) and label it.
3. Decide what the variables are. For example,  $A$  for area,  $r$  for radius,  $C$  for cost.
4. Write a formula for the function for which you wish to find the maximum or minimum.
5. Express that formula in terms of only one variable, that is, in the form  $f(x)$ . Usually this is accomplished by using the given constraints.
6. Set  $f'(x) = 0$  and solve. Check all critical values and endpoints to determine the extreme value(s) of  $f(x)$ .

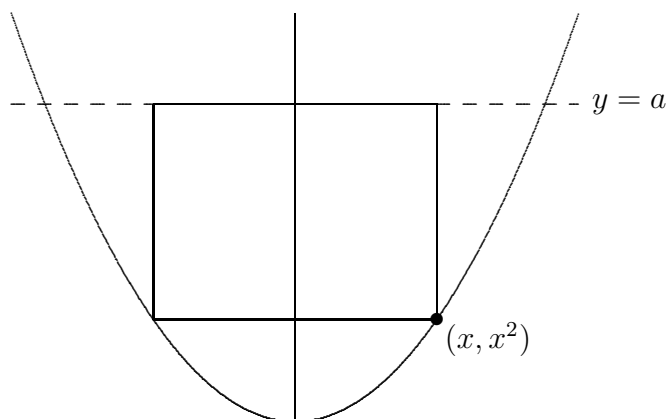


Figure 5.12: Rectangle in a parabola.

**Example 5.27: Largest Rectangle**

Find the largest rectangle (that is, the rectangle with largest area) that fits inside the graph of the parabola  $y = x^2$  below the line  $y = a$  ( $a$  is an unspecified constant value), with the top side of the rectangle on the horizontal line  $y = a$ ; see figure 5.12.)

**Solution.** We want to find the maximum value of some function  $A(x)$  representing area. Perhaps the hardest part of this problem is deciding what  $x$  should represent. The lower right corner of the rectangle is at  $(x, x^2)$ , and once this is chosen the rectangle is completely determined. So we can let the  $x$  in  $A(x)$  be the  $x$  of the parabola  $f(x) = x^2$ . Then the area is

$$A(x) = (2x)(a - x^2) = -2x^3 + 2ax.$$

We want the maximum value of  $A(x)$  when  $x$  is in  $[0, \sqrt{a}]$ . (You might object to allowing  $x = 0$  or  $x = \sqrt{a}$ , since then the “rectangle” has either no width or no height, so is not

“really” a rectangle. But the problem is somewhat easier if we simply allow such rectangles, which have zero area.)

Setting  $0 = A'(x) = 6x^2 + 2a$  we get  $x = \sqrt{a/3}$  as the only critical value. Testing this and the two endpoints, we have  $A(0) = A(\sqrt{a}) = 0$  and  $A(\sqrt{a/3}) = (4/9)\sqrt{3}a^{3/2}$ . The maximum area thus occurs when the rectangle has dimensions  $2\sqrt{a/3} \times (2/3)a$ . ♣

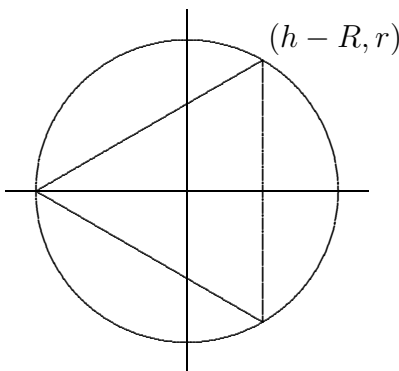


Figure 5.13: Cone in a sphere.

#### Example 5.28: Largest Cone

*If you fit the largest possible cone inside a sphere, what fraction of the volume of the sphere is occupied by the cone? (Here by “cone” we mean a right circular cone, i.e., a cone for which the base is perpendicular to the axis of symmetry, and for which the cross-section cut perpendicular to the axis of symmetry at any point is a circle.)*

**Solution.** Let  $R$  be the radius of the sphere, and let  $r$  and  $h$  be the base radius and height of the cone inside the sphere. What we want to maximize is the volume of the cone:  $\pi r^2 h/3$ . Here  $R$  is a fixed value, but  $r$  and  $h$  can vary. Namely, we could choose  $r$  to be as large as possible—equal to  $R$ —by taking the height equal to  $R$ ; or we could make the cone’s height  $h$  larger at the expense of making  $r$  a little less than  $R$ . See the cross-section depicted in figure 5.13. We have situated the picture in a convenient way relative to the  $x$  and  $y$  axes, namely, with the center of the sphere at the origin and the vertex of the cone at the far left on the  $x$ -axis.

Notice that the function we want to maximize,  $\pi r^2 h/3$ , depends on *two* variables. This is frequently the case, but often the two variables are related in some way so that “really” there is only one variable. So our next step is to find the relationship and use it to solve for one of the variables in terms of the other, so as to have a function of only one variable to maximize. In this problem, the condition is apparent in the figure: the upper corner of the triangle, whose coordinates are  $(h - R, r)$ , must be on the circle of radius  $R$ . That is,

$$(h - R)^2 + r^2 = R^2.$$

We can solve for  $h$  in terms of  $r$  or for  $r$  in terms of  $h$ . Either involves taking a square root, but we notice that the volume function contains  $r^2$ , not  $r$  by itself, so it is easiest to solve for  $r^2$  directly:  $r^2 = R^2 - (h - R)^2$ . Then we substitute the result into  $\pi r^2 h/3$ :

$$V(h) = \pi(R^2 - (h - R)^2)h/3$$

## 5.5. OPTIMIZATION PROBLEMS

$$= -\frac{\pi}{3}h^3 + \frac{2}{3}\pi h^2 R$$

We want to maximize  $V(h)$  when  $h$  is between 0 and  $2R$ . Now we solve  $0 = f'(h) = -\pi h^2 + (4/3)\pi h R$ , getting  $h = 0$  or  $h = 4R/3$ . We compute  $V(0) = V(2R) = 0$  and  $V(4R/3) = (32/81)\pi R^3$ . The maximum is the latter; since the volume of the sphere is  $(4/3)\pi R^3$ , the fraction of the sphere occupied by the cone is

$$\frac{(32/81)\pi R^3}{(4/3)\pi R^3} = \frac{8}{27} \approx 30\%.$$



### Example 5.29: Containers of Given Volume

*You are making cylindrical containers to contain a given volume. Suppose that the top and bottom are made of a material that is  $N$  times as expensive (cost per unit area) as the material used for the lateral side of the cylinder. Find (in terms of  $N$ ) the ratio of height to base radius of the cylinder that minimizes the cost of making the containers.*

**Solution.** Let us first choose letters to represent various things:  $h$  for the height,  $r$  for the base radius,  $V$  for the volume of the cylinder, and  $c$  for the cost per unit area of the lateral side of the cylinder;  $V$  and  $c$  are constants,  $h$  and  $r$  are variables. Now we can write the cost of materials:

$$c(2\pi r h) + Nc(2\pi r^2).$$


Again we have two variables; the relationship is provided by the fixed volume of the cylinder:  $V = \pi r^2 h$ . We use this relationship to eliminate  $h$  (we could eliminate  $r$ , but it's a little easier if we eliminate  $h$ , which appears in only one place in the above formula for cost). The result is

$$f(r) = 2c\pi r \frac{V}{\pi r^2} + 2Nc\pi r^2 = \frac{2cV}{r} + 2Nc\pi r^2.$$

We want to know the minimum value of this function when  $r$  is in  $(0, \infty)$ . We now set  $0 = f'(r) = -2cV/r^2 + 4Nc\pi r$ , giving  $r = \sqrt[3]{V/(2N\pi)}$ . Since  $f''(r) = 4cV/r^3 + 4Nc\pi$  is positive when  $r$  is positive, there is a local minimum at the critical value, and hence a global minimum since there is only one critical value.

Finally, since  $h = V/(\pi r^2)$ ,

$$\frac{h}{r} = \frac{V}{\pi r^3} = \frac{V}{\pi(V/(2N\pi))} = 2N,$$

so the minimum cost occurs when the height  $h$  is  $2N$  times the radius. If, for example, there is no difference in the cost of materials, the height is twice the radius (or the height is equal to the diameter). 


**Example 5.30: Rectangles of Given Area**

*Of all rectangles of area 100, which has the smallest perimeter?*

**Solution.** First we must translate this into a purely mathematical problem in which we want to find the minimum value of a function. If  $x$  denotes one of the sides of the rectangle, then the adjacent side must be  $100/x$  (in order that the area be 100). So the function we want to minimize is

$$f(x) = 2x + 2\frac{100}{x}$$

since the perimeter is twice the length plus twice the width of the rectangle. Not all values of  $x$  make sense in this problem: lengths of sides of rectangles must be positive, so  $x > 0$ . If  $x > 0$  then so is  $100/x$ , so we need no second condition on  $x$ .

We next find  $f'(x)$  and set it equal to zero:  $0 = f'(x) = 2 - 200/x^2$ . Solving  $f'(x) = 0$  for  $x$  gives us  $x = \pm 10$ . We are interested only in  $x > 0$ , so only the value  $x = 10$  is of interest. Since  $f'(x)$  is defined everywhere on the interval  $(0, \infty)$ , there are no more critical values, and there are no endpoints. Is there a local maximum, minimum, or neither at  $x = 10$ ? The second derivative is  $f''(x) = 400/x^3$ , and  $f''(10) > 0$ , so there is a local minimum. Since there is only one critical value, this is also the global minimum, so the rectangle with smallest perimeter is the  $10 \times 10$  square. 

**Example 5.31: Maximize your Profit**

*You want to sell a certain number  $n$  of items in order to maximize your profit. Market research tells you that if you set the price at \$1.50, you will be able to sell 5000 items, and for every 10 cents you lower the price below \$1.50 you will be able to sell another 1000 items. Suppose that your fixed costs (“start-up costs”) total \$2000, and the per item cost of production (“marginal cost”) is \$0.50.*

*Find the price to set per item and the number of items sold in order to maximize profit, and also determine the maximum profit you can get.*

**Solution.** The first step is to convert the problem into a function maximization problem. Since we want to maximize profit by setting the price per item, we should look for a function  $P(x)$  representing the profit when the price per item is  $x$ . Profit is revenue minus costs, and revenue is number of items sold times the price per item, so we get  $P = nx - 2000 - 0.50n$ . The number of items sold is itself a function of  $x$ ,  $n = 5000 + 1000(1.5 - x)/0.10$ , because  $(1.5 - x)/0.10$  is the number of multiples of 10 cents that the price is below \$1.50. Now we substitute for  $n$  in the profit function:

$$\begin{aligned} P(x) &= (5000 + 1000(1.5 - x)/0.10)x - 2000 - 0.5(5000 + 1000(1.5 - x)/0.10) \\ &= -10000x^2 + 25000x - 12000 \end{aligned}$$

We want to know the maximum value of this function when  $x$  is between 0 and 1.5. The derivative is  $P'(x) = -20000x + 25000$ , which is zero when  $x = 1.25$ . Since  $P''(x) = -20000 < 0$ , there must be a local maximum at  $x = 1.25$ , and since this is the only critical



## 5.5. OPTIMIZATION PROBLEMS

value it must be a global maximum as well. (Alternately, we could compute  $P(0) = -12000$ ,  $P(1.25) = 3625$ , and  $P(1.5) = 3000$  and note that  $P(1.25)$  is the maximum of these.) Thus the maximum profit is \$3625, attained when we set the price at \$1.25 and sell 7500 items. ♣

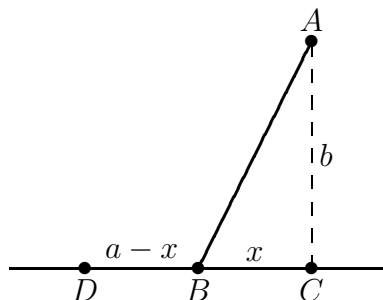


Figure 5.14: Minimizing travel time.

### Example 5.32: Minimize Travel Time

Suppose you want to reach a point  $A$  that is located across the sand from a nearby road (see figure 5.14). Suppose that the road is straight, and  $b$  is the distance from  $A$  to the closest point  $C$  on the road. Let  $v$  be your speed on the road, and let  $w$ , which is less than  $v$ , be your speed on the sand. Right now you are at the point  $D$ , which is a distance  $a$  from  $C$ . At what point  $B$  should you turn off the road and head across the sand in order to minimize your travel time to  $A$ ?

**Solution.** Let  $x$  be the distance short of  $C$  where you turn off, i.e., the distance from  $B$  to  $C$ . We want to minimize the total travel time. Recall that when traveling at constant velocity, time is distance divided by velocity.

You travel the distance  $\overline{DB}$  at speed  $v$ , and then the distance  $\overline{BA}$  at speed  $w$ . Since  $\overline{DB} = a - x$  and, by the Pythagorean theorem,  $\overline{BA} = \sqrt{x^2 + b^2}$ , the total time for the trip is

$$f(x) = \frac{a - x}{v} + \frac{\sqrt{x^2 + b^2}}{w}.$$

We want to find the minimum value of  $f$  when  $x$  is between 0 and  $a$ . As usual we set  $f'(x) = 0$  and solve for  $x$ :

$$\begin{aligned} 0 = f'(x) &= -\frac{1}{v} + \frac{x}{w\sqrt{x^2 + b^2}} \\ w\sqrt{x^2 + b^2} &= vx \\ w^2(x^2 + b^2) &= v^2x^2 \\ w^2b^2 &= (v^2 - w^2)x^2 \\ x &= \frac{wb}{\sqrt{v^2 - w^2}} \end{aligned}$$

Notice that  $a$  does not appear in the last expression, but  $a$  is not irrelevant, since we are interested only in critical values that are in  $[0, a]$ , and  $wb/\sqrt{v^2 - w^2}$  is either in this interval

or not. If it is, we can use the second derivative to test it:


$$f''(x) = \frac{b^2}{(x^2 + b^2)^{3/2}w}.$$

Since this is always positive there is a local minimum at the critical point, and so it is a global minimum as well.

If the critical value is not in  $[0, a]$  it is larger than  $a$ . In this case the minimum must occur at one of the endpoints. We can compute

$$\begin{aligned} f(0) &= \frac{a}{v} + \frac{b}{w} \\ f(a) &= \frac{\sqrt{a^2 + b^2}}{w} \end{aligned}$$

but it is difficult to determine which of these is smaller by direct comparison. If, as is likely in practice, we know the values of  $v$ ,  $w$ ,  $a$ , and  $b$ , then it is easy to determine this. With a little cleverness, however, we can determine the minimum in general. We have seen that  $f''(x)$  is always positive, so the derivative  $f'(x)$  is always increasing. We know that at  $wb/\sqrt{v^2 - w^2}$  the derivative is zero, so for values of  $x$  less than that critical value, the derivative is negative. This means that  $f(0) > f(a)$ , so the minimum occurs when  $x = a$ .

So the upshot is this: If you start farther away from  $C$  than  $wb/\sqrt{v^2 - w^2}$  then you always want to cut across the sand when you are a distance  $wb/\sqrt{v^2 - w^2}$  from point  $C$ . If you start closer than this to  $C$ , you should cut directly across the sand. 

## Exercises for Section 5.5

---

**Exercise 5.5.1.** Find the dimensions of the rectangle of largest area having fixed perimeter 100.

**Exercise 5.5.2.** Find the dimensions of the rectangle of largest area having fixed perimeter  $P$ .

**Exercise 5.5.3.** A box with square base and no top is to hold a volume 100. Find the dimensions of the box that requires the least material for the five sides. Also find the ratio of height to side of the base.

**Exercise 5.5.4.** A box with square base is to hold a volume 200. The bottom and top are formed by folding in flaps from all four sides, so that the bottom and top consist of two layers of cardboard. Find the dimensions of the box that requires the least material. Also find the ratio of height to side of the base.

**Exercise 5.5.5.** A box with square base and no top is to hold a volume  $V$ . Find (in terms of  $V$ ) the dimensions of the box that requires the least material for the five sides. Also find the ratio of height to side of the base. (This ratio will not involve  $V$ .)

## 5.5. OPTIMIZATION PROBLEMS

**Exercise 5.5.6.** You have 100 feet of fence to make a rectangular play area alongside the wall of your house. The wall of the house bounds one side. What is the largest size possible (in square feet) for the play area?

**Exercise 5.5.7.** You have  $l$  feet of fence to make a rectangular play area alongside the wall of your house. The wall of the house bounds one side. What is the largest size possible (in square feet) for the play area?

**Exercise 5.5.8.** Marketing tells you that if you set the price of an item at \$10 then you will be unable to sell it, but that you can sell 500 items for each dollar below \$10 that you set the price. Suppose your fixed costs total \$3000, and your marginal cost is \$2 per item. What is the most profit you can make?

**Exercise 5.5.9.** Find the area of the largest rectangle that fits inside a semicircle of radius 10 (one side of the rectangle is along the diameter of the semicircle).

**Exercise 5.5.10.** Find the area of the largest rectangle that fits inside a semicircle of radius  $r$  (one side of the rectangle is along the diameter of the semicircle).

**Exercise 5.5.11.** For a cylinder with surface area 50, including the top and the bottom, find the ratio of height to base radius that maximizes the volume.

**Exercise 5.5.12.** For a cylinder with given surface area  $S$ , including the top and the bottom, find the ratio of height to base radius that maximizes the volume.

**Exercise 5.5.13.** You want to make cylindrical containers to hold 1 liter using the least amount of construction material. The side is made from a rectangular piece of material, and this can be done with no material wasted. However, the top and bottom are cut from squares of side  $2r$ , so that  $2(2r)^2 = 8r^2$  of material is needed (rather than  $2\pi r^2$ , which is the total area of the top and bottom). Find the dimensions of the container using the least amount of material, and also find the ratio of height to radius for this container.

**Exercise 5.5.14.** You want to make cylindrical containers of a given volume  $V$  using the least amount of construction material. The side is made from a rectangular piece of material, and this can be done with no material wasted. However, the top and bottom are cut from squares of side  $2r$ , so that  $2(2r)^2 = 8r^2$  of material is needed (rather than  $2\pi r^2$ , which is the total area of the top and bottom). Find the optimal ratio of height to radius.

**Exercise 5.5.15.** Given a right circular cone, you put an upside-down cone inside it so that its vertex is at the center of the base of the larger cone and its base is parallel to the base of the larger cone. If you choose the upside-down cone to have the largest possible volume, what fraction of the volume of the larger cone does it occupy? (Let  $H$  and  $R$  be the height and base radius of the larger cone, and let  $h$  and  $r$  be the height and base radius of the smaller cone. Hint: Use similar triangles to get an equation relating  $h$  and  $r$ .)

**Exercise 5.5.16.** A container holding a fixed volume is being made in the shape of a cylinder with a hemispherical top. (The hemispherical top has the same radius as the cylinder.) Find the ratio of height to radius of the cylinder which minimizes the cost of the container if (a) the cost per unit area of the top is twice as great as the cost per unit area of the side, and the container is made with no bottom; (b) the same as in (a), except that the container is made with a circular bottom, for which the cost per unit area is 1.5 times the cost per unit area of the side.

**Exercise 5.5.17.** A piece of cardboard is 1 meter by  $1/2$  meter. A square is to be cut from each corner and the sides folded up to make an open-top box. What are the dimensions of the box with maximum possible volume?

**Exercise 5.5.18.** (a) A square piece of cardboard of side  $a$  is used to make an open-top box by cutting out a small square from each corner and bending up the sides. How large a square should be cut from each corner in order that the box have maximum volume? (b) What if the piece of cardboard used to make the box is a rectangle of sides  $a$  and  $b$ ?

**Exercise 5.5.19.** A window consists of a rectangular piece of clear glass with a semicircular piece of colored glass on top; the colored glass transmits only  $1/2$  as much light per unit area as the clear glass. If the distance from top to bottom (across both the rectangle and the semicircle) is 2 meters and the window may be no more than 1.5 meters wide, find the dimensions of the rectangular portion of the window that lets through the most light.

**Exercise 5.5.20.** A window consists of a rectangular piece of clear glass with a semicircular piece of colored glass on top. Suppose that the colored glass transmits only  $k$  times as much light per unit area as the clear glass ( $k$  is between 0 and 1). If the distance from top to bottom (across both the rectangle and the semicircle) is a fixed distance  $H$ , find (in terms of  $k$ ) the ratio of vertical side to horizontal side of the rectangle for which the window lets through the most light.

**Exercise 5.5.21.** You are designing a poster to contain a fixed amount  $A$  of printing (measured in square centimeters) and have margins of  $a$  centimeters at the top and bottom and  $b$  centimeters at the sides. Find the ratio of vertical dimension to horizontal dimension of the printed area on the poster if you want to minimize the amount of posterboard needed.

**Exercise 5.5.22.** What fraction of the volume of a sphere is taken up by the largest cylinder that can be fit inside the sphere?

**Exercise 5.5.23.** The U.S. post office will accept a box for shipment only if the sum of the length and girth (distance around) is at most 108 in. Find the dimensions of the largest acceptable box with square front and back.

**Exercise 5.5.24.** Find the dimensions of the lightest cylindrical can containing 0.25 liter ( $=250 \text{ cm}^3$ ) if the top and bottom are made of a material that is twice as heavy (per unit area) as the material used for the side.

**Exercise 5.5.25.** A conical paper cup is to hold  $1/4$  of a liter. Find the height and radius of the cone which minimizes the amount of paper needed to make the cup. Use the formula  $\pi r\sqrt{r^2 + h^2}$  for the area of the side of a cone.

**Exercise 5.5.26.** A conical paper cup is to hold a fixed volume of water. Find the ratio of height to base radius of the cone which minimizes the amount of paper needed to make the cup. Use the formula  $\pi r\sqrt{r^2 + h^2}$  for the area of the side of a cone, called the **lateral area** of the cone.

**Exercise 5.5.27.** Find the fraction of the area of a triangle that is occupied by the largest rectangle that can be drawn in the triangle (with one of its sides along a side of the triangle). Show that this fraction does not depend on the dimensions of the given triangle.

**Exercise 5.5.28.** How are your answers to Problem 5.5.8 affected if the cost per item for the  $x$  items, instead of being simply \$2, decreases below \$2 in proportion to  $x$  (because of economy of scale and volume discounts) by 1 cent for each 25 items produced?

## 5.6 Related Rates

Suppose we have two variables  $x$  and  $y$  (in most problems the letters will be different, but for now let's use  $x$  and  $y$ ) which are both changing with time. A “related rates” problem is a problem in which we know one of the rates of change at a given instant—say,  $\dot{x} = dx/dt$ —and we want to find the other rate  $\dot{y} = dy/dt$  at that instant. (The use of  $\dot{x}$  to mean  $dx/dt$  goes back to Newton and is still used for this purpose, especially by physicists.)

If  $y$  is written in terms of  $x$ , i.e.,  $y = f(x)$ , then this is easy to do using the chain rule:


$$\dot{y} = \frac{dy}{dt} = \frac{dy}{dx} \cdot \frac{dx}{dt} = \frac{dy}{dx} \dot{x}.$$

That is, find the derivative of  $f(x)$ , plug in the value of  $x$  at the instant in question, and multiply by the given value of  $\dot{x} = dx/dt$  to get  $\dot{y} = dy/dt$ .

### Example 5.33: Speed at which a Coordinate is Changing

Suppose an object is moving along a path described by  $y = x^2$ , that is, it is moving on a parabolic path. At a particular time, say  $t = 5$ , the  $x$  coordinate is 6 and we measure the speed at which the  $x$  coordinate of the object is changing and find that  $dx/dt = 3$ .

At the same time, how fast is the  $y$  coordinate changing?

**Solution.** Using the chain rule,  $dy/dt = 2x \cdot dx/dt$ . At  $t = 5$  we know that  $x = 6$  and  $dx/dt = 3$ , so  $dy/dt = 2 \cdot 6 \cdot 3 = 36$ . 

In many cases, particularly interesting ones,  $x$  and  $y$  will be related in some other way, for example  $x = f(y)$ , or  $F(x, y) = k$ , or perhaps  $F(x, y) = G(x, y)$ , where  $F(x, y)$  and  $G(x, y)$  are expressions involving both variables. In all cases, you can solve the related rates problem by taking the derivative of both sides, plugging in all the known values (namely,  $x$ ,  $y$ , and  $\dot{x}$ ), and then solving for  $\dot{y}$ .

To summarize, here are the steps in doing a related rates problem.

### Steps for Solving Related Rates Problems

- 1. Decide what the two variables are.
- 2. Find an equation relating them.
- 3. Take  $d/dt$  of both sides.
- 4. Plug in all known values at the instant in question.
- 5. Solve for the unknown rate.

**Example 5.34: Receding Airplanes**

A plane is flying directly away from you at 500 mph at an altitude of 3 miles. How fast is the plane's distance from you increasing at the moment when the plane is flying over a point on the ground 4 miles from you?

**Solution.** To see what's going on, we first draw a schematic representation of the situation, as in figure 5.15.

Because the plane is in level flight directly away from you, the rate at which  $x$  changes is the speed of the plane,  $dx/dt = 500$ . The distance between you and the plane is  $y$ ; it is  $dy/dt$  that we wish to know. By the Pythagorean Theorem we know that  $x^2 + 9 = y^2$ . Taking the derivative:

$$2x\dot{x} = 2y\dot{y}.$$

We are interested in the time at which  $x = 4$ ; at this time we know that  $4^2 + 9 = y^2$ , so  $y = 5$ . Putting together all the information we get

$$2(4)(500) = 2(5)\dot{y}.$$

Thus,  $\dot{y} = 400$  mph. ♣

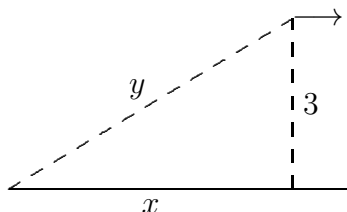


Figure 5.15: Receding airplane.

**Example 5.35: Spherical Balloon**

You are inflating a spherical balloon at the rate of  $7 \text{ cm}^3/\text{sec}$ . How fast is its radius increasing when the radius is 4 cm?

**Solution.** Here the variables are the radius  $r$  and the volume  $V$ . We know  $dV/dt$ , and we want  $dr/dt$ . The two variables are related by the equation  $V = 4\pi r^3/3$ . Taking the derivative of both sides gives  $dV/dt = 4\pi r^2\dot{r}$ . We now substitute the values we know at the instant in question:  $7 = 4\pi 4^2\dot{r}$ , so  $\dot{r} = 7/(64\pi) \text{ cm/sec}$ . ♣

**Example 5.36: Conical Container**

Water is poured into a conical container at the rate of  $10 \text{ cm}^3/\text{sec}$ . The cone points directly down, and it has a height of 30 cm and a base radius of 10 cm; see figure 5.16. How fast is the water level rising when the water is 4 cm deep (at its deepest point)?

**Solution.** The water forms a conical shape within the big cone; its height and base radius and volume are all increasing as water is poured into the container. This means that we actually have three things varying with time: the water level  $h$  (the height of the cone of water), the radius  $r$  of the circular top surface of water (the base radius of the cone of water), and the volume of water  $V$ . The volume of a cone is given by  $V = \pi r^2 h/3$ . We know  $dV/dt$ , and we want  $dh/dt$ . At first something seems to be wrong: we have a third variable,  $r$ , whose rate we don't know.

However, the dimensions of the cone of water must have the same proportions as those of the container. That is, because of similar triangles,  $r/h = 10/30$  so  $r = h/3$ . Now we can eliminate  $r$  from the problem entirely:  $V = \pi(h/3)^2 h/3 = \pi h^3/27$ . We take the derivative of both sides and plug in  $h = 4$  and  $dV/dt = 10$ , obtaining  $10 = (3\pi \cdot 4^2/27)(dh/dt)$ . Thus,  $dh/dt = 90/(16\pi) \text{ cm/sec}$ . ♣

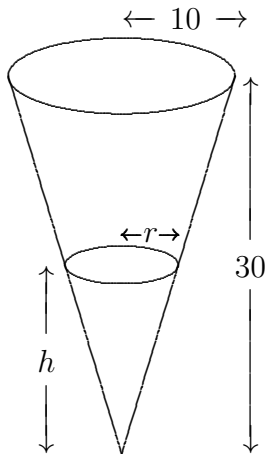


Figure 5.16: Conical water tank.

**Example 5.37: Swing Set**

A swing consists of a board at the end of a 10 ft long rope. Think of the board as a point  $P$  at the end of the rope, and let  $Q$  be the point of attachment at the other end. Suppose that the swing is directly below  $Q$  at time  $t = 0$ , and is being pushed by someone who walks at 6 ft/sec from left to right. Find (a) how fast the swing is rising after 1 sec; (b) the angular speed of the rope in deg/sec after 1 sec.

**Solution.** We start out by asking: What is the geometric quantity whose rate of change we know, and what is the geometric quantity whose rate of change we're being asked about? Note that the person pushing the swing is moving horizontally at a rate we know. In other

words, the horizontal coordinate of  $P$  is increasing at 6 ft/sec. In the  $xy$ -plane let us make the convenient choice of putting the origin at the location of  $P$  at time  $t = 0$ , i.e., a distance 10 directly below the point of attachment. Then the rate we know is  $dx/dt$ , and in part (a) the rate we want is  $dy/dt$  (the rate at which  $P$  is rising). In part (b) the rate we want is  $\dot{\theta} = d\theta/dt$ , where  $\theta$  stands for the angle in radians through which the swing has swung from the vertical. (Actually, since we want our answer in deg/sec, at the end we must convert  $d\theta/dt$  from rad/sec by multiplying by  $180/\pi$ .)

(a) From the diagram we see that we have a right triangle whose legs are  $x$  and  $10 - y$ , and whose hypotenuse is 10. Hence  $x^2 + (10 - y)^2 = 100$ . Taking the derivative of both sides we obtain:  $2x\dot{x} + 2(10 - y)(0 - \dot{y}) = 0$ . We now look at what we know after 1 second, namely  $x = 6$  (because  $x$  started at 0 and has been increasing at the rate of 6 ft/sec for 1 sec), thus  $y = 2$  (because we get  $10 - y = 8$  from the Pythagorean theorem applied to the triangle with hypotenuse 10 and leg 6), and  $\dot{x} = 6$ . Putting in these values gives us  $2 \cdot 6 \cdot 6 - 2 \cdot 8\dot{y} = 0$ , from which we can easily solve for  $\dot{y}$ :  $\dot{y} = 4.5$  ft/sec.

(b) Here our two variables are  $x$  and  $\theta$ , so we want to use the same right triangle as in part (a), but this time relate  $\theta$  to  $x$ . Since the hypotenuse is constant (equal to 10), the best way to do this is to use the sine:  $\sin \theta = x/10$ . Taking derivatives we obtain  $(\cos \theta)\dot{\theta} = 0.1\dot{x}$ . At the instant in question ( $t = 1$  sec), when we have a right triangle with sides 6–8–10,  $\cos \theta = 8/10$  and  $\dot{x} = 6$ . Thus  $(8/10)\dot{\theta} = 6/10$ , i.e.,  $\dot{\theta} = 6/8 = 3/4$  rad/sec, or approximately 43 deg/sec. ♣

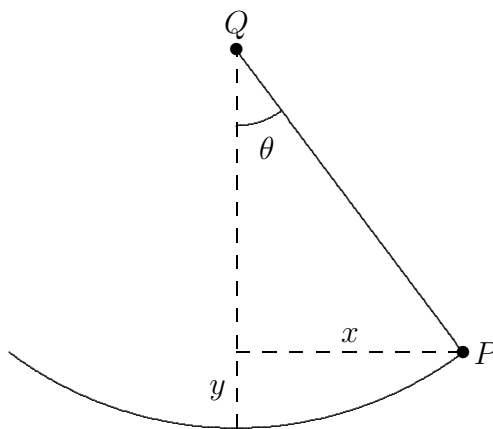


Figure 5.17: Swing.

We have seen that sometimes there are apparently more than two variables that change with time, but in reality there are just two, as the others can be expressed in terms of just two. However sometimes there really are several variables that change with time; as long as you know the rates of change of all but one of them you can find the rate of change of the remaining one. As in the case when there are just two variables, take the derivative of both sides of the equation relating all of the variables, and then substitute all of the known values and solve for the unknown rate.



## 5.6. RELATED RATES

### Example 5.38: Distance Changing Rate

A road running north to south crosses a road going east to west at the point  $P$ . Car A is driving north along the first road, and car B is driving east along the second road. At a particular time car A is 10 kilometers to the north of  $P$  and traveling at 80 km/hr, while car B is 15 kilometers to the east of  $P$  and traveling at 100 km/hr. How fast is the distance between the two cars changing?

**Solution.** Let  $a(t)$  be the distance of car A north of  $P$  at time  $t$ , and  $b(t)$  the distance of car B east of  $P$  at time  $t$ , and let  $c(t)$  be the distance from car A to car B at time  $t$ . By the Pythagorean Theorem,  $c(t)^2 = a(t)^2 + b(t)^2$ . Taking derivatives we get  $2c(t)c'(t) = 2a(t)a'(t) + 2b(t)b'(t)$ , so

$$\dot{c} = \frac{a\dot{a} + b\dot{b}}{c} = \frac{a\dot{a} + b\dot{b}}{\sqrt{a^2 + b^2}}.$$

Substituting known values we get:

$$\dot{c} = \frac{10 \cdot 80 + 15 \cdot 100}{\sqrt{10^2 + 15^2}} = \frac{460}{\sqrt{13}} \approx 127.6 \text{ km/hr}$$

at the time of interest. ♣

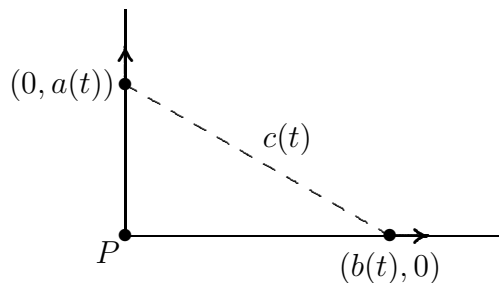


Figure 5.18: Cars moving apart.

Notice how this problem differs from example 5.34. In both cases we started with the Pythagorean Theorem and took derivatives on both sides. However, in example 5.34 one of the sides was a constant (the altitude of the plane), and so the derivative of the square of that side of the triangle was simply zero. In this example, on the other hand, all three sides of the right triangle are variables, even though we are interested in a specific value of each side of the triangle (namely, when the sides have lengths 10 and 15). Make sure that you understand at the start of the problem what are the variables and what are the constants.

## Exercises for Section 5.6

**Exercise 5.6.1.** A cylindrical tank standing upright (with one circular base on the ground) has radius 20 cm. How fast does the water level in the tank drop when the water is being drained at  $25 \text{ cm}^3/\text{sec}$ ?

**Exercise 5.6.2.** A cylindrical tank standing upright (with one circular base on the ground) has radius 1 meter. How fast does the water level in the tank drop when the water is being drained at 3 liters per second?

**Exercise 5.6.3.** A ladder 13 meters long rests on horizontal ground and leans against a vertical wall. The foot of the ladder is pulled away from the wall at the rate of 0.6 m/sec. How fast is the top sliding down the wall when the foot of the ladder is 5 m from the wall?

**Exercise 5.6.4.** A ladder 13 meters long rests on horizontal ground and leans against a vertical wall. The top of the ladder is being pulled up the wall at 0.1 meters per second. How fast is the foot of the ladder approaching the wall when the foot of the ladder is 5 m from the wall?

**Exercise 5.6.5.** A rotating beacon is located 2 miles out in the water. Let  $A$  be the point on the shore that is closest to the beacon. As the beacon rotates at 10 rev/min, the beam of light sweeps down the shore once each time it revolves. Assume that the shore is straight. How fast is the point where the beam hits the shore moving at an instant when the beam is lighting up a point 2 miles along the shore from the point  $A$ ?

**Exercise 5.6.6.** A baseball diamond is a square 90 ft on a side. A player runs from first base to second base at 15 ft/sec. At what rate is the player's distance from third base decreasing when she is half way from first to second base?

**Exercise 5.6.7.** Sand is poured onto a surface at  $15 \text{ cm}^3/\text{sec}$ , forming a conical pile whose base diameter is always equal to its altitude. How fast is the altitude of the pile increasing when the pile is 3 cm high?

**Exercise 5.6.8.** A boat is pulled in to a dock by a rope with one end attached to the front of the boat and the other end passing through a ring attached to the dock at a point 5 ft higher than the front of the boat. The rope is being pulled through the ring at the rate of 0.6 ft/sec. How fast is the boat approaching the dock when 13 ft of rope are out?

**Exercise 5.6.9.** A balloon is at a height of 50 meters, and is rising at the constant rate of 5 m/sec. A bicyclist passes beneath it, traveling in a straight line at the constant speed of 10 m/sec. How fast is the distance between the bicyclist and the balloon increasing 2 seconds later?

**Exercise 5.6.10.** A pyramid-shaped vat has square cross-section and stands on its tip. The dimensions at the top are  $2 \text{ m} \times 2 \text{ m}$ , and the depth is 5 m. If water is flowing into the vat at  $3 \text{ m}^3/\text{min}$ , how fast is the water level rising when the depth of water (at the deepest point) is 4 m? Note: the volume of any "conical" shape (including pyramids) is  $(1/3)(\text{height})(\text{area of base})$ .

**Exercise 5.6.11.** A woman 5 ft tall walks at the rate of 3.5 ft/sec away from a streetlight that is 12 ft above the ground. At what rate is the tip of her shadow moving? At what rate is her shadow lengthening?

**Exercise 5.6.12.** A man 1.8 meters tall walks at the rate of 1 meter per second toward a streetlight that is 4 meters above the ground. At what rate is the tip of his shadow moving? At what rate is his shadow shortening?

## 5.6. RELATED RATES

**Exercise 5.6.13.** *A police helicopter is flying at 150 mph at a constant altitude of 0.5 mile above a straight road. The pilot uses radar to determine that an oncoming car is at a distance of exactly 1 mile from the helicopter, and that this distance is decreasing at 190 mph. Find the speed of the car.*

**Exercise 5.6.14.** *A police helicopter is flying at 200 kilometers per hour at a constant altitude of 1 km above a straight road. The pilot uses radar to determine that an oncoming car is at a distance of exactly 2 kilometers from the helicopter, and that this distance is decreasing at 250 kph. Find the speed of the car.*

**Exercise 5.6.15.** *A light shines from the top of a pole 20 m high. An object is dropped from the same height from a point 10 m away, so that its height at time  $t$  seconds is  $h(t) = 20 - 9.8t^2/2$ . How fast is the object's shadow moving on the ground one second later?*



# 6. Integration

---

## 6.1 Displacement and Area

---

### Example 6.1: Object Moving in a Straight Line

An object moves in a straight line so that its speed at time  $t$  is given by  $v(t) = 3t$  in, say, cm/sec. If the object is at position 10 on the straight line when  $t = 0$ , where is the object at any time  $t$ ?

**Solution.** There are two reasonable ways to approach this problem. If  $s(t)$  is the position of the object at time  $t$ , we know that  $s'(t) = v(t)$ . Based on our knowledge of derivatives, we therefore know that  $s(t) = 3t^2/2 + k$ , and because  $s(0) = 10$  we easily discover that  $k = 10$ , so  $s(t) = 3t^2/2 + 10$ . For example, at  $t = 1$  the object is at position  $3/2 + 10 = 11.5$ . This is certainly the easiest way to deal with this problem. Not all similar problems are so easy, as we will see; the second approach to the problem is more difficult but also more general.

We start by considering how we might approximate a solution. We know that at  $t = 0$  the object is at position 10. How might we approximate its position at, say,  $t = 1$ ? We know that the speed of the object at time  $t = 0$  is 0; if its speed were constant then in the first second the object would not move and its position would still be 10 when  $t = 1$ . In fact, the object will not be too far from 10 at  $t = 1$ , but certainly we can do better. Let's look at the times 0.1, 0.2, 0.3, ..., 1.0, and try approximating the location of the object at each, by supposing that during each tenth of a second the object is going at a constant speed. Since the object initially has speed 0, we again suppose it maintains this speed, but only for a tenth of second; during that time the object would not move. During the tenth of a second from  $t = 0.1$  to  $t = 0.2$ , we suppose that the object is traveling at 0.3 cm/sec, namely, its actual speed at  $t = 0.1$ . In this case the object would travel  $(0.3)(0.1) = 0.03$  centimeters: 0.3 cm/sec times 0.1 seconds. Similarly, between  $t = 0.2$  and  $t = 0.3$  the object would travel  $(0.6)(0.1) = 0.06$  centimeters. Continuing, we get as an approximation that the object travels

$$(0.0)(0.1) + (0.3)(0.1) + (0.6)(0.1) + \cdots + (2.7)(0.1) = 1.35$$

centimeters, ending up at position 11.35. This is a better approximation than 10, certainly, but is still just an approximation. (We know in fact that the object ends up at position 11.5, because we've already done the problem using the first approach.) Presumably, we will get a better approximation if we divide the time into one hundred intervals of a hundredth of a second each, and repeat the process:

$$(0.0)(0.01) + (0.03)(0.01) + (0.06)(0.01) + \cdots + (2.97)(0.01) = 1.485.$$

We thus approximate the position as 11.485. Since we know the exact answer, we can see that this is much closer, but if we did not already know the answer, we wouldn't really know how close.

We can keep this up, but we'll never really know the exact answer if we simply compute more and more examples. Let's instead look at a "typical" approximation. Suppose we divide the time into  $n$  equal intervals, and imagine that on each of these the object travels at a constant speed. Over the first time interval we approximate the distance traveled as  $(0.0)(1/n) = 0$ , as before. During the second time interval, from  $t = 1/n$  to  $t = 2/n$ , the object travels approximately  $3(1/n)(1/n) = 3/n^2$  centimeters. During time interval number  $i$ , the object travels approximately  $3(i-1)/n(1/n) = 3(i-1)/n^2$  centimeters, that is, its speed at time  $(i-1)/n$ ,  $3(i-1)/n$ , times the length of time interval number  $i$ ,  $1/n$ . Adding these up as before, we approximate the distance traveled as

$$(0)\frac{1}{n} + 3\frac{1}{n^2} + 3(2)\frac{1}{n^2} + 3(3)\frac{1}{n^2} + \cdots + 3(n-1)\frac{1}{n^2}$$

centimeters. What can we say about this? At first it looks rather less useful than the concrete calculations we've already done, but in fact a bit of algebra reveals it to be much more useful. We can factor out a 3 and  $1/n^2$  to get

$$\frac{3}{n^2}(0 + 1 + 2 + 3 + \cdots + (n-1)),$$

that is,  $3/n^2$  times the sum of the first  $n-1$  positive integers. Now we make use of a fact you may have run across before, Gauss's Equation:

$$1 + 2 + 3 + \cdots + k = \frac{k(k+1)}{2}.$$

In our case we're interested in  $k = n-1$ , so

$$1 + 2 + 3 + \cdots + (n-1) = \frac{(n-1)(n)}{2} = \frac{n^2 - n}{2}.$$

This simplifies the approximate distance traveled to

$$\frac{3}{n^2} \frac{n^2 - n}{2} = \frac{3}{2} \frac{n^2 - n}{n^2} = \frac{3}{2} \left( \frac{n^2}{n^2} - \frac{n}{n^2} \right) = \frac{3}{2} \left( 1 - \frac{1}{n} \right).$$


Now this is quite easy to understand: as  $n$  gets larger and larger this approximation gets closer and closer to  $(3/2)(1-0) = 3/2$ , so that  $3/2$  is the exact distance traveled during one second, and the final position is 11.5.

So for  $t = 1$ , at least, this rather cumbersome approach gives the same answer as the first approach. But really there's nothing special about  $t = 1$ ; let's just call it  $t$  instead. In this case the approximate distance traveled during time interval number  $i$  is  $3(i-1)(t/n)(t/n) = 3(i-1)t^2/n^2$ , that is, speed  $3(i-1)(t/n)$  times time  $t/n$ , and the total distance traveled is approximately

$$(0)\frac{t}{n} + 3(1)\frac{t^2}{n^2} + 3(2)\frac{t^2}{n^2} + 3(3)\frac{t^2}{n^2} + \cdots + 3(n-1)\frac{t^2}{n^2}.$$

As before we can simplify this to

$$\frac{3t^2}{n^2}(0 + 1 + 2 + \cdots + (n-1)) = \frac{3t^2}{n^2} \frac{n^2 - n}{2} = \frac{3}{2}t^2 \left( 1 - \frac{1}{n} \right).$$

In the limit, as  $n$  gets larger, this gets closer and closer to  $(3/2)t^2$  and the approximated position of the object gets closer and closer to  $(3/2)t^2 + 10$ , so the actual position is  $(3/2)t^2 + 10$ , exactly the answer given by the first approach to the problem. 

## 6.1. DISPLACEMENT AND AREA

### Example 6.2: Area under the Line

Find the area under the curve  $y = 3x$  between  $x = 0$  and any positive value  $x$ .

**Solution.** There is here no obvious analogue to the first approach in the previous example, but the second approach works fine. (Since the function  $y = 3x$  is so simple, there is another approach that works here, but it is even more limited in potential application than is approach number one.) How might we approximate the desired area? We know how to compute areas of rectangles, so we approximate the area by rectangles. Jumping straight to the general case, suppose we divide the interval between 0 and  $x$  into  $n$  equal subintervals, and use a rectangle above each subinterval to approximate the area under the curve. There are many ways we might do this, but let's use the height of the curve at the left endpoint of the subinterval as the height of the rectangle, as in figure 6.1. The height of rectangle number  $i$  is then  $3(i - 1)(x/n)$ , the width is  $x/n$ , and the area is  $3(i - 1)(x^2/n^2)$ . The total area of the rectangles is

$$(0)\frac{x}{n} + 3(1)\frac{x^2}{n^2} + 3(2)\frac{x^2}{n^2} + 3(3)\frac{x^2}{n^2} + \cdots + 3(n - 1)\frac{x^2}{n^2}.$$

By factoring out  $3x^2/n^2$  this simplifies to

$$\frac{3x^2}{n^2}(0 + 1 + 2 + \cdots + (n - 1)) = \frac{3x^2}{n^2} \frac{n^2 - n}{2} = \frac{3}{2}x^2 \left(1 - \frac{1}{n}\right).$$

As  $n$  gets larger this gets closer and closer to  $3x^2/2$ , which must therefore be the true area under the curve. ♣

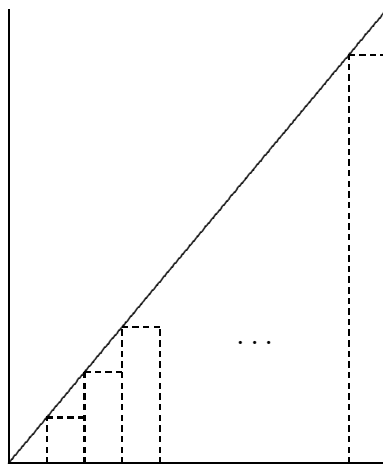


Figure 6.1: Approximating the area under  $y = 3x$  with rectangles.

What you will have noticed, of course, is that while the problem in the second example appears to be much different than the problem in the first example, and while the easy approach to problem one does not appear to apply to problem two, the “approximation” approach works in both, and moreover the *calculations are identical*. As we will see, there are many, many problems that appear much different on the surface but turn out to be the

same as these problems, in the sense that when we try to approximate solutions we end up with mathematics that looks like the two examples, though of course the function involved will not always be so simple.

Even better, we now see that while the second problem did not appear to be amenable to approach one, it can in fact be solved in the same way. The reasoning is this: we know that problem one can be solved easily by finding a function whose derivative is  $3t$ . We also know that mathematically the two problems are the same, because both can be solved by taking a limit of a sum, and the sums are identical. Therefore, we don't really need to compute the limit of either sum because we know that we will get the same answer by computing a function with the derivative  $3t$  or, which is the same thing,  $3x$ .

It's true that the first problem had the added complication of the "10", and we certainly need to be able to deal with such minor variations, but that turns out to be quite simple. The lesson then is this: whenever we can solve a problem by taking the limit of a sum of a certain form, instead of computing the (often nasty) limit we can find a new function with a certain derivative.

## Exercises for Section 6.1

---

**Exercise 6.1.1.** *Suppose an object moves in a straight line so that its speed at time  $t$  is given by  $v(t) = 2t + 2$ , and that at  $t = 1$  the object is at position 5. Find the position of the object at  $t = 2$ .*

**Exercise 6.1.2.** *Suppose an object moves in a straight line so that its speed at time  $t$  is given by  $v(t) = t^2 + 2$ , and that at  $t = 0$  the object is at position 5. Find the position of the object at  $t = 2$ .*

**Exercise 6.1.3.** *Find the area under  $y = 2x$  between  $x = 0$  and any positive value for  $x$ .*

**Exercise 6.1.4.** *Find the area under  $y = 4x$  between  $x = 0$  and any positive value for  $x$ .*

**Exercise 6.1.5.** *Find the area under  $y = 4x$  between  $x = 2$  and any positive value for  $x$  bigger than 2.*

**Exercise 6.1.6.** *Find the area under  $y = 4x$  between any two positive values for  $x$ , say  $a < b$ .*

**Exercise 6.1.7.** *Let  $f(x) = x^2 + 3x + 2$ . Approximate the area under the curve between  $x = 0$  and  $x = 2$  using 4 rectangles and also using 8 rectangles.*

**Exercise 6.1.8.** *Let  $f(x) = x^2 - 2x + 3$ . Approximate the area under the curve between  $x = 1$  and  $x = 3$  using 4 rectangles.*

## 6.2 The Fundamental Theorem of Calculus

---

Let's recast the first example from the previous section. Suppose that the speed of the object is  $3t$  at time  $t$ . How far does the object travel between time  $t = a$  and time  $t = b$ ? We are



## 6.2. THE FUNDAMENTAL THEOREM OF CALCULUS

no longer assuming that we know where the object is at time  $t = 0$  or at any other time. It is certainly true that it is *somewhere*, so let's suppose that at  $t = 0$  the position is  $k$ . Then just as in the example, we know that the position of the object at any time is  $3t^2/2 + k$ . This means that at time  $t = a$  the position is  $3a^2/2 + k$  and at time  $t = b$  the position is  $3b^2/2 + k$ . Therefore the change in position is  $3b^2/2 + k - (3a^2/2 + k) = 3b^2/2 - 3a^2/2$ . Notice that the  $k$  drops out; this means that it doesn't matter that we don't know  $k$ , it doesn't even matter if we use the wrong  $k$ , we get the correct answer.

What about the second approach to this problem, in the new form? We now want to approximate the change in position between time  $a$  and time  $b$ . We take the interval of time between  $a$  and  $b$ , divide it into  $n$  subintervals, and approximate the distance traveled during each. The starting time of subinterval number  $i$  is now  $a + (i - 1)(b - a)/n$ , which we abbreviate as  $t_{i-1}$ , so that  $t_0 = a$ ,  $t_1 = a + (b - a)/n$ , and so on. The speed of the object is  $f(t) = 3t$ , and each subinterval is  $(b - a)/n = \Delta t$  seconds long. The distance traveled during subinterval number  $i$  is approximately  $f(t_{i-1})\Delta t$ , and the total change in distance is approximately

$$f(t_0)\Delta t + f(t_1)\Delta t + \cdots + f(t_{n-1})\Delta t.$$

The exact change in position is the limit of this sum as  $n$  goes to infinity. We abbreviate this sum using **sigma notation**:

$$\sum_{i=0}^{n-1} f(t_i)\Delta t = f(t_0)\Delta t + f(t_1)\Delta t + \cdots + f(t_{n-1})\Delta t.$$

The notation on the left side of the equal sign uses a large capital sigma, a Greek letter, and the left side is an abbreviation for the right side. The answer we seek is

$$\lim_{n \rightarrow \infty} \sum_{i=0}^{n-1} f(t_i)\Delta t.$$

Since this must be the same as the answer we have already obtained, we know that

$$\lim_{n \rightarrow \infty} \sum_{i=0}^{n-1} f(t_i)\Delta t = \frac{3b^2}{2} - \frac{3a^2}{2}.$$

The significance of  $3t^2/2$ , into which we substitute  $t = b$  and  $t = a$ , is of course that it is a function whose derivative is  $f(t)$ . As we have discussed, by the time we know that we want to compute

$$\lim_{n \rightarrow \infty} \sum_{i=0}^{n-1} f(t_i)\Delta t,$$

it no longer matters what  $f(t)$  stands for—it could be a speed, or the height of a curve, or something else entirely. We know that the limit can be computed by finding any function with derivative  $f(t)$ , substituting  $a$  and  $b$ , and subtracting. We summarize this in a theorem. First, we introduce some new notation and terms.

We write

$$\int_a^b f(t) dt = \lim_{n \rightarrow \infty} \sum_{i=0}^{n-1} f(t_i)\Delta t$$

if the limit exists. That is, the left hand side means, or is an abbreviation for, the right hand side. The symbol  $\int$  is called an **integral sign**, and the whole expression is read as “the integral of  $f(t)$  from  $a$  to  $b$ .” What we have learned is that this integral can be computed by finding a function, say  $F(t)$ , with the property that  $F'(t) = f(t)$ , and then computing  $F(b) - F(a)$ . The function  $F(t)$  is called an **antiderivative** of  $f(t)$ . Now the theorem:

**Theorem 6.3: Fundamental Theorem of Calculus**

Suppose that  $f(x)$  is continuous on the interval  $[a, b]$ . If  $F(x)$  is any antiderivative of  $f(x)$ , then

$$\int_a^b f(x) dx = F(b) - F(a).$$

Let's rewrite this slightly:

$$\int_a^x f(t) dt = F(x) - F(a).$$

We've replaced the variable  $x$  by  $t$  and  $b$  by  $x$ . These are just different names for quantities, so the substitution doesn't change the meaning. It does make it easier to think of the two sides of the equation as functions. The expression

$$\int_a^x f(t) dt$$

is a function: plug in a value for  $x$ , get out some other value. The expression  $F(x) - F(a)$  is of course also a function, and it has a nice property:

$$\frac{d}{dx}(F(x) - F(a)) = F'(x) = f(x),$$

since  $F(a)$  is a constant and has derivative zero. In other words, by shifting our point of view slightly, we see that the odd looking function

$$G(x) = \int_a^x f(t) dt$$

has a derivative, and that in fact  $G'(x) = f(x)$ . This is really just a restatement of the Fundamental Theorem of Calculus, and indeed is often called the Fundamental Theorem of Calculus. To avoid confusion, some people call the two versions of the theorem “The Fundamental Theorem of Calculus, part I” and “The Fundamental Theorem of Calculus, part II”, although unfortunately there is no universal agreement as to which is part I and which part II. Since it really is the same theorem, differently stated, some people simply call them both “The Fundamental Theorem of Calculus.”

**Theorem 6.4: Fundamental Theorem of Calculus**

Suppose that  $f(x)$  is continuous on the interval  $[a, b]$  and let

$$G(x) = \int_a^x f(t) dt.$$

Then  $G'(x) = f(x)$ .

## 6.2. THE FUNDAMENTAL THEOREM OF CALCULUS

We have not really proved the Fundamental Theorem. In a nutshell, we gave the following argument to justify it: Suppose we want to know the value of

$$\int_a^b f(t) dt = \lim_{n \rightarrow \infty} \sum_{i=0}^{n-1} f(t_i) \Delta t.$$

We can interpret the right hand side as the distance traveled by an object whose speed is given by  $f(t)$ . We know another way to compute the answer to such a problem: find the position of the object by finding an antiderivative of  $f(t)$ , then substitute  $t = a$  and  $t = b$  and subtract to find the distance traveled. This must be the answer to the original problem as well, even if  $f(t)$  does not represent a speed.

What's wrong with this? In some sense, nothing. As a practical matter it is a very convincing argument, because our understanding of the relationship between speed and distance seems to be quite solid. From the point of view of mathematics, however, it is unsatisfactory to justify a purely mathematical relationship by appealing to our understanding of the physical universe, which could, however unlikely it is in this case, be wrong.

A complete proof is a bit too involved to include here, but we will indicate how it goes. First, if we can prove the second version of the Fundamental Theorem, theorem 6.4, then we can prove the first version from that:

**Proof.** Proof of Theorem 6.3.

We know from theorem 6.4 that

$$G(x) = \int_a^x f(t) dt$$

is an antiderivative of  $f(x)$ , and therefore any antiderivative  $F(x)$  of  $f(x)$  is of the form  $F(x) = G(x) + k$ . Then

$$\begin{aligned} F(b) - F(a) &= G(b) + k - (G(a) + k) = G(b) - G(a) \\ &= \int_a^b f(t) dt - \int_a^a f(t) dt. \end{aligned}$$

It is not hard to see that  $\int_a^a f(t) dt = 0$ , so this means that

$$F(b) - F(a) = \int_a^b f(t) dt,$$

which is exactly what theorem 6.3 says. 

So the real job is to prove theorem 6.4. We will sketch the proof, using some facts that we do not prove. First, the following identity is true of integrals:

$$\int_a^b f(t) dt = \int_a^c f(t) dt + \int_c^b f(t) dt.$$

This can be proved directly from the definition of the integral, that is, using the limits of sums. It is quite easy to see that it must be true by thinking of either of the two applications

of integrals that we have seen. It turns out that the identity is true no matter what  $c$  is, but it is easiest to think about the meaning when  $a \leq c \leq b$ .

First, if  $f(t)$  represents a speed, then we know that the three integrals represent the distance traveled between time  $a$  and time  $b$ ; the distance traveled between time  $a$  and time  $c$ ; and the distance traveled between time  $c$  and time  $b$ . Clearly the sum of the latter two is equal to the first of these.

Second, if  $f(t)$  represents the height of a curve, the three integrals represent the area under the curve between  $a$  and  $b$ ; the area under the curve between  $a$  and  $c$ ; and the area under the curve between  $c$  and  $b$ . Again it is clear from the geometry that the first is equal to the sum of the second and third.

**Proof.** Proof of Theorem 6.4.

We want to compute  $G'(x)$ , so we start with the definition of the derivative in terms of a limit:

$$\begin{aligned} G'(x) &= \lim_{\Delta x \rightarrow 0} \frac{G(x + \Delta x) - G(x)}{\Delta x} \\ &= \lim_{\Delta x \rightarrow 0} \frac{1}{\Delta x} \left( \int_a^{x+\Delta x} f(t) dt - \int_a^x f(t) dt \right) \\ &= \lim_{\Delta x \rightarrow 0} \frac{1}{\Delta x} \left( \int_a^x f(t) dt + \int_x^{x+\Delta x} f(t) dt - \int_a^x f(t) dt \right) \\ &= \lim_{\Delta x \rightarrow 0} \frac{1}{\Delta x} \int_x^{x+\Delta x} f(t) dt. \end{aligned}$$

Now we need to know something about

$$\int_x^{x+\Delta x} f(t) dt$$

when  $\Delta x$  is small; in fact, it is very close to  $\Delta x f(x)$ , but we will not prove this. Once again, it is easy to believe this is true by thinking of our two applications: The integral

$$\int_x^{x+\Delta x} f(t) dt$$

can be interpreted as the distance traveled by an object over a very short interval of time. Over a sufficiently short period of time, the speed of the object will not change very much, so the distance traveled will be approximately the length of time multiplied by the speed at the beginning of the interval, namely,  $\Delta x f(x)$ . Alternately, the integral may be interpreted as the area under the curve between  $x$  and  $x + \Delta x$ . When  $\Delta x$  is very small, this will be very close to the area of the rectangle with base  $\Delta x$  and height  $f(x)$ ; again this is  $\Delta x f(x)$ . If we accept this, we may proceed:

$$\lim_{\Delta x \rightarrow 0} \frac{1}{\Delta x} \int_x^{x+\Delta x} f(t) dt = \lim_{\Delta x \rightarrow 0} \frac{\Delta x f(x)}{\Delta x} = f(x),$$

which is what we wanted to show. ♣

It is still true that we are depending on an interpretation of the integral to justify the argument, but we have isolated this part of the argument into two facts that are not too

## 6.2. THE FUNDAMENTAL THEOREM OF CALCULUS

hard to prove. Once the last reference to interpretation has been removed from the proofs of these facts, we will have a real proof of the Fundamental Theorem.

Now we know that to solve certain kinds of problems, those that lead to a sum of a certain form, we “merely” find an antiderivative and substitute two values and subtract. Unfortunately, finding antiderivatives can be quite difficult. While there are a small number of rules that allow us to compute the derivative of any common function, there are no such rules for antiderivatives. There are some techniques that frequently prove useful, but we will never be able to reduce the problem to a completely mechanical process.

Due to the close relationship between an integral and an antiderivative, the integral sign is also used to mean “antiderivative”. You can tell which is intended by whether the limits of integration are included:

$$\int_1^2 x^2 dx$$

is an ordinary integral, also called a **definite integral**, because it has a definite value, namely

$$\int_1^2 x^2 dx = \frac{2^3}{3} - \frac{1^3}{3} = \frac{7}{3}.$$

We use

$$\int x^2 dx$$

to denote the antiderivative of  $x^2$ , also called an **indefinite integral**. So this is evaluated as

$$\int x^2 dx = \frac{x^3}{3} + C.$$

It is customary to include the constant  $C$  to indicate that there are really an infinite number of antiderivatives. We do not need this  $C$  to compute definite integrals, but in other circumstances we will need to remember that the  $C$  is there, so it is best to get into the habit of writing the  $C$ . When we compute a definite integral, we first find an antiderivative and then substitute. It is convenient to first display the antiderivative and then do the substitution; we need a notation indicating that the substitution is yet to be done. A typical solution would look like this:

$$\int_1^2 x^2 dx = \left. \frac{x^3}{3} \right|_1^2 = \frac{2^3}{3} - \frac{1^3}{3} = \frac{7}{3}.$$

The vertical line with subscript and superscript is used to indicate the operation “substitute and subtract” that is needed to finish the evaluation.

We seem to have found a pattern. When attempting to solve a previous question, we found the antiderivative of  $x^2$  to be  $x^3/3 + c$  (as it was when solving the indefinite integral). Likewise, when we first began, we were trying to determine a position based on velocity, and  $3t$  gave rise to  $3t^2/2 + k$ .

As will be formalized later, we see that in these cases, the power is increased to  $n + 1$ , but we also divide through by this factor,  $n + 1$ . So  $x$  becomes  $x^2/2$ ,  $x^2$  becomes  $x^3/3$ , and  $x^3$  will become  $x^4/4$ .

Now we will also try with negative and fraction values in the following example.

**Example 6.5: Fundamental Theorem of Calculus**

Evaluate  $\int_1^4 x^3 + \sqrt{x} + \frac{1}{x^2} dx$ .

**Solution.**

$$\begin{aligned} \int_1^4 x^3 + \sqrt{x} + \frac{1}{x^2} dx &= \left. \frac{x^4}{4} + \frac{2x^{3/2}}{3} - x^{-1} \right|_1^4 \\ &= \left( \frac{(4)^4}{4} + \frac{2(4)^{3/2}}{3} - 4^{-1} \right) \\ &\quad - \left( \frac{(1)^4}{4} + \frac{2(1)^{3/2}}{3} - 1^{-1} \right) \\ &= \frac{415}{6} \end{aligned}$$

**Properties of Definite Integrals**

Some properties are as follows:

Order of limits matters:  $\int_a^b f(x) dx = - \int_b^a f(x) dx$

If interval is empty, integral is zero:  $\int_a^a f(x) dx = 0$

Constant Multiple Rule:  $\int_a^b cf(x) dx = c \int_a^b f(x) dx$

Sum/Difference Rule:  $\int_a^b f(x) \pm g(x) dx = \int_a^b f(x) dx \pm \int_a^b g(x) dx$

Can split up interval  $[a, b] = [a, c] \cup [c, b]$ :  $\int_a^b f(x) dx = \int_a^c f(x) dx + \int_c^b f(x) dx$

The variable does not matter!:  $\int_a^b f(x) dx = \int_a^b f(t) dt$

The reason for the last property is that a definite integral is a *number*, not a function, so the variable is just a placeholder that won't appear in the final answer.

Some additional properties are *comparison* types of properties.

### Comparison Properties of Definite Integrals

If  $f(x) \geq 0$  for  $x \in [a, b]$ , then:  $\int_a^b f(x) dx \geq 0$ .

If  $f(x) \geq g(x)$  for  $x \in [a, b]$ , then:  $\int_a^b f(x) dx \geq \int_a^b g(x) dx$ .

If  $m \leq f(x) \leq M$  for  $x \in [a, b]$ , then:  $m(b-a) \leq \int_a^b f(x) dx \leq M(b-a)$ .

We next evaluate a definite integral using three different techniques.

### Example 6.6: Three Different Techniques

Evaluate  $\int_0^2 x + 1 dx$  by

1. Using FTC II (the shortcut)
2. Using the definition of a definite integral (the limit sum definition)
3. Interpreting the problem in terms of areas (graphically)

**Solution.** 1. The shortcut (FTC II) is the method of choice as it is the fastest. Integrating and using the ‘top minus bottom’ rule we have:

$$\begin{aligned} \int_0^2 x + 1 dx &= \left. \frac{x^2}{2} + x \right|_0^2 \\ &= \left[ \frac{2^2}{2} + 2 \right] - \left[ \frac{0^2}{2} + 0 \right] = 4. \end{aligned}$$

2. We now use the definition of a definite integral. We divide the interval  $[0, 2]$  into  $n$  subintervals of equal width  $\Delta x$ , and from each interval choose a point  $x_i^*$ . Using the formulas

$$\Delta x = \frac{b-a}{n} \quad \text{and} \quad x_i = a + i\Delta x,$$

we have

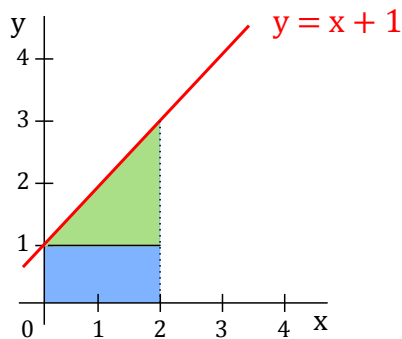
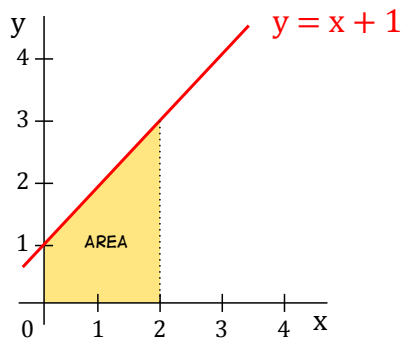
$$\Delta x = \frac{2}{n} \quad \text{and} \quad x_i = 0 + i\Delta x = \frac{2i}{n}.$$

Then taking  $x_i^*$ 's as right endpoints for convenience (so that  $x_i^* = x_i$ ), we have:

$$\begin{aligned} \int_0^2 x + 1 dx &= \lim_{n \rightarrow \infty} \sum_{i=1}^n f(x_i^*) \Delta x \\ &= \lim_{n \rightarrow \infty} \sum_{i=1}^n f\left(\frac{2i}{n}\right) \frac{2}{n} \end{aligned}$$

$$\begin{aligned}
&= \lim_{n \rightarrow \infty} \sum_{i=1}^n \left( \frac{2i}{n} + 1 \right) \frac{2}{n} \\
&= \lim_{n \rightarrow \infty} \sum_{i=1}^n \left( \frac{4i}{n^2} + \frac{2}{n} \right) \\
&= \lim_{n \rightarrow \infty} \left( \sum_{i=1}^n \frac{4i}{n^2} + \sum_{i=1}^n \frac{2}{n} \right) \\
&= \lim_{n \rightarrow \infty} \left( \frac{4}{n^2} \sum_{i=1}^n i + \frac{2}{n} \sum_{i=1}^n 1 \right) \\
&= \lim_{n \rightarrow \infty} \left( \frac{4}{n^2} \frac{n(n+1)}{2} + \frac{2}{n} n \right) \\
&= \lim_{n \rightarrow \infty} \left( 2 + \frac{2}{n} + 2 \right) \\
&= 4.
\end{aligned}$$

3. Finally, let's evaluate the net area under  $x + 1$  from 0 to 2.



Thus, the area is the sum of the areas of a rectangle and a triangle. Hence,

$$\begin{aligned}
\int_0^2 x + 1 \, dx &= \text{Net Area} \\
&= \text{Area of rectangle} + \text{Area of triangle} \\
&= (2)(1) + \frac{1}{2}(2)(2) \\
&= 4.
\end{aligned}$$



We next apply FTC to differentiate a function.



**Example 6.7: Using FTC**

**Differentiate** the following function:

$$g(x) = \int_{-2}^x \cos(1 + 5t) \sin t \, dt.$$

**Solution.** We simply apply the Fundamental Theorem of Calculus directly to get:

$$g'(x) = \cos(1 + 5x) \sin x.$$



Using the Chain Rule we can derive a formula for some more complicated problems. We have:

$$\frac{d}{dx} \int_a^{v(x)} f(t) \, dt = f(v(x)) \cdot v'(x).$$

Now what if the upper limit is constant and the lower limit is a function of  $x$ ? Then we interchange the limits and add a minus sign to get:

$$\frac{d}{dx} \int_{u(x)}^a f(t) \, dt = -\frac{d}{dx} \int_a^{u(x)} f(t) \, dt = -f(u(x)) \cdot u'(x).$$

Combining these two we can get a formula where both limits are a function of  $x$ . We break up the integral as follows:

$$\int_{u(x)}^{v(x)} f(t) \, dt = \int_{u(x)}^a f(t) \, dt + \int_a^{v(x)} f(t) \, dt.$$

We just need to make sure  $f(a)$  exists after we break up the integral. Then differentiating and using the above two formulas gives:

**FTC I + Chain Rule:**

$$\frac{d}{dx} \int_{u(x)}^{v(x)} f(t) \, dt = f(v(x))v'(x) - f(u(x))u'(x)$$

Many textbooks do not show this formula and instead to solve these types of problems will use FTC I along with the tricks we used to derive the formula above. Either method is perfectly fine.

**Example 6.8: FTC I + Chain Rule**

Differentiate the following integral:

$$\int_{10x}^{x^2} t^3 \sin(1+t) dt.$$

**Solution.** We will use the formula above. We have  $f(t) = t^3 \sin(1+t)$ ,  $u(x) = 10x$  and  $v(x) = x^2$ . Then  $u'(x) = 10$  and  $v'(x) = 2x$ . Thus,

$$\begin{aligned} \frac{d}{dx} \int_{10x}^{x^2} t^3 \sin(1+t) dt &= (x^2)^3 \sin(1+(x^2))(2x) - (10x)^3 \sin(1+(10x))(10) \\ &= 2x^7 \sin(1+x^2) - 10000x^3 \sin(1+10x) \end{aligned}$$

**Example 6.9: FTC I + Chain Rule**

Differentiate the following integral with respect to  $x$ :

$$\int_{x^3}^{2x} 1 + \cos t dt$$

**Solution.** Using the formula we have:

$$\frac{d}{dx} \int_{x^3}^{2x} 1 + \cos t dt = (1 + \cos(2x))(2) - (1 + \cos(x^3))(3x^2).$$



## Exercises for Section 6.2

---

Find the antiderivatives of the functions:

**Exercise 6.2.1.**  $\int_1^4 t^2 + 3t dt$

**Exercise 6.2.2.**  $\int_0^\pi \sin t dt$

**Exercise 6.2.3.**  $\int_1^{10} \frac{1}{x} dx$

**Exercise 6.2.4.**  $\int_0^5 e^x dx$

### 6.3. INDEFINITE INTEGRALS

**Exercise 6.2.5.**  $\int_0^3 x^3 dx$

**Exercise 6.2.6.**  $\int_1^2 x^5 dx$

**Exercise 6.2.7.** Find the derivative of  $G(x) = \int_1^x t^2 - 3t dt$

**Exercise 6.2.8.** Find the derivative of  $G(x) = \int_1^{x^2} t^2 - 3t dt$

**Exercise 6.2.9.** Find the derivative of  $G(x) = \int_1^x e^{t^2} dt$

**Exercise 6.2.10.** Find the derivative of  $G(x) = \int_1^{x^2} e^{t^2} dt$

**Exercise 6.2.11.** Find the derivative of  $G(x) = \int_1^x \tan(t^2) dt$

**Exercise 6.2.12.** Find the derivative of  $G(x) = \int_1^{x^2} \tan(t^2) dt$

## 6.3 Indefinite Integrals

---

In this section we focus on computing indefinite integrals. The process of finding the indefinite integral is called **integration** (or **integrating**  $f(x)$ ).


### Example 6.10: Indefinite Integral

Evaluate the following indefinite integral:

$$\int x^5 + 3x - 2 dx.$$

**Solution.** Since this is asking for the most general anti-derivative we have:

$$\int x^5 + 3x - 2 dx = \frac{x^6}{6} + \frac{3x^2}{2} - 2x + C$$

where  $C$  is a constant. 

**Common mistakes:** One habit students make with integrals is to *drop the  $dx$*  at the end of the integral. This is required! Think of the integral as a set of parenthesis. Both are required so it is clear where the integrand ends and what variable you are integrating with respect to.

Another common mistake is to *forget the  $+C$*  for indefinite integrals.

Note that we don't have properties to deal with products or quotients of functions, that is,

$$\int f(x) \cdot g(x) dx \neq \int f(x) dx \int g(x) dx.$$

$$\int \frac{f(x)}{g(x)} dx \neq \frac{\int f(x) dx}{\int g(x) dx}.$$

With derivatives, we had the product and quotient rules to deal with these cases. For integrals, we have no such rules, but we will learn a variety of different techniques to deal with these cases.

The following integral rules can be proved by taking the derivative of the functions on the right side.

### Integral Rules

Some properties and rules to know:

$$\text{Constant Rule: } \int k dx = kx + C.$$

$$\text{Constant Multiple Rule: } \int k f(x) dx = k \int f(x) dx, \quad k \text{ is constant.}$$

$$\text{Sum/Difference Rule: } \int f(x) \pm g(x) dx = \int f(x) dx \pm \int g(x) dx.$$

$$\text{Power Rule: } \int x^n dx = \frac{x^{n+1}}{n+1} + C, \quad n \neq -1.$$

$$\text{Log Rule: } \int \frac{1}{x} dx = \ln |x| + C, \quad x \neq 0.$$

$$\text{Exponent Rule: } \int e^{kx} dx = \frac{1}{k} e^{kx} + C, \quad k \neq 0.$$

$$\text{Sine Rule: } \int \sin x dx = -\cos x + C.$$

$$\text{Cosine Rule: } \int \cos x dx = \sin x + C.$$

### Example 6.11: Indefinite Integral

If  $f'(x) = x^4 + 2x - 8 \sin x$  then what is  $f(x)$ ?

### 6.3. INDEFINITE INTEGRALS

**Solution.** The answer is:

$$\begin{aligned} f(x) = \int f'(x) dx &= \int (x^4 + 2x - 8 \sin x) dx \\ &= \int x^4 dx + 2 \int x dx - 8 \int \sin x dx \\ &= \frac{x^5}{5} + x^2 + 8 \cos x + C, \end{aligned}$$

where  $C$  is a constant.



#### Example 6.12: Indefinite Integral

$$\begin{aligned} \int 3x^2 dx &= 3 \int x^2 dx \\ &= 3 \frac{x^3}{3} + C \\ &= x^3 + C \end{aligned}$$

#### Example 6.13: Indefinite Integral

$$\begin{aligned} \int \frac{2}{\sqrt{x}} dx &= 2 \int x^{-\frac{1}{2}} dx \\ &= 2 \frac{x^{-\frac{1}{2}+1}}{-\frac{1}{2}+1} + C \\ &= 4\sqrt{x} + C \end{aligned}$$

#### Example 6.14: Indefinite Integral

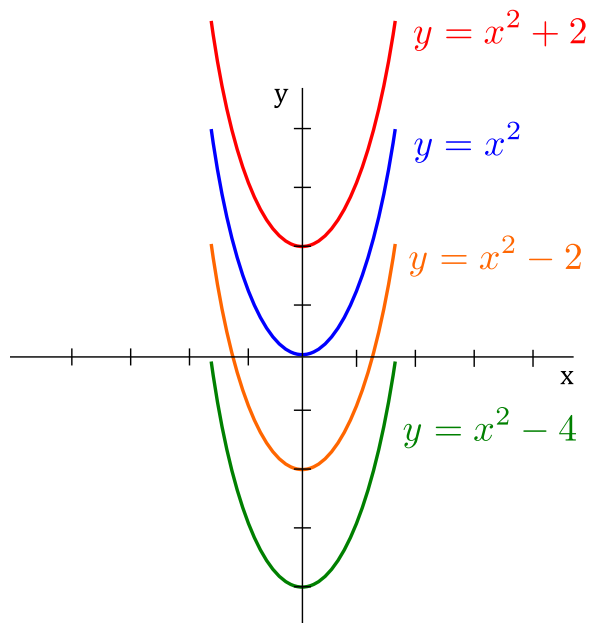
$$\begin{aligned} \int \left( \frac{1}{x} + e^{7x} + x^\pi + 7 \right) dx &= \int \frac{1}{x} dx + \int e^{7x} dx + \int x^\pi dx + \int 7 dx \\ &= \ln |x| + \frac{1}{7} e^{7x} + \frac{x^{\pi+1}}{\pi+1} + 7x + C \end{aligned}$$

## Differential Equations

---

An equation involving derivatives where we want to solve for the original function is called a **differential equation**. For example,  $f'(x) = 2x$  is a differential equation with general

solution  $f(x) = x^2 + C$ . Some solutions (i.e., particular values of  $C$ ) are shown below.



As seen with integral curves, we may have an infinite family of solutions satisfying the differential equation. However, if we were given a point (called an *initial value*) on the curve then we could determine  $f(x)$  completely. Such a problem is known as an *initial value problem*.

#### Example 6.15: Initial Value Problem

If  $f'(x) = 2x$  and  $f(0) = 2$  then determine  $f(x)$ .

**Solution.** As previously stated, we have a solution of:

$$f(x) = x^2 + C.$$

But  $f(0) = 2$  implies:

$$2 = 0^2 + C \quad \rightarrow \quad C = 2.$$

Therefore,  $f(x) = x^2 + 2$  is the solution to the initial value problem. ♣

## Exercises for Section 6.3

---

Find the antiderivatives of the functions:

**Exercise 6.3.1.**  $8\sqrt{x}$

**Exercise 6.3.2.**  $3t^2 + 1$

**Exercise 6.3.3.**  $4/\sqrt{x}$

**Exercise 6.3.4.**  $2/z^2$

6.3. INDEFINITE INTEGRALS

**Exercise 6.3.5.**  $7s^{-1}$

**Exercise 6.3.6.**  $(5x + 1)^2$

**Exercise 6.3.7.**  $(x - 6)^2$

**Exercise 6.3.8.**  $x^{3/2}$

**Exercise 6.3.9.**  $\frac{2}{x\sqrt{x}}$

**Exercise 6.3.10.**  $|2t - 4|$





# 7. Techniques of Integration

---

Over the next few sections we examine some techniques that are frequently successful when seeking antiderivatives of functions.

## 7.1 Substitution Rule

---

Needless to say, most problems we encounter will not be so simple. Here's a slightly more complicated example: find

$$\int 2x \cos(x^2) dx.$$

This is not a “simple” derivative, but a little thought reveals that it must have come from an application of the chain rule. Multiplied on the “outside” is  $2x$ , which is the derivative of the “inside” function  $x^2$ . Checking:

$$\frac{d}{dx} \sin(x^2) = \cos(x^2) \frac{d}{dx} x^2 = 2x \cos(x^2),$$

so

$$\int 2x \cos(x^2) dx = \sin(x^2) + C.$$

To summarize: if we suspect that a given function is the derivative of another via the chain rule, we let  $u$  denote a likely candidate for the inner function, then translate the given function so that it is written entirely in terms of  $u$ , with no  $x$  remaining in the expression. If we can integrate this new function of  $u$ , then the antiderivative of the original function is obtained by replacing  $u$  by the equivalent expression in  $x$ .

### Theorem 7.1: Substitution Rule

If  $u = g(x)$  is a differentiable function whose range is an interval  $I$  and  $f$  is continuous on  $I$ , then

$$\int f(g(x))g'(x) dx = \int f(u) du.$$

Even in simple cases you may prefer to use this mechanical procedure, since it often helps to avoid silly mistakes. For example, consider again this simple problem:

$$\int 2x \cos(x^2) dx.$$

Let  $u = x^2$ , then  $du/dx = 2x$  or  $du = 2x dx$ . Since we have exactly  $2x dx$  in the original integral, we can replace it by  $du$ :

$$\int 2x \cos(x^2) dx = \int \cos u du = \sin u + C = \sin(x^2) + C.$$

This is not the only way to do the algebra, and typically there are many paths to the correct answer. Another possibility, for example, is: Since  $du/dx = 2x$ ,  $dx = du/2x$ , and then the integral becomes

$$\int 2x \cos(x^2) dx = \int 2x \cos u \frac{du}{2x} = \int \cos u du.$$

The important thing to remember is that you must eliminate all instances of the original variable  $x$ .

### Example 7.2: Substitution Rule

Evaluate  $\int (ax + b)^n dx$ , assuming  $a, b$  are constants,  $a \neq 0$ , and  $n$  is a positive integer.

**Solution.** We let  $u = ax + b$  so  $du = a dx$  or  $dx = du/a$ . Then

$$\int (ax + b)^n dx = \int \frac{1}{a} u^n du = \frac{1}{a(n+1)} u^{n+1} + C = \frac{1}{a(n+1)} (ax + b)^{n+1} + C.$$



### Example 7.3: Substitution Rule

Evaluate  $\int \sin(ax + b) dx$ , assuming that  $a$  and  $b$  are constants and  $a \neq 0$ .

**Solution.** Again we let  $u = ax + b$  so  $du = a dx$  or  $dx = du/a$ . Then

$$\int \sin(ax + b) dx = \int \frac{1}{a} \sin u du = \frac{1}{a} (-\cos u) + C = -\frac{1}{a} \cos(ax + b) + C.$$



### Strategy for Substitution Rule

A general strategy to follow is:

1. Choose a possible  $u = u(x)$ . **Tip:** Choose a substitution  $u$  so that its derivative also appears in the integral (up to a constant).
2. Calculate  $du = u'(x) dx$ .
3. Either replace  $u'(x) dx$  by  $du$ , or replace  $dx$  by  $\frac{du}{u'(x)}$ , and cancel.
4. Write the rest of the integrand in terms of  $u$ . If this is not possible, the substitution will not work: you must go back to step 1.
5. Find the indefinite integral. (Again, if this is not possible, try a different substitution, or a different method).
6. Rewrite the result in terms of  $x$ .

## 7.1. SUBSTITUTION RULE

### Example 7.4: Substitution

Evaluate the following integral:  $\int \frac{2x}{\sqrt{1-4x^2}} dx$ .

**Solution.** We try the substitution:

$$u = 1 - 4x^2.$$

Then,

$$du = -8x dx$$

But on the top we have  $2x dx$ , so rewriting the differential gives:

$$-\frac{1}{4}du = 2x dx.$$

Then the integral is:

$$\begin{aligned} \int \frac{2x}{\sqrt{1-4x^2}} dx &= \int (1-4x^2)^{-1/2} (2x dx) \\ &= \int u^{-1/2} \left(-\frac{1}{4} du\right) \\ &= \left(\frac{-1}{4}\right) \frac{u^{1/2}}{1/2} + C \\ &= -\frac{\sqrt{1-4x^2}}{2} + C \end{aligned}$$



### Example 7.5: Substitution

Evaluate the following integral:  $\int \cos x (\sin x)^5 dx$ .

**Solution.** In this question we will let  $u = \sin x$ . Then,

$$du = \cos x dx.$$

Thus, the integral becomes:

$$\begin{aligned} \int \cos x (\sin x)^5 dx &= \int u^5 du \\ &= \frac{u^6}{6} + C \\ &= \frac{(\sin x)^6}{6} + C \end{aligned}$$



**Example 7.6: Substitution**

Evaluate the following integral:  $\int \frac{\cos(\sqrt{x})}{\sqrt{x}} dx$ .

**Solution.** We use the substitution:

$$u = x^{1/2}.$$

Then,

$$du = \frac{1}{2}x^{-1/2}dx.$$

Upon rewriting the differential we get:

$$2 du = \frac{1}{\sqrt{x}} dx.$$

The integral becomes:

$$\begin{aligned} \int \frac{\cos(\sqrt{x})}{\sqrt{x}} dx &= 2 \int \cos u du \\ &= 2 \sin u + C \\ &= 2 \sin(\sqrt{x}) + C \end{aligned}$$

**Example 7.7: Substitution**

Evaluate the following integral:  $\int 2x^3\sqrt{x^2+1} dx$ .

**Solution.** This problem is a little bit different than the previous ones. It makes sense to let:

$$u = x^2 + 1,$$

then

$$du = 2x dx.$$

Making this substitution gives:

$$\begin{aligned} \int 2x^3\sqrt{x^2+1} dx &= \int x^2\sqrt{x^2+1}(2x) dx \\ &= \int x^2u^{1/2} du \end{aligned}$$

This is a problem because our integrals can't have two variables in them. Usually this means we chose our  $u$  incorrectly. However, in this case we can eliminate the remaining  $x$ 's from our integral by using:

$$u = x^2 + 1 \quad \rightarrow \quad x^2 = u - 1.$$

## 7.1. SUBSTITUTION RULE

We get:

$$\begin{aligned}\int x^2 u^{1/2} du &= \int (u-1)u^{1/2} du \\ &= \int u^{3/2} - u^{1/2} du \\ &= \frac{2}{5}u^{5/2} - \frac{2}{3}u^{3/2} + C \\ &= \frac{2}{5}(x^2+1)^{5/2} - \frac{2}{3}(x^2+1)^{3/2} + C\end{aligned}$$



The next example shows how to use the Substitution Rule when dealing with definite integrals.

### Example 7.8: Substitution Rule

Evaluate  $\int_2^4 x \sin(x^2) dx$ .

**Solution.** First we compute the antiderivative, then evaluate the definite integral. Let  $u = x^2$  so  $du = 2x dx$  or  $x dx = du/2$ . Then

$$\int x \sin(x^2) dx = \int \frac{1}{2} \sin u du = \frac{1}{2}(-\cos u) + C = -\frac{1}{2} \cos(x^2) + C.$$

Now

$$\int_2^4 x \sin(x^2) dx = -\frac{1}{2} \cos(x^2) \Big|_2^4 = -\frac{1}{2} \cos(16) + \frac{1}{2} \cos(4).$$

A somewhat neater alternative to this method is to change the original limits to match the variable  $u$ . Since  $u = x^2$ , when  $x = 2$ ,  $u = 4$ , and when  $x = 4$ ,  $u = 16$ . So we can do this:

$$\int_2^4 x \sin(x^2) dx = \int_4^{16} \frac{1}{2} \sin u du = -\frac{1}{2}(\cos u) \Big|_4^{16} = -\frac{1}{2} \cos(16) + \frac{1}{2} \cos(4).$$

An incorrect, and dangerous, alternative is something like this:

$$\int_2^4 x \sin(x^2) dx = \int_2^4 \frac{1}{2} \sin u du = -\frac{1}{2} \cos(u) \Big|_2^4 = -\frac{1}{2} \cos(x^2) \Big|_2^4 = -\frac{1}{2} \cos(16) + \frac{1}{2} \cos(4).$$

This is incorrect because  $\int_2^4 \frac{1}{2} \sin u du$  means that  $u$  takes on values between 2 and 4, which is wrong. It is dangerous, because it is very easy to get to the point  $-\frac{1}{2} \cos(u) \Big|_2^4$  and forget

to substitute  $x^2$  back in for  $u$ , thus getting the incorrect answer  $-\frac{1}{2}\cos(4) + \frac{1}{2}\cos(2)$ . A somewhat clumsy, but acceptable, alternative is something like this:

$$\int_2^4 x \sin(x^2) dx = \int_{x=2}^{x=4} \frac{1}{2} \sin u du = -\frac{1}{2} \cos(u) \Big|_{x=2}^{x=4} = -\frac{1}{2} \cos(x^2) \Big|_2^4 = -\frac{\cos(16)}{2} + \frac{\cos(4)}{2}.$$



To summarize, we have the following.

### Theorem 7.9: Substitution Rule

If  $g'$  is continuous on  $[a, b]$  and  $f$  is continuous on the range of  $u = g(x)$ , then

$$\int_a^b f(g(x))g'(x) dx = \int_{g(a)}^{g(b)} f(u) du.$$

### Example 7.10: Substitution Rule

Evaluate  $\int_{1/4}^{1/2} \frac{\cos(\pi t)}{\sin^2(\pi t)} dt$ .

**Solution.** Let  $u = \sin(\pi t)$  so  $du = \pi \cos(\pi t) dt$  or  $du/\pi = \cos(\pi t) dt$ . We change the limits to  $\sin(\pi/4) = \sqrt{2}/2$  and  $\sin(\pi/2) = 1$ . Then

$$\int_{1/4}^{1/2} \frac{\cos(\pi t)}{\sin^2(\pi t)} dt = \int_{\sqrt{2}/2}^1 \frac{1}{\pi} \frac{1}{u^2} du = \int_{\sqrt{2}/2}^1 \frac{1}{\pi} u^{-2} du = \frac{1}{\pi} \frac{u^{-1}}{-1} \Big|_{\sqrt{2}/2}^1 = -\frac{1}{\pi} + \frac{\sqrt{2}}{\pi}.$$



## Exercises for Section 7.1

Find the antiderivatives.

**Exercise 7.1.1.**  $\int (1-t)^9 dt$

**Exercise 7.1.2.**  $\int (x^2 + 1)^2 dx$

**Exercise 7.1.3.**  $\int x(x^2 + 1)^{100} dx$

**Exercise 7.1.4.**  $\int \frac{1}{\sqrt[3]{1-5t}} dt$

**Exercise 7.1.5.**  $\int \sin^3 x \cos x dx$

## 7.1. SUBSTITUTION RULE

**Exercise 7.1.6.**  $\int x\sqrt{100-x^2} dx$

**Exercise 7.1.7.**  $\int \frac{x^2}{\sqrt{1-x^3}} dx$

**Exercise 7.1.8.**  $\int \cos(\pi t) \cos(\sin(\pi t)) dt$

**Exercise 7.1.9.**  $\int \frac{\sin x}{\cos^3 x} dx$

**Exercise 7.1.10.**  $\int \tan x dx$

**Exercise 7.1.11.**  $\int_0^\pi \sin^5(3x) \cos(3x) dx$

**Exercise 7.1.12.**  $\int \sec^2 x \tan x dx$

**Exercise 7.1.13.**  $\int_0^{\sqrt{\pi}/2} x \sec^2(x^2) \tan(x^2) dx$

**Exercise 7.1.14.**  $\int \frac{\sin(\tan x)}{\cos^2 x} dx$

**Exercise 7.1.15.**  $\int_3^4 \frac{1}{(3x-7)^2} dx$

**Exercise 7.1.16.**  $\int_0^{\pi/6} (\cos^2 x - \sin^2 x) dx$

**Exercise 7.1.17.**  $\int \frac{6x}{(x^2-7)^{1/9}} dx$

**Exercise 7.1.18.**  $\int_{-1}^1 (2x^3-1)(x^4-2x)^6 dx$

**Exercise 7.1.19.**  $\int_{-1}^1 \sin^7 x dx$

**Exercise 7.1.20.**  $\int f(x) f'(x) dx$

## 7.2 Products of trigonometric functions

Functions consisting of products of the sine and cosine can be integrated by using substitution and trigonometric identities. These can sometimes be tedious, but the technique is straightforward. A similar technique is applicable to products of secant and tangent (and also cosecant and cotangent not discussed here).

The trigonometric substitutions we will focus on in this section are summarized in the table below:

<b>Substitution</b>	$u = \sin x$	$u = \cos x$	$u = \tan x$	$u = \sec x$
Derivative	$du = \cos x dx$	$du = -\sin x dx$	$du = \sec^2 x dx$	$du = \sec x \tan x dx$

An example will suffice to explain the approach.

### Example 7.11: Odd Power of Sine

Evaluate  $\int \sin^5 x dx$ .

**Solution.** Rewrite the function:

$$\begin{aligned} \int \sin^5 x dx &= \int \sin x \sin^4 x dx \\ &= \int \sin x (\sin^2 x)^2 dx \\ &= \int \sin x (1 - \cos^2 x)^2 dx. \end{aligned}$$

Now use  $u = \cos x$ ,  $du = -\sin x dx$ :

$$\begin{aligned} \int \sin x (1 - \cos^2 x)^2 dx &= \int -(1 - u^2)^2 du \\ &= \int -(1 - 2u^2 + u^4) du \\ &= \int 1 + 2u^2 - u^4 du \\ &= -u + \frac{2}{3}u^3 - \frac{1}{5}u^5 + C \\ &= -\cos x + \frac{2}{3}\cos^3 x - \frac{1}{5}\cos^5 x + C. \end{aligned}$$



Observe that by taking the substitution  $u = \cos x$  in the last example, we ended up with an even power of sine from which we can use the formula  $\sin^2 x + \cos^2 x = 1$  to replace any remaining sines. We then ended up with a polynomial in  $u$  in which we could expand and integrate quite easily.

This technique works for products of powers of sine and cosine. We summarize it below.



## 7.2. PRODUCTS OF TRIGONOMETRIC FUNCTIONS

### Products of Sine and Cosine

When evaluating  $\int \sin^m x \cos^n x dx$ :

1. **The power of sine is odd ( $m$  odd):**
  - (a) Use  $u = \cos x$  and  $du = -\sin x dx$ .
  - (b) Replace  $dx$  using (a) and cancel one  $\sin x$  from the  $dx$  replacement to be left with an even number of sines.
  - (c) Use  $\sin^2 x = 1 - \cos^2 x (= 1 - u^2)$  to replace the leftover sines.
2. **The power of cosine is odd ( $n$  odd):**
  - (a) Use  $u = \sin x$  and  $du = \cos x dx$ .
  - (b) Replace  $dx$  using (a) and cancel one  $\cos x$  from the  $dx$  replacement to be left with an even number of cosines.
  - (c) Use  $\cos^2 x = 1 - \sin^2 x (= 1 - u^2)$  to replace the leftover cosines.
3. **Both  $m$  and  $n$  are odd:**  
Use either 1 or 2 (both will work).
4. **Both  $m$  and  $n$  are even:**  
Use  $\cos^2 x = \frac{1}{2}(1 + \cos(2x))$  and/or  $\sin^2 x = \frac{1}{2}(1 - \cos(2x))$  to reduce to a form that can be integrated.

### Example 7.12: Odd Power of Cosine and Even Power of Sine

Evaluate  $\int \sin^6 x \cos^5 x dx$ .

**Solution.** Since the power of cosine is odd, we use the substitution  $u = \sin x$  and  $du = \cos x dx$ , that is,  $\boxed{dx} = \boxed{\frac{du}{\cos x}}$ . Then  $\int \sin^6 x \cos^5 x dx$  is equal to:

$$\begin{aligned}
 &= \int u^6 \cos^5 x \boxed{\frac{du}{\cos x}} && \text{Using the substitution} \\
 &= \int u^6 (\cos^2 x)^2 du && \text{Canceling a } \cos x \text{ and rewriting } \cos^4 x \\
 &= \int u^6 (1 - \sin^2 x)^2 du && \text{Using trig identity } \cos^2 x = 1 - \sin^2 x \\
 &= \int u^6 (1 - u^2)^2 du && \text{Writing integral in terms of } u\text{'s} \\
 &= \int u^6 - 2u^8 + u^{10} du && \text{Expand and collect like terms} \\
 &= \frac{u^7}{7} - \frac{2u^9}{9} + \frac{u^{11}}{11} + C && \text{Integrating} \\
 &= \frac{\sin^7 x}{7} - \frac{2\sin^9 x}{9} + \frac{\sin^{11} x}{11} + C && \text{Replacing } u \text{ back in terms of } x
 \end{aligned}$$

**Example 7.13: Odd Power of Cosine**

Evaluate  $\int \cos^3 x \, dx$ .

**Solution.** Since the power of cosine is odd, we use the substitution  $u = \sin x$  and  $du = \cos x \, dx$ . This may seem strange at first since we don't have  $\sin x$  in the question, but it does work!

$$\begin{aligned}
 \int \cos^3 x \, dx &= \int \cos^3 x \frac{du}{\cos x} && \text{Using the substitution} \\
 &= \int \cos^2 x \, du && \text{Canceling a } \cos x \\
 &= \int (1 - \sin^2 x) \, du && \text{Using trig identity } \cos^2 x = 1 - \sin^2 x \\
 &= \int (1 - u^2) \, du && \text{Writing integral in terms of } u\text{'s} \\
 &= u - \frac{u^3}{3} + C && \text{Integrating} \\
 &= \sin x - \frac{\sin^3 x}{3} + C && \text{Replacing } u \text{ back in terms of } x
 \end{aligned}$$

**Example 7.14: Product of Even Powers of Sine and Cosine**

Evaluate  $\int \sin^2 x \cos^2 x \, dx$ .

**Solution.** Use the formulas  $\sin^2 x = (1 - \cos(2x))/2$  and  $\cos^2 x = (1 + \cos(2x))/2$  to get:

$$\int \sin^2 x \cos^2 x \, dx = \int \frac{1 - \cos(2x)}{2} \cdot \frac{1 + \cos(2x)}{2} \, dx.$$

We then have

$$\begin{aligned}
 \int \sin^2 x \cos^2 x \, dx &= \int \frac{1 - \cos(2x)}{2} \cdot \frac{1 + \cos(2x)}{2} \, dx \\
 &= \frac{1}{4} \int 1 - \cos^2 2x \, dx \\
 &= \frac{1}{4} \left( x - \int \cos^2 2x \, dx \right) \\
 &= \frac{1}{4} \left( x - \frac{1}{2} \int 1 + \cos 4x \, dx \right) \\
 &= \frac{1}{4} \left( x - \frac{1}{2} \left( x + \frac{\sin 4x}{4} \right) \right)
 \end{aligned}$$

## 7.2. PRODUCTS OF TRIGONOMETRIC FUNCTIONS

$$= \frac{1}{4} \left( x - \frac{x}{2} - \frac{\sin 4x}{8} \right) + C$$



### Example 7.15: Even Power of Sine

Evaluate  $\int \sin^6 x \, dx$ .

**Solution.** Use  $\sin^2 x = (1 - \cos(2x))/2$  to rewrite the function:

$$\begin{aligned} \int \sin^6 x \, dx &= \int (\sin^2 x)^3 \, dx \\ &= \int \frac{(1 - \cos 2x)^3}{8} \, dx \\ &= \frac{1}{8} \int 1 - 3 \cos 2x + 3 \cos^2 2x - \cos^3 2x \, dx. \end{aligned}$$

Now we have four integrals to evaluate. Ignoring the constant for now:

$$\int 1 \, dx = x$$

and

$$\int -3 \cos 2x \, dx = -\frac{3}{2} \sin 2x$$

are easy. The  $\cos^3 2x$  integral is like the previous example:

$$\begin{aligned} \int -\cos^3 2x \, dx &= \int -\cos 2x \cos^2 2x \, dx \\ &= \int -\cos 2x (1 - \sin^2 2x) \, dx \\ &= \int -\frac{1}{2} (1 - u^2) \, du \\ &= -\frac{1}{2} \left( u - \frac{u^3}{3} \right) \\ &= -\frac{1}{2} \left( \sin 2x - \frac{\sin^3 2x}{3} \right). \end{aligned}$$

And finally we use another trigonometric identity,  $\cos^2 x = (1 + \cos(2x))/2$ :

$$\int 3 \cos^2 2x \, dx = 3 \int \frac{1 + \cos 4x}{2} \, dx = \frac{3}{2} \left( x + \frac{\sin 4x}{4} \right).$$

So at long last we get

$$\int \sin^6 x \, dx = \frac{x}{8} - \frac{3}{16} \sin 2x - \frac{1}{16} \left( \sin 2x - \frac{\sin^3 2x}{3} \right) + \frac{3}{16} \left( x + \frac{\sin 4x}{4} \right) + C.$$



We next turn our attention to products of secant and tangent. Some we already know how to do.

$$\int \sec^2 x \, dx = \tan x + C \qquad \int \sec x \tan x \, dx = \sec x + C$$

We can also integrate  $\tan x$  quite easily.

### Example 7.16: Integrating Tangent

Evaluate  $\int \tan x \, dx$ .

**Solution.** Note that  $\tan x = \frac{\sin x}{\cos x}$  and let  $u = \cos x$ , so that  $du = -\sin x \, dx$ .

$$\begin{aligned} \int \tan x \, dx &= \int \frac{\sin x}{\cos x} \boxed{dx} && \text{Rewriting } \tan x \\ &= \int \frac{\sin x}{u} \boxed{\frac{du}{-\sin x}} && \text{Using the substitution} \\ &= -\int \frac{1}{u} \, du && \text{Cancelling and pulling the } -1 \text{ out} \\ &= -\ln |u| + C && \text{Using formula } \int \frac{1}{u} \, dx = \ln |u| + C \\ &= -\ln |\cos x| + C && \text{Replacing } u \text{ back in terms of } x \\ &= \ln |\sec x| + C && \text{Using log properties and } \sec x = 1/\cos x \end{aligned}$$



### Example 7.17: Integrating Tangent Squared

Evaluate  $\int \tan^2 x \, dx$ .

**Solution.** Note that  $\tan^2 x = \sec^2 x - 1$ .

$$\begin{aligned} \int \tan^2 x \, dx &= \int \sec^2 x - 1 \, dx && \text{Rewriting } \tan x \\ &= \tan x - x + C && \text{Since } \int \sec^2 x \, dx = \tan x + C \end{aligned}$$



In problems with tangent and secant, two integrals come up frequently:

$$\int \sec^3 x \, dx \qquad \text{and} \qquad \int \sec x \, dx.$$

Both have relatively nice expressions but they are a bit tricky to discover.

First we do  $\int \sec x \, dx$ , which we will need to compute  $\int \sec^3 x \, dx$ .

## 7.2. PRODUCTS OF TRIGONOMETRIC FUNCTIONS

### Example 7.18: Integral of Secant

Evaluate  $\int \sec x \, dx$ .

#### Solution.

$$\begin{aligned} \int \sec x \, dx &= \int \sec x \frac{\sec x + \tan x}{\sec x + \tan x} \, dx \\ &= \int \frac{\sec^2 x + \sec x \tan x}{\sec x + \tan x} \, dx. \end{aligned}$$

Now let  $u = \sec x + \tan x$ ,  $du = \sec x \tan x + \sec^2 x \, dx$ , exactly the numerator of the function we are integrating. Thus

$$\begin{aligned} \int \sec x \, dx &= \int \frac{\sec^2 x + \sec x \tan x}{\sec x + \tan x} \, dx \\ &= \int \frac{1}{u} \, du = \ln |u| + C \\ &= \ln |\sec x + \tan x| + C. \end{aligned}$$



Now we compute the integral  $\int \sec^3 x \, dx$ .

### Example 7.19: Integral of Secant Cubed

Evaluate  $\int \sec^3 x \, dx$ .

#### Solution.

$$\begin{aligned} \sec^3 x &= \frac{\sec^3 x}{2} + \frac{\sec^3 x}{2} = \frac{\sec^3 x}{2} + \frac{(\tan^2 x + 1) \sec x}{2} \\ &= \frac{\sec^3 x}{2} + \frac{\sec x \tan^2 x}{2} + \frac{\sec x}{2} \\ &= \frac{\sec^3 x + \sec x \tan^2 x}{2} + \frac{\sec x}{2}. \end{aligned}$$

We already know how to integrate  $\sec x$ , so we just need the first quotient. This is “simply” a matter of recognizing the product rule in action:

$$\int \sec^3 x + \sec x \tan^2 x \, dx = \sec x \tan x.$$

So putting these together we get

$$\int \sec^3 x \, dx = \frac{\sec x \tan x}{2} + \frac{\ln |\sec x + \tan x|}{2} + C,$$



For products of secant and tangent it is best to use the following guidelines.

### Products of Secant and Tangent

When evaluating  $\int \sec^m x \tan^n x dx$ :

1. **The power of secant is even ( $m$  even):**
  - (a) Use  $u = \tan x$  and  $du = \sec^2 x dx$ .
  - (b) Cancel  $\sec^2 x$  from the  $dx$  replacement to be left with an even number of secants.
  - (c) Use  $\sec^2 x = 1 + \tan^2 x (= 1 + u^2)$  to replace the leftover secants.
2. **The power of tangent is odd ( $n$  odd):**
  - (a) Use  $u = \sec x$  and  $du = \sec x \tan x dx$ .
  - (b) Cancel one  $\sec x$  and one  $\tan x$  from the  $dx$  replacement. The number of remaining tangents is even.
  - (c) Use  $\tan^2 x = \sec^2 x - 1 (= u^2 - 1)$  to replace the leftover tangents.
3.  **$m$  is even or  $n$  is odd:**  
Use either 1 or 2 (both will work).
4. **The power of secant is odd and the power of tangent is even:**  
No guidelines. Remember that  $\int \sec x dx$  and  $\int \sec^3 x dx$  can usually be looked up.

### Example 7.20: Even Power of Secant

Evaluate  $\int \sec^6 x \tan^6 x dx$ .

**Solution.** Since the power of secant is even, we use  $u = \tan x$ , so that  $du = \sec^2 x dx$ .

$$\begin{aligned}
 \int \sec^6 x \tan^6 x dx &= \int \sec^6 x (u^6) \boxed{\frac{du}{\sec^2 x}} && \text{Using the substitution} \\
 &= \int \sec^4 x (u^6) du && \text{Cancelling a } \sec^2 x \\
 &= \int (\sec^2 x)^2 (u^6) du && \text{Rewriting } \sec^4 x \\
 &= \int (1 + \tan^2 x)^2 (u^6) du && \text{Using } \sec^2 x = 1 + \tan^2 x \\
 &= \int (1 + u^2)^2 (u^6) du && \text{Using the substitution}
 \end{aligned}$$

To integrate this product the easiest method is expand it into a polynomial and integrate

## 7.2. PRODUCTS OF TRIGONOMETRIC FUNCTIONS

term-by-term.

$$\begin{aligned}
 \int \sec^6 x \tan^6 x \, dx &= \int (u^6 + 2u^8 + u^{10}) \, du && \text{Expanding} \\
 &= \frac{u^7}{7} + \frac{2u^9}{9} + \frac{u^{11}}{11} + C && \text{Integrating} \\
 &= \frac{\tan^7 x}{7} + \frac{2 \tan^9 x}{9} + \frac{\tan^{11} x}{11} + C && \text{Rewriting in terms of } x
 \end{aligned}$$



### Example 7.21: Odd Power of Tangent

Evaluate  $\int \sec^5 x \tan x \, dx$ .

**Solution.** Since the power of tangent is odd, we use  $u = \sec x$ , so that  $du = \sec x \tan x \, dx$ . Then we have:

$$\begin{aligned}
 \int \sec^5 x \tan x \, dx &= \int \sec^5 x \tan x \boxed{\frac{du}{\sec x \tan x}} && \text{Substituting } dx \text{ first} \\
 &= \int \sec^4 x \, du && \text{Cancelling} \\
 &= \int u^4 \, du && \text{Using the substitution} \\
 &= \frac{u^5}{5} + C && \text{Integrating} \\
 &= \frac{\sec^5 x}{5} + C && \text{Rewriting in terms of } x
 \end{aligned}$$



### Example 7.22: Odd Power of Secant and Even Power of Tangent

Evaluate  $\int \sec x \tan^2 x \, dx$ .

**Solution.** The guidelines don't help us in this scenario. But since  $\tan^2 x = \sec^2 x - 1$ , we have

$$\begin{aligned}
 \int \sec x \tan^2 x \, dx &= \int \sec x (\sec^2 x - 1) \, dx \\
 &= \int (\sec^3 x - \sec x) \, dx \\
 &= \frac{1}{2} (\sec x \tan x + \ln |\sec x + \tan x|) - \ln |\sec x + \tan x| + C \\
 &= \frac{1}{2} \sec x \tan x + \frac{1}{2} \ln |\sec x + \tan x| - \ln |\sec x + \tan x| + C \\
 &= \frac{1}{2} \sec x \tan x - \frac{1}{2} \ln |\sec x + \tan x| + C
 \end{aligned}$$



## Exercises for 7.2

---

Find the antiderivatives.

Exercise 7.2.1.  $\int \sin^2 x \, dx$

Exercise 7.2.2.  $\int \sin^3 x \, dx$

Exercise 7.2.3.  $\int \sin^4 x \, dx$

Exercise 7.2.4.  $\int \cos^2 x \sin^3 x \, dx$

Exercise 7.2.5.  $\int \cos^3 x \, dx$

Exercise 7.2.6.  $\int \cos^3 x \sin^2 x \, dx$

Exercise 7.2.7.  $\int \sin x (\cos x)^{3/2} \, dx$

Exercise 7.2.8.  $\int \sec^2 x \csc^2 x \, dx$

Exercise 7.2.9.  $\int \tan^3 x \sec x \, dx$

Exercise 7.2.10.  $\int \left( \frac{1}{\csc x} + \frac{1}{\sec x} \right) dx$

Exercise 7.2.11.  $\int \frac{\cos^2 x + \cos x + 1}{\cos^3 x} dx$

Exercise 7.2.12.  $\int x \sec^2(x^2) \tan^4(x^2) dx$



## 7.3 Trigonometric Substitutions

So far we have seen that it sometimes helps to replace a subexpression of a function by a single variable. Occasionally it can help to replace the original variable by something more complicated. This seems like a “reverse” substitution, but it is really no different in principle than ordinary substitution.

### Example 7.23: Sine Substitution

Evaluate  $\int \sqrt{1-x^2} dx$ .

**Solution.** Let  $x = \sin u$  so  $dx = \cos u du$ . Then

$$\int \sqrt{1-x^2} dx = \int \sqrt{1-\sin^2 u} \cos u du = \int \sqrt{\cos^2 u} \cos u du.$$

We would like to replace  $\sqrt{\cos^2 u}$  by  $\cos u$ , but this is valid only if  $\cos u$  is positive, since  $\sqrt{\cos^2 u}$  is positive. Consider again the substitution  $x = \sin u$ . We could just as well think of this as  $u = \arcsin x$ . If we do, then by the definition of the arcsine,  $-\pi/2 \leq u \leq \pi/2$ , so  $\cos u \geq 0$ . Then we continue:

$$\begin{aligned} \int \sqrt{\cos^2 u} \cos u du &= \int \cos^2 u du \\ &= \int \frac{1 + \cos 2u}{2} du = \frac{u}{2} + \frac{\sin 2u}{4} + C \\ &= \frac{\arcsin x}{2} + \frac{\sin(2 \arcsin x)}{4} + C. \end{aligned}$$

This is a perfectly good answer, though the term  $\sin(2 \arcsin x)$  is a bit unpleasant. It is possible to simplify this. Using the identity  $\sin 2x = 2 \sin x \cos x$ , we can write  $\sin 2u = 2 \sin u \cos u = 2 \sin(\arcsin x) \sqrt{1-\sin^2 u} = 2x \sqrt{1-\sin^2(\arcsin x)} = 2x \sqrt{1-x^2}$ . Then the full antiderivative is

$$\frac{\arcsin x}{2} + \frac{2x\sqrt{1-x^2}}{4} = \frac{\arcsin x}{2} + \frac{x\sqrt{1-x^2}}{2} + C.$$



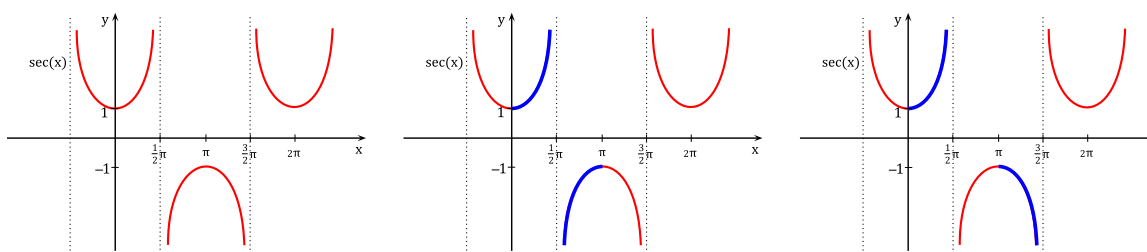
This type of substitution is usually indicated when the function you wish to integrate contains a polynomial expression that might allow you to use the fundamental identity  $\sin^2 x + \cos^2 x = 1$  in one of three forms:

$$\cos^2 x = 1 - \sin^2 x \quad \sec^2 x = 1 + \tan^2 x \quad \tan^2 x = \sec^2 x - 1.$$

If your function contains  $1-x^2$ , as in the example above, try  $x = \sin u$ ; if it contains  $1+x^2$  try  $x = \tan u$ ; and if it contains  $x^2-1$ , try  $x = \sec u$ . Sometimes you will need to try something a bit different to handle constants other than one which we will describe below. First we discuss inverse substitutions.

In a **traditional** substitution we let  $u = u(x)$ , i.e., our new variable is defined in terms of  $x$ . In an **inverse** substitution we let  $x = g(u)$ , i.e., we assume  $x$  can be written in terms of  $u$ . We cannot do this arbitrarily since we do **NOT** get to “choose”  $x$ . For example, an inverse substitution of  $x = 1$  will give an obviously wrong answer. However, when  $x = g(u)$  is an invertible function, then we are really doing a  $u$ -substitution with  $u = g^{-1}(x)$ . Now the substitution rule applies.

Sometimes with inverse substitutions involving trig functions we use  $\theta$  instead of  $u$ . Thus, we would take  $x = \sin \theta$  instead of  $x = \sin u$ . However, as we discussed above, we would like our inverse substitution  $x = g(u)$  to be a one-to-one function, and  $x = \sin u$  is not one-to-one. We can overcome this issue by using the restricted trigonometric functions. The three common trigonometric substitutions are the restricted sine, restricted tangent and restricted secant. Thus, for sine we use the domain  $[-\pi/2, \pi/2]$  and for tangent we use  $(-\pi/2, \pi/2)$ . Depending on the convention chosen, the restricted secant function is usually defined in one of two ways.



One convention is to restrict secant to the region  $[0, \pi/2) \cup (\pi/2, \pi]$  as shown in the middle graph. The other convention is to use  $[0, \pi/2) \cup [\pi, 3\pi/2)$  as shown in the right graph. Both choices give a one-to-one restricted secant function and no universal convention has been adopted. To make the analysis in this section less cumbersome, we will use the domain  $[0, \pi/2) \cup [\pi, 3\pi/2)$  for the restricted secant function. Then  $\sec^{-1} x$  is defined to be the inverse of this restricted secant function.

Typically trigonometric substitutions are used for problems that involve radical expressions. The table below outlines when each substitution is typically used along with their intervals of validity.

Expression	Substitution	Validity
$\sqrt{a^2 - x^2}$	$x = a \sin \theta$	$\theta \in [-\pi/2, \pi/2]$
$\sqrt{a^2 + x^2}$ or $a^2 + x^2$	$x = a \tan \theta$	$\theta \in (-\pi/2, \pi/2)$
$\sqrt{x^2 - a^2}$	$x = a \sec \theta$	$\theta \in [0, \pi/2) \cup [\pi, 3\pi/2)$

All three substitutions are one-to-one on the listed intervals. When dealing with radicals we often end up with absolute values since

$$\sqrt{z^2} = |z|.$$

### 7.3. TRIGONOMETRIC SUBSTITUTIONS

For each of the three trigonometric substitutions above we will verify that we can ignore the absolute value in each case when encountering a radical.

For  $x = a \sin \theta$ , the expression  $\sqrt{a^2 - x^2}$  becomes

$$\sqrt{a^2 - x^2} = \sqrt{a^2 - a^2 \sin^2 \theta} = \sqrt{a^2(1 - \sin^2 \theta)} = a\sqrt{\cos^2 \theta} = a|\cos \theta| = a \cos \theta$$

This is because  $\cos \theta \geq 0$  when  $\theta \in [-\pi/2, \pi/2]$ . For  $x = a \tan \theta$ , the expression  $\sqrt{a^2 + x^2}$  becomes

$$\sqrt{a^2 + x^2} = \sqrt{a^2 + a^2 \tan^2 \theta} = \sqrt{a^2(1 + \tan^2 \theta)} = a\sqrt{\sec^2 \theta} = a|\sec \theta| = a \sec \theta$$

This is because  $\sec \theta > 0$  when  $\theta \in (-\pi/2, \pi/2)$ .

Finally, for  $x = a \sec \theta$ , the expression  $\sqrt{x^2 - a^2}$  becomes

$$\sqrt{x^2 - a^2} = \sqrt{a^2 \sec^2 \theta - a^2} = \sqrt{a^2(\sec^2 \theta - 1)} = a\sqrt{\tan^2 \theta} = a|\tan \theta| = a \tan \theta$$

This is because  $\tan \theta \geq 0$  when  $\theta \in [0, \pi/2) \cup [\pi, 3\pi/2)$ .

Thus, when using an appropriate trigonometric substitution we can usually ignore the absolute value. After integrating, we typically get an answer in terms of  $\theta$  (or  $u$ ) and need to convert back to  $x$ 's. To do so, we use the two guidelines below:

- For trig functions containing  $\theta$ , use a triangle to convert to  $x$ 's.
- For  $\theta$  by itself, use the inverse trig function.

To emphasize the technique, we redo the computation for  $\int \sqrt{1 - x^2} dx$ .

#### Example 7.24: Sine Substitution

Evaluate  $\int \sqrt{1 - x^2} dx$ .

**Solution.** Since  $\sqrt{1 - x^2}$  appears in the integrand we try the trigonometric substitution  $x = \sin \theta$ . (Here we are using the restricted sine function with  $\theta \in [-\pi/2, \pi/2]$  but typically omit this detail when writing out the solution.) Then  $\boxed{dx} = \boxed{\cos \theta d\theta}$ .

$$\begin{aligned} \int \sqrt{1 - x^2} \boxed{dx} &= \int \sqrt{1 - \sin^2 \theta} \boxed{\cos \theta d\theta} && \text{Using our (inverse) substitution} \\ &= \int \sqrt{\cos^2 \theta} \cos \theta d\theta && \text{Since } \sin^2 \theta + \cos^2 \theta = 1 \\ &= \int |\cos \theta| \cdot \cos \theta d\theta && \text{Since } \sqrt{\cos^2 \theta} = |\cos \theta| \\ &= \int \cos^2 \theta d\theta && \text{Since for } \theta \in [-\frac{\pi}{2}, \frac{\pi}{2}] \text{ we have } \cos \theta \geq 0. \end{aligned}$$

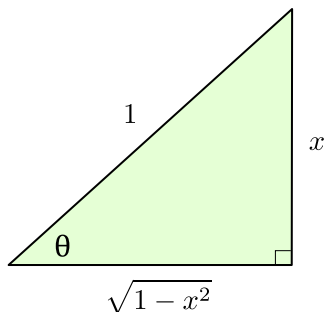
Often we omit the step containing the absolute value by our discussion above. Now, to integrate a power of cosine we use the guidelines for products of sine and cosine and make use of the identity

$$\cos^2 \theta = \frac{1}{2}(1 + \cos(2\theta)).$$

Our integral then becomes

$$\int \sqrt{1-x^2} = \frac{1}{2} \int (1 + \cos(2\theta)) d\theta = \frac{\theta}{2} + \frac{\sin(2\theta)}{4} + C$$

To write the answer back in terms of  $x$  we use a right triangle. Since  $\sin \theta = x/1$  we have the triangle:



The triangle gives  $\sin \theta$ ,  $\cos \theta$ ,  $\tan \theta$ , but have a  $\sin(2\theta)$ . Thus, we use an identity to write

$$\sin(2\theta) = 2 \sin \theta \cos \theta = 2 \left( \frac{x}{1} \right) \left( \frac{\sqrt{1-x^2}}{1} \right)$$

For  $\theta$  by itself we use  $\theta = \sin^{-1} x$ . Thus, the integral is

$$\int \sqrt{1-x^2} dx = \frac{\sin^{-1} x}{2} + \frac{x\sqrt{1-x^2}}{2} + C$$



### Example 7.25: Secant Substitution

Evaluate  $\int \frac{\sqrt{25x^2 - 4}}{x} dx$ .

**Solution.** We do not have  $\sqrt{x^2 - a^2}$  because of the 25, but if we factor 25 out we get:

$$\int \frac{\sqrt{25(x^2 - (4/25))}}{x} dx = \int 5 \frac{\sqrt{x^2 - (4/25)}}{x} dx.$$

Now,  $a = 2/5$ , so let  $x = \frac{2}{5} \sec \theta$ . Alternatively, we can think of the integral as being:

$$\int \frac{\sqrt{(5x)^2 - 4}}{x} dx$$

Then we could let  $u = 5x$  followed by  $u = 2 \sec \theta$ , etc. Or equivalently, we can avoid a  $u$ -substitution by letting  $5x = 2 \sec \theta$ . In either case we are using the trigonometric substitution

### 7.3. TRIGONOMETRIC SUBSTITUTIONS

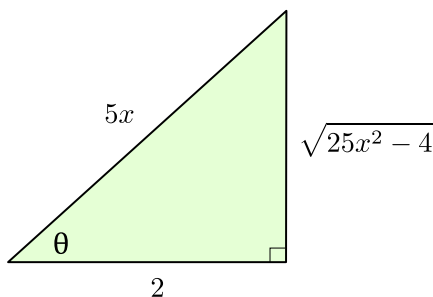
$x = \frac{2}{5} \sec \theta$ , but do use the method that makes the most sense to you! As  $x = \frac{2}{5} \sec \theta$  we have  $\boxed{dx} = \boxed{\frac{2}{5} \sec \theta \tan \theta d\theta}$ .

$$\begin{aligned}
 \int \frac{\sqrt{25x^2 - 4}}{x} \boxed{dx} &= \int \frac{\sqrt{25 \frac{4 \sec^2 \theta}{25} - 4}}{\frac{2}{5} \sec \theta} \boxed{\frac{2}{5} \sec \theta \tan \theta d\theta} && \text{Using the substitution} \\
 &= \int \sqrt{4(\sec^2 \theta - 1)} \cdot \tan \theta d\theta && \text{Cancelling} \\
 &= 2 \int \sqrt{\tan^2 \theta} \cdot \tan \theta d\theta && \text{Using } \tan^2 \theta + 1 = \sec^2 \theta \\
 &= 2 \int \tan^2 \theta d\theta && \text{Simplifying} \\
 &= 2 \int (\sec^2 \theta - 1) d\theta && \text{Using } \tan^2 \theta + 1 = \sec^2 \theta \\
 &= 2(\tan \theta - \theta) + C && \text{Since } \int \sec^2 \theta d\theta = \tan \theta + C
 \end{aligned}$$

For  $\tan \theta$ , we use a right triangle.

$$x = \frac{2}{5} \sec \theta \quad \rightarrow \quad x = \frac{2}{5} \frac{1}{\cos \theta} \quad \rightarrow \quad \cos \theta = \frac{2}{5x}$$

Using SOH CAH TOA, the triangle is then



For  $\theta$  by itself, we use  $\theta = \sec^{-1}(5x/2)$ . Thus,

$$\int \frac{\sqrt{25x^2 - 4}}{x} dx = 2 \left( \frac{\sqrt{25x^2 - 4}}{2} - \sec^{-1} \left( \frac{5x}{2} \right) \right) + C$$



In the context of the previous example, some resources give alternate guidelines when choosing a trigonometric substitution.

$$\sqrt{a^2 - b^2 x^2} \quad \rightarrow \quad x = \frac{a}{b} \sin \theta$$

$$\sqrt{b^2 x^2 + a^2} \quad \text{or} \quad (b^2 x^2 + a^2) \quad \rightarrow \quad x = \frac{a}{b} \tan \theta$$

$$\sqrt{b^2 x^2 - a^2} \quad \rightarrow \quad x = \frac{a}{b} \sec \theta$$

We next look at a tangent substitution.

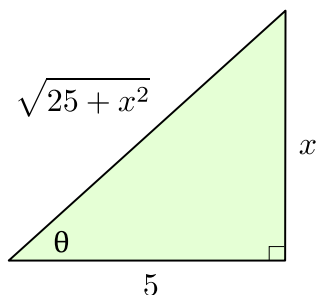
**Example 7.26: Tangent Substitution**

Evaluate  $\int \frac{1}{\sqrt{25+x^2}} dx$ .

**Solution.** Let  $x = 5 \tan \theta$  so that  $dx = 5 \sec^2 \theta d\theta$ .

$$\begin{aligned}
 \int \frac{1}{\sqrt{25+x^2}} dx &= \int \frac{1}{\sqrt{25+25 \tan^2 \theta}} 5 \sec^2 \theta d\theta && \text{Using our substitution} \\
 &= \int \frac{1}{\sqrt{25(1+\tan^2 \theta)}} \cdot 5 \sec^2 \theta d\theta && \text{Factor out 25} \\
 &= \int \frac{1}{5\sqrt{\sec^2 \theta}} \cdot 5 \sec^2 \theta d\theta && \text{Using } \tan^2 \theta + 1 = \sec^2 \theta \\
 &= \int \sec \theta d\theta && \text{Simplifying} \\
 &= \ln |\sec \theta + \tan \theta| + C && \text{By } \int \sec \theta dx = \ln |\sec \theta + \tan \theta| + C
 \end{aligned}$$

Since  $\tan \theta = x/5$ , we draw a triangle:



Then

$$\sec \theta = \frac{1}{\cos \theta} = \frac{\sqrt{25+x^2}}{5}.$$

Therefore, the integral is

$$\int \frac{1}{\sqrt{25+x^2}} dx = \ln \left| \frac{\sqrt{25+x^2}}{5} + \frac{x}{5} \right| + C$$



In the next example, we will use the technique of completing the square in order to rewrite the integrand.

### 7.3. TRIGONOMETRIC SUBSTITUTIONS

#### Example 7.27: Completing the Square

$$\text{Evaluate } \int \frac{x}{\sqrt{3-2x-x^2}} dx.$$

**Solution.** First, complete the square to write

$$3 - 2x - x^2 = 4 - (x + 1)^2$$

Now, we may let  $u = x + 1$  so that  $du = dx$  (note that  $x = u - 1$ ) to get:


$$\int \frac{x}{\sqrt{4 - (x + 1)^2}} dx = \int \frac{u - 1}{\sqrt{4 - u^2}} du$$

Let  $u = 2 \sin \theta$  giving  $du = 2 \cos \theta d\theta$ :

$$\int \frac{u - 1}{\sqrt{4 - u^2}} du = \int \frac{2 \sin \theta - 1}{2 \cos \theta} \cdot 2 \cos \theta d\theta = \int (2 \sin \theta - 1) d\theta$$

Integrating and using a triangle we get:

$$\begin{aligned} \int \frac{x}{\sqrt{3 - 2x - x^2}} &= -2 \cos \theta - \theta + C \\ &= -\sqrt{4 - u^2} - \sin^{-1} \left( \frac{u}{2} \right) + C \\ &= -\sqrt{3 - 2x - x^2} - \sin^{-1} \left( \frac{x + 1}{2} \right) + C \end{aligned}$$

Note that in this problem we could have skipped the  $u$ -substitution if instead we let  $x + 1 = 2 \sin \theta$ . (For the triangle we would then use  $\sin \theta = \frac{x + 1}{2}$ .) 

## Exercises for 7.3

---

**Exercise 7.3.1.**  $\int \sqrt{x^2 - 1} dx$

**Exercise 7.3.2.**  $\int \sqrt{9 + 4x^2} dx$

**Exercise 7.3.3.**  $\int x\sqrt{1 - x^2} dx$

**Exercise 7.3.4.**  $\int x^2\sqrt{1 - x^2} dx$

**Exercise 7.3.5.**  $\int \frac{1}{\sqrt{1 + x^2}} dx$

**Exercise 7.3.6.**  $\int \sqrt{x^2 + 2x} \, dx$

**Exercise 7.3.7.**  $\int \frac{1}{x^2(1+x^2)} \, dx$

**Exercise 7.3.8.**  $\int \frac{x^2}{\sqrt{4-x^2}} \, dx$

**Exercise 7.3.9.**  $\int \frac{\sqrt{x}}{\sqrt{1-x}} \, dx$

**Exercise 7.3.10.**  $\int \frac{x^3}{\sqrt{4x^2-1}} \, dx$

## 7.4 Integration by Parts

---

We have already seen that recognizing the product rule can be useful, when we noticed that

$$\int \sec^3 u + \sec u \tan^2 u \, du = \sec u \tan u.$$

As with substitution, we do not have to rely on insight or cleverness to discover such antiderivatives; there is a technique that will often help to uncover the product rule.

Start with the product rule:

$$\frac{d}{dx} f(x)g(x) = f'(x)g(x) + f(x)g'(x).$$

We can rewrite this as

$$f(x)g(x) = \int f'(x)g(x) \, dx + \int f(x)g'(x) \, dx,$$

and then

$$\int f(x)g'(x) \, dx = f(x)g(x) - \int f'(x)g(x) \, dx.$$

This may not seem particularly useful at first glance, but it turns out that in many cases we have an integral of the form

$$\int f(x)g'(x) \, dx$$

but that

$$\int f'(x)g(x) \, dx$$

is easier. This technique for turning one integral into another is called **integration by parts**, and is usually written in more compact form. If we let  $u = f(x)$  and  $v = g(x)$  then  $du = f'(x) \, dx$  and  $dv = g'(x) \, dx$  and

$$\int u \, dv = uv - \int v \, du.$$

To use this technique we need to identify likely candidates for  $u = f(x)$  and  $dv = g'(x) \, dx$ .



**Example 7.28: Product of a Linear Function and Logarithm**

Evaluate  $\int x \ln x \, dx$ .

**Solution.** Let  $u = \ln x$  so  $du = 1/x \, dx$ . Then we must let  $dv = x \, dx$  so  $v = x^2/2$  and

$$\int x \ln x \, dx = \frac{x^2 \ln x}{2} - \int \frac{x^2}{2} \frac{1}{x} \, dx = \frac{x^2 \ln x}{2} - \int \frac{x}{2} \, dx = \frac{x^2 \ln x}{2} - \frac{x^2}{4} + C.$$

**Example 7.29: Product of a Linear Function and Trigonometric Function**

Evaluate  $\int x \sin x \, dx$ .

**Solution.** Let  $u = x$  so  $du = dx$ . Then we must let  $dv = \sin x \, dx$  so  $v = -\cos x$  and

$$\int x \sin x \, dx = -x \cos x - \int -\cos x \, dx = -x \cos x + \int \cos x \, dx = -x \cos x + \sin x + C.$$

**Example 7.30: Secant Cubed (again)**

Evaluate  $\int \sec^3 x \, dx$ .

**Solution.** Of course we already know the answer to this, but we needed to be clever to discover it. Here we'll use the new technique to discover the antiderivative. Let  $u = \sec x$  and  $dv = \sec^2 x \, dx$ . Then  $du = \sec x \tan x$  and  $v = \tan x$  and

$$\begin{aligned} \int \sec^3 x \, dx &= \sec x \tan x - \int \tan^2 x \sec x \, dx \\ &= \sec x \tan x - \int (\sec^2 x - 1) \sec x \, dx \\ &= \sec x \tan x - \int \sec^3 x \, dx + \int \sec x \, dx. \end{aligned}$$

At first this looks useless—we're right back to  $\int \sec^3 x \, dx$ . But looking more closely:

$$\begin{aligned} \int \sec^3 x \, dx &= \sec x \tan x - \int \sec^3 x \, dx + \int \sec x \, dx \\ \int \sec^3 x \, dx + \int \sec^3 x \, dx &= \sec x \tan x + \int \sec x \, dx \\ 2 \int \sec^3 x \, dx &= \sec x \tan x + \int \sec x \, dx \\ \int \sec^3 x \, dx &= \frac{\sec x \tan x}{2} + \frac{1}{2} \int \sec x \, dx \\ &= \frac{\sec x \tan x}{2} + \frac{\ln |\sec x + \tan x|}{2} + C. \end{aligned}$$



**Example 7.31: Product of a Polynomial and Trigonometric Function**

Evaluate  $\int x^2 \sin x \, dx$ .

**Solution.** Let  $u = x^2$ ,  $dv = \sin x \, dx$ ; then  $du = 2x \, dx$  and  $v = -\cos x$ . Now

$$\int x^2 \sin x \, dx = -x^2 \cos x + \int 2x \cos x \, dx.$$

This is better than the original integral, but we need to do integration by parts again. Let  $u = 2x$ ,  $dv = \cos x \, dx$ ; then  $du = 2$  and  $v = \sin x$ , and

$$\begin{aligned} \int x^2 \sin x \, dx &= -x^2 \cos x + \int 2x \cos x \, dx \\ &= -x^2 \cos x + 2x \sin x - \int 2 \sin x \, dx \\ &= -x^2 \cos x + 2x \sin x + 2 \cos x + C. \end{aligned}$$



Such repeated use of integration by parts is fairly common, but it can be a bit tedious to accomplish, and it is easy to make errors, especially sign errors involving the subtraction in the formula. There is a nice tabular method to accomplish the calculation that minimizes the chance for error and speeds up the whole process. We illustrate with the previous example. Here is the table:

sign	$u$	$dv$
+	$x^2$	$\sin x$
-	$2x$	$-\cos x$
+	$2$	$-\sin x$
-	$0$	$\cos x$

To form this table, we start with  $u$  at the top of the second column and repeatedly compute the derivative; starting with  $dv$  at the top of the third column, we repeatedly compute the antiderivative. In the first column, we place a “-” in every second row. To form the second table we combine the first and second columns by ignoring the boundary; if you do this by hand, you may simply start with two columns and add a “-” to every second row.

Alternatively, we can use the following table:

$u$	$dv$
$x^2$	$\sin x$
$-2x$	$-\cos x$
$2$	$-\sin x$
$0$	$\cos x$

To compute with this second table we begin at the top. Multiply the first entry in column  $u$  by the second entry in column  $dv$  to get  $-x^2 \cos x$ , and add this to the integral of the product of the second entry in column  $u$  and second entry in column  $dv$ . This gives:

$$-x^2 \cos x + \int 2x \cos x \, dx,$$

## 7.4. INTEGRATION BY PARTS

or exactly the result of the first application of integration by parts. Since this integral is not yet easy, we return to the table. Now we multiply twice on the diagonal,  $(x^2)(-\cos x)$  and  $(-2x)(-\sin x)$  and then once straight across,  $(2)(-\sin x)$ , and combine these as

$$-x^2 \cos x + 2x \sin x - \int 2 \sin x \, dx,$$

giving the same result as the second application of integration by parts. While this integral is easy, we may return yet once more to the table. Now multiply three times on the diagonal to get  $(x^2)(-\cos x)$ ,  $(-2x)(-\sin x)$ , and  $(2)(\cos x)$ , and once straight across,  $(0)(\cos x)$ . We combine these as before to get

$$-x^2 \cos x + 2x \sin x + 2 \cos x + \int 0 \, dx = -x^2 \cos x + 2x \sin x + 2 \cos x + C.$$

Typically we would fill in the table one line at a time, until the “straight across” multiplication gives an easy integral. If we can see that the  $u$  column will eventually become zero, we can instead fill in the whole table; computing the products as indicated will then give the entire integral, including the “ $+C$ ”, as above.

## Exercises for 7.4

---

Find the antiderivatives.

**Exercise 7.4.1.**  $\int x \cos x \, dx$

**Exercise 7.4.2.**  $\int x^2 \cos x \, dx$

**Exercise 7.4.3.**  $\int x e^x \, dx$

**Exercise 7.4.4.**  $\int x e^{x^2} \, dx$

**Exercise 7.4.5.**  $\int \sin^2 x \, dx$

**Exercise 7.4.6.**  $\int \ln x \, dx$

**Exercise 7.4.7.**  $\int x \arctan x \, dx$

**Exercise 7.4.8.**  $\int x^3 \sin x \, dx$

**Exercise 7.4.9.**  $\int x^3 \cos x \, dx$

**Exercise 7.4.10.**  $\int x \sin^2 x \, dx$

**Exercise 7.4.11.**  $\int x \sin x \cos x \, dx$

**Exercise 7.4.12.**  $\int \arctan(\sqrt{x}) \, dx$

**Exercise 7.4.13.**  $\int \sin(\sqrt{x}) \, dx$

**Exercise 7.4.14.**  $\int \sec^2 x \csc^2 x \, dx$

## 7.5 Rational Functions

A **rational function** is a fraction with polynomials in the numerator and denominator. For example,

$$\frac{x^3}{x^2 + x - 6}, \quad \frac{1}{(x - 3)^2}, \quad \frac{x^2 + 1}{x^2 - 1},$$

are all rational functions of  $x$ . There is a general technique called “partial fractions” that, in principle, allows us to integrate any rational function. The algebraic steps in the technique are rather cumbersome if the polynomial in the denominator has degree more than 2, and the technique requires that we factor the denominator, something that is not always possible. However, in practice one does not often run across rational functions with high degree polynomials in the denominator for which one has to find the antiderivative function. So we shall explain how to find the antiderivative of a rational function only when the denominator is a quadratic polynomial  $ax^2 + bx + c$ .

We should mention a special type of rational function that we already know how to integrate: If the denominator has the form  $(ax + b)^n$ , the substitution  $u = ax + b$  will always work. The denominator becomes  $u^n$ , and each  $x$  in the numerator is replaced by  $(u - b)/a$ , and  $dx = du/a$ . While it may be tedious to complete the integration if the numerator has high degree, it is merely a matter of algebra.

### Example 7.32: Substitution and Splitting Up a Fraction

Find  $\int \frac{x^3}{(3 - 2x)^5} \, dx$ .

**Solution.** Using the substitution  $u = 3 - 2x$  we get

$$\begin{aligned} \int \frac{x^3}{(3 - 2x)^5} \, dx &= \frac{1}{-2} \int \frac{\left(\frac{u-3}{-2}\right)^3}{u^5} \, du = \frac{1}{16} \int \frac{u^3 - 9u^2 + 27u - 27}{u^5} \, du \\ &= \frac{1}{16} \int u^{-2} - 9u^{-3} + 27u^{-4} - 27u^{-5} \, du \end{aligned}$$

## 7.5. RATIONAL FUNCTIONS

$$\begin{aligned}
 &= \frac{1}{16} \left( \frac{u^{-1}}{-1} - \frac{9u^{-2}}{-2} + \frac{27u^{-3}}{-3} - \frac{27u^{-4}}{-4} \right) + C \\
 &= \frac{1}{16} \left( \frac{(3-2x)^{-1}}{-1} - \frac{9(3-2x)^{-2}}{-2} + \frac{27(3-2x)^{-3}}{-3} - \frac{27(3-2x)^{-4}}{-4} \right) + C \\
 &= -\frac{1}{16(3-2x)} + \frac{9}{32(3-2x)^2} - \frac{9}{16(3-2x)^3} + \frac{27}{64(3-2x)^4} + C
 \end{aligned}$$



We now proceed to the case in which the denominator is a quadratic polynomial. We can always factor out the coefficient of  $x^2$  and put it outside the integral, so we can assume that the denominator has the form  $x^2 + bx + c$ . There are three possible cases, depending on how the quadratic factors: either  $x^2 + bx + c = (x - r)(x - s)$ ,  $x^2 + bx + c = (x - r)^2$ , or it doesn't factor. We can use the quadratic formula to decide which of these we have, and to factor the quadratic if it is possible.

### Example 7.33: Factoring a Quadratic

Determine whether  $x^2 + x + 1$  factors, and factor it if possible.

**Solution.** The quadratic formula tells us that  $x^2 + x + 1 = 0$  when

$$x = \frac{-1 \pm \sqrt{1 - 4}}{2}.$$

Since there is no square root of  $-3$ , this quadratic does not factor.



### Example 7.34: Factoring a Quadratic with Real Roots

Determine whether  $x^2 - x - 1$  factors, and factor it if possible.

**Solution.** The quadratic formula tells us that  $x^2 - x - 1 = 0$  when

$$x = \frac{1 \pm \sqrt{1 + 4}}{2} = \frac{1 \pm \sqrt{5}}{2}.$$

Therefore

$$x^2 - x - 1 = \left( x - \frac{1 + \sqrt{5}}{2} \right) \left( x - \frac{1 - \sqrt{5}}{2} \right).$$



If  $x^2 + bx + c = (x - r)^2$  then we have the special case we have already seen, that can be handled with a substitution. The other two cases require different approaches.

If  $x^2 + bx + c = (x - r)(x - s)$ , we have an integral of the form

$$\int \frac{p(x)}{(x - r)(x - s)} dx$$

where  $p(x)$  is a polynomial. The first step is to make sure that  $p(x)$  has degree less than 2.

**Example 7.35:**

Rewrite

$$\int \frac{x^3}{(x-2)(x+3)} dx$$


in terms of an integral with a numerator that has degree less than 2.

**Solution.** To do this we use long division of polynomials to discover that

$$\frac{x^3}{(x-2)(x+3)} = \frac{x^3}{x^2+x-6} = x-1 + \frac{7x-6}{x^2+x-6} = x-1 + \frac{7x-6}{(x-2)(x+3)}.$$

See [http://en.wikipedia.org/wiki/Polynomial\\_long\\_division](http://en.wikipedia.org/wiki/Polynomial_long_division) for a review on long division. Then

$$\int \frac{x^3}{(x-2)(x+3)} dx = \int x-1 dx + \int \frac{7x-6}{(x-2)(x+3)} dx.$$

The first integral is easy, so only the second requires some work. 

Now consider the following simple algebra of fractions:

$$\frac{A}{x-r} + \frac{B}{x-s} = \frac{A(x-s) + B(x-r)}{(x-r)(x-s)} = \frac{(A+B)x - As - Br}{(x-r)(x-s)}.$$

That is, adding two fractions with constant numerator and denominators  $(x-r)$  and  $(x-s)$  produces a fraction with denominator  $(x-r)(x-s)$  and a polynomial of degree less than 2 for the numerator. We want to reverse this process: starting with a single fraction, we want to write it as a sum of two simpler fractions. An example should make it clear how to proceed.**Example 7.36: Partial Fraction Decomposition**Evaluate  $\int \frac{x^3}{(x-2)(x+3)} dx$ .**Solution.** We start by writing  $\frac{7x-6}{(x-2)(x+3)}$  as the sum of two fractions. We want to end up with

$$\frac{7x-6}{(x-2)(x+3)} = \frac{A}{x-2} + \frac{B}{x+3}.$$

If we go ahead and add the fractions on the right hand side we get

$$\frac{7x-6}{(x-2)(x+3)} = \frac{(A+B)x + 3A - 2B}{(x-2)(x+3)}.$$

So all we need to do is find  $A$  and  $B$  so that  $7x-6 = (A+B)x + 3A - 2B$ , which is to say, we need  $7 = A+B$  and  $-6 = 3A - 2B$ . This is a problem you've seen before: solve a system of two equations in two unknowns. There are many ways to proceed; here's one: If  $7 = A+B$

## 7.5. RATIONAL FUNCTIONS

then  $B = 7 - A$  and so  $-6 = 3A - 2B = 3A - 2(7 - A) = 3A - 14 + 2A = 5A - 14$ . This is easy to solve for  $A$ :  $A = 8/5$ , and then  $B = 7 - A = 7 - 8/5 = 27/5$ . Thus

$$\int \frac{7x - 6}{(x - 2)(x + 3)} dx = \int \frac{8}{5} \frac{1}{x - 2} + \frac{27}{5} \frac{1}{x + 3} dx = \frac{8}{5} \ln |x - 2| + \frac{27}{5} \ln |x + 3| + C.$$

The answer to the original problem is now

$$\begin{aligned} \int \frac{x^3}{(x - 2)(x + 3)} dx &= \int x - 1 dx + \int \frac{7x - 6}{(x - 2)(x + 3)} dx \\ &= \frac{x^2}{2} - x + \frac{8}{5} \ln |x - 2| + \frac{27}{5} \ln |x + 3| + C. \end{aligned}$$



Now suppose that  $x^2 + bx + c$  doesn't factor. Again we can use long division to ensure that the numerator has degree less than 2, then we complete the square.

### Example 7.37: Denominator Does Not Factor

Evaluate  $\int \frac{x + 1}{x^2 + 4x + 8} dx$ .

**Solution.** The quadratic denominator does not factor. We could complete the square and use a trigonometric substitution, but it is simpler to rearrange the integrand:

$$\int \frac{x + 1}{x^2 + 4x + 8} dx = \int \frac{x + 2}{x^2 + 4x + 8} dx - \int \frac{1}{x^2 + 4x + 8} dx.$$

The first integral is an easy substitution problem, using  $u = x^2 + 4x + 8$ :

$$\int \frac{x + 2}{x^2 + 4x + 8} dx = \frac{1}{2} \int \frac{du}{u} = \frac{1}{2} \ln |x^2 + 4x + 8|.$$

For the second integral we complete the square:

$$x^2 + 4x + 8 = (x + 2)^2 + 4 = 4 \left( \left( \frac{x + 2}{2} \right)^2 + 1 \right),$$

making the integral

$$\frac{1}{4} \int \frac{1}{\left( \frac{x+2}{2} \right)^2 + 1} dx.$$

Using  $u = \frac{x + 2}{2}$  we get

$$\frac{1}{4} \int \frac{1}{\left( \frac{x+2}{2} \right)^2 + 1} dx = \frac{1}{4} \int \frac{2}{u^2 + 1} dx = \frac{1}{2} \arctan \left( \frac{x + 2}{2} \right).$$

The final answer is now

$$\int \frac{x + 1}{x^2 + 4x + 8} dx = \frac{1}{2} \ln |x^2 + 4x + 8| - \frac{1}{2} \arctan \left( \frac{x + 2}{2} \right) + C.$$



## Exercises for 7.5

---

Exercise 7.5.1.  $\int \frac{1}{4-x^2} dx$

Exercise 7.5.2.  $\int \frac{x^4}{4-x^2} dx$

Exercise 7.5.3.  $\int \frac{1}{x^2+10x+25} dx$

Exercise 7.5.4.  $\int \frac{x^2}{4-x^2} dx$

Exercise 7.5.5.  $\int \frac{x^4}{4+x^2} dx$

Exercise 7.5.6.  $\int \frac{1}{x^2+10x+29} dx$

Exercise 7.5.7.  $\int \frac{x^3}{4+x^2} dx$

Exercise 7.5.8.  $\int \frac{1}{x^2+10x+21} dx$

Exercise 7.5.9.  $\int \frac{1}{2x^2-x-3} dx$

Exercise 7.5.10.  $\int \frac{1}{x^2+3x} dx$

## 7.6 Numerical Integration

---

We have now seen some of the most generally useful methods for discovering antiderivatives, and there are others. Unfortunately, some functions have no simple antiderivatives; in such cases if the value of a definite integral is needed it will have to be approximated. We will see two methods that work reasonably well and yet are fairly simple; in some cases more sophisticated techniques will be needed.

Of course, we already know one way to approximate an integral: if we think of the integral as computing an area, we can add up the areas of some rectangles. While this is quite simple, it is usually the case that a large number of rectangles is needed to get acceptable accuracy. A similar approach is much better: we approximate the area under a curve over a small interval as the area of a trapezoid. In figure 7.1 we see an area under a curve approximated by rectangles and by trapezoids; it is apparent that the trapezoids give a substantially better approximation on each subinterval.



## 7.6. NUMERICAL INTEGRATION

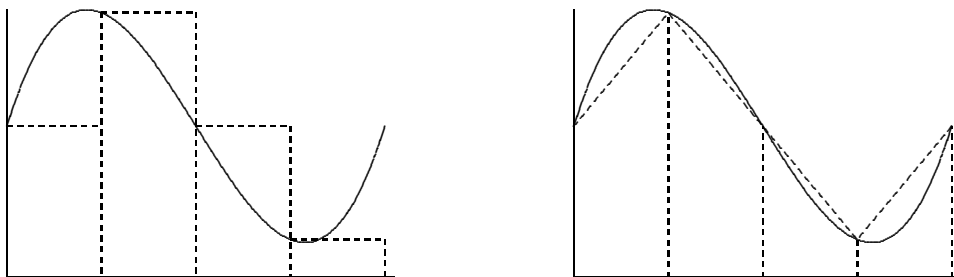


Figure 7.1: Approximating an area with rectangles and with trapezoids.

As with rectangles, we divide the interval into  $n$  equal subintervals of length  $\Delta x$ . A typical trapezoid is pictured in figure 7.2; it has area

$$\frac{f(x_i) + f(x_{i+1})}{2} \Delta x.$$

If we add up the areas of all trapezoids we get

$$\begin{aligned} & \frac{f(x_0) + f(x_1)}{2} \Delta x + \frac{f(x_1) + f(x_2)}{2} \Delta x + \cdots + \frac{f(x_{n-1}) + f(x_n)}{2} \Delta x \\ &= \left( \frac{f(x_0)}{2} + f(x_1) + f(x_2) + \cdots + f(x_{n-1}) + \frac{f(x_n)}{2} \right) \Delta x. \end{aligned}$$

For a modest number of subintervals this is not too difficult to do with a calculator; a computer can easily do many subintervals.

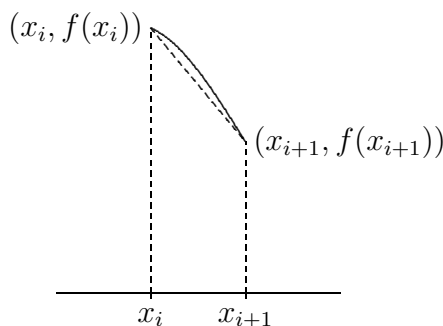


Figure 7.2: A single trapezoid.

In practice, an approximation is useful only if we know how accurate it is; for example, we might need a particular value accurate to three decimal places. When we compute a particular approximation to an integral, the error is the difference between the approximation and the true value of the integral. For any approximation technique, we need an **error estimate**, a value that is guaranteed to be larger than the actual error. If  $A$  is an approximation and  $E$  is the associated error estimate, then we know that the true value of the integral is between  $A - E$  and  $A + E$ . In the case of our approximation of the integral, we want  $E = E(\Delta x)$  to be a function of  $\Delta x$  that gets small rapidly as  $\Delta x$  gets small. Fortunately, for many functions, there is such an error estimate associated with the trapezoid approximation.

**Theorem 7.38: Error for Trapezoid Approximation**

Suppose  $f$  has a second derivative  $f''$  everywhere on the interval  $[a, b]$ , and  $|f''(x)| \leq M$  for all  $x$  in the interval. With  $\Delta x = (b - a)/n$ , an error estimate for the trapezoid approximation is

$$E(\Delta x) = \frac{b - a}{12} M (\Delta x)^2 = \frac{(b - a)^3}{12n^2} M.$$

Let's see how we can use this.

**Example 7.39: Approximate an Integral With Trapezoids**

Approximate  $\int_0^1 e^{-x^2} dx$  to two decimal places.

**Solution.** The second derivative of  $f = e^{-x^2}$  is  $(4x^2 - 2)e^{-x^2}$ , and it is not hard to see that on  $[0, 1]$ ,  $|(4x^2 - 2)e^{-x^2}| \leq 2$ . We begin by estimating the number of subintervals we are likely to need. To get two decimal places of accuracy, we will certainly need  $E(\Delta x) < 0.005$  or

$$\begin{aligned} \frac{1}{12}(2)\frac{1}{n^2} &< 0.005 \\ \frac{1}{6}(200) &< n^2 \\ 5.77 \approx \sqrt{\frac{100}{3}} &< n \end{aligned}$$

With  $n = 6$ , the error estimate is thus  $1/6^3 < 0.0047$ . We compute the trapezoid approximation for six intervals:

$$\left( \frac{f(0)}{2} + f(1/6) + f(2/6) + \cdots + f(5/6) + \frac{f(1)}{2} \right) \frac{1}{6} \approx 0.74512.$$

So the true value of the integral is between  $0.74512 - 0.0047 = 0.74042$  and  $0.74512 + 0.0047 = 0.74982$ . Unfortunately, the first rounds to 0.74 and the second rounds to 0.75, so we can't be sure of the correct value in the second decimal place; we need to pick a larger  $n$ . As it turns out, we need to go to  $n = 12$  to get two bounds that both round to the same value, which turns out to be 0.75. For comparison, using 12 rectangles to approximate the area gives 0.7727, which is considerably less accurate than the approximation using six trapezoids.

In practice it generally pays to start by requiring better than the maximum possible error; for example, we might have initially required  $E(\Delta x) < 0.001$ , or

$$\begin{aligned} \frac{1}{12}(2)\frac{1}{n^2} &< 0.001 \\ \frac{1}{6}(1000) &< n^2 \\ 12.91 \approx \sqrt{\frac{500}{3}} &< n \end{aligned}$$

Had we immediately tried  $n = 13$  this would have given us the desired answer. 

## 7.6. NUMERICAL INTEGRATION

The trapezoid approximation works well, especially compared to rectangles, because the tops of the trapezoids form a reasonably good approximation to the curve when  $\Delta x$  is fairly small. We can extend this idea: what if we try to approximate the curve more closely, by using something other than a straight line? The obvious candidate is a parabola: if we can approximate a short piece of the curve with a parabola with equation  $y = ax^2 + bx + c$ , we can easily compute the area under the parabola.

There are an infinite number of parabolas through any two given points, but only one through three given points. If we find a parabola through three consecutive points  $(x_i, f(x_i))$ ,  $(x_{i+1}, f(x_{i+1}))$ ,  $(x_{i+2}, f(x_{i+2}))$  on the curve, it should be quite close to the curve over the whole interval  $[x_i, x_{i+2}]$ , as in figure 7.3. If we divide the interval  $[a, b]$  into an even number of subintervals, we can then approximate the curve by a sequence of parabolas, each covering two of the subintervals. For this to be practical, we would like a simple formula for the area under one parabola, namely, the parabola through  $(x_i, f(x_i))$ ,  $(x_{i+1}, f(x_{i+1}))$ , and  $(x_{i+2}, f(x_{i+2}))$ . That is, we should attempt to write down the parabola  $y = ax^2 + bx + c$  through these points and then integrate it, and hope that the result is fairly simple. Although the algebra involved is messy, this turns out to be possible. The algebra is well within the capability of a good computer algebra system like Sage, so we will present the result without all of the algebra.

To find the parabola, we solve these three equations for  $a$ ,  $b$ , and  $c$ :

$$\begin{aligned} f(x_i) &= a(x_{i+1} - \Delta x)^2 + b(x_{i+1} - \Delta x) + c \\ f(x_{i+1}) &= a(x_{i+1})^2 + b(x_{i+1}) + c \\ f(x_{i+2}) &= a(x_{i+1} + \Delta x)^2 + b(x_{i+1} + \Delta x) + c \end{aligned}$$

Not surprisingly, the solutions turn out to be quite messy. Nevertheless, Sage can easily compute and simplify the integral to get

$$\int_{x_{i+1}-\Delta x}^{x_{i+1}+\Delta x} ax^2 + bx + c \, dx = \frac{\Delta x}{3}(f(x_i) + 4f(x_{i+1}) + f(x_{i+2})).$$

Now the sum of the areas under all parabolas is

$$\begin{aligned} \frac{\Delta x}{3}(f(x_0) + 4f(x_1) + f(x_2) + f(x_2) + 4f(x_3) + f(x_4) + \cdots + f(x_{n-2}) + 4f(x_{n-1}) + f(x_n)) = \\ \frac{\Delta x}{3}(f(x_0) + 4f(x_1) + 2f(x_2) + 4f(x_3) + 2f(x_4) + \cdots + 2f(x_{n-2}) + 4f(x_{n-1}) + f(x_n)). \end{aligned}$$

This is just slightly more complicated than the formula for trapezoids; we need to remember the alternating 2 and 4 coefficients. This approximation technique is referred to as **Simpson's Rule**.

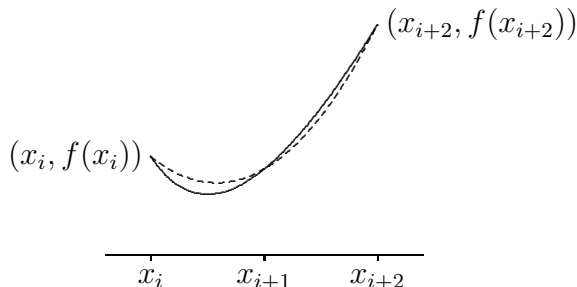


Figure 7.3: A parabola (dashed) approximating a curve (solid).

As with the trapezoid method, this is useful only with an error estimate:

**Theorem 7.40: Error for Simpson's Approximation**

Suppose  $f$  has a fourth derivative  $f^{(4)}$  everywhere on the interval  $[a, b]$ , and  $|f^{(4)}(x)| \leq M$  for all  $x$  in the interval. With  $\Delta x = (b - a)/n$ , an error estimate for Simpson's approximation is

$$E(\Delta x) = \frac{b - a}{180} M (\Delta x)^4 = \frac{(b - a)^5}{180n^4} M.$$

**Example 7.41: Approximate an Integral With Parabolas**


Let us again approximate  $\int_0^1 e^{-x^2} dx$  to two decimal places.

**Solution.** The fourth derivative of  $f = e^{-x^2}$  is  $(16x^2 - 48x^2 + 12)e^{-x^2}$ ; on  $[0, 1]$  this is at most 12 in absolute value. We begin by estimating the number of subintervals we are likely to need. To get two decimal places of accuracy, we will certainly need  $E(\Delta x) < 0.005$ , but taking a cue from our earlier example, let's require  $E(\Delta x) < 0.001$ :

$$\begin{aligned} \frac{1}{180}(12)\frac{1}{n^4} &< 0.001 \\ \frac{200}{3} &< n^4 \\ 2.86 \approx \sqrt[4]{\frac{200}{3}} &< n \end{aligned}$$

So we try  $n = 4$ , since we need an even number of subintervals. Then the error estimate is  $12/180/4^4 < 0.0003$  and the approximation is

$$(f(0) + 4f(1/4) + 2f(1/2) + 4f(3/4) + f(1))\frac{1}{3 \cdot 4} \approx 0.746855.$$

So the true value of the integral is between  $0.746855 - 0.0003 = 0.746555$  and  $0.746855 + 0.0003 = 0.7471555$ , both of which round to 0.75. 

## Exercises for 7.6

In the following problems, compute the trapezoid and Simpson approximations using 4 subintervals, and compute the error estimate for each. (Finding the maximum values of the second and fourth derivatives can be challenging for some of these; you may use a graphing calculator or computer software to estimate the maximum values.)

**Exercise 7.6.1.**  $\int_1^3 x dx$

**Exercise 7.6.2.**  $\int_0^3 x^2 dx$

## 7.7. IMPROPER INTEGRALS

**Exercise 7.6.3.**  $\int_2^4 x^3 dx$

**Exercise 7.6.4.**  $\int_1^3 \frac{1}{x} dx$

**Exercise 7.6.5.**  $\int_1^2 \frac{1}{1+x^2} dx$

**Exercise 7.6.6.**  $\int_0^1 x\sqrt{1+x} dx$

**Exercise 7.6.7.**  $\int_1^5 \frac{x}{1+x} dx$

**Exercise 7.6.8.**  $\int_0^1 \sqrt{x^3+1} dx$

**Exercise 7.6.9.**  $\int_0^1 \sqrt{x^4+1} dx$

**Exercise 7.6.10.**  $\int_1^4 \sqrt{1+1/x} dx$

**Exercise 7.6.11.** Using Simpson's rule on a parabola  $f(x)$ , even with just two subintervals, gives the exact value of the integral, because the parabolas used to approximate  $f$  will be  $f$  itself. Remarkably, Simpson's rule also computes the integral of a cubic function  $f(x) = ax^3 + bx^2 + cx + d$  exactly. Show this is true by showing that

$$\int_{x_0}^{x_2} f(x) dx = \frac{x_2 - x_0}{3 \cdot 2} (f(x_0) + 4f((x_0 + x_2)/2) + f(x_2)).$$

This does require a bit of messy algebra, so you may prefer to use Sage.

## 7.7 Improper Integrals

---

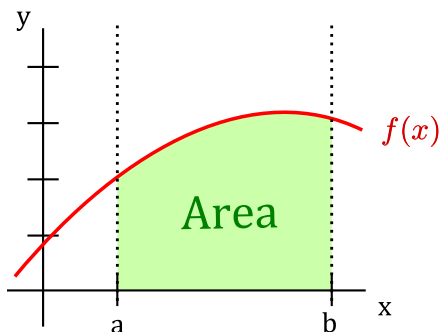
Recall that the Fundamental Theorem of Calculus says that if  $f$  is a **continuous** function on the closed interval  $[a, b]$ , then

$$\int_a^b f(x) dx = F(x) \Big|_a^b = F(b) - F(a),$$

where  $F$  is any antiderivative of  $f$ .

Both the **continuity** condition and **closed interval** must hold to use the Fundamental Theorem of Calculus, and in this case,  $\int_a^b f(x) dx$  represents the net area under  $f(x)$  from

$a$  to  $b$ :



We begin with an example where blindly applying the Fundamental Theorem of Calculus can give an incorrect result.

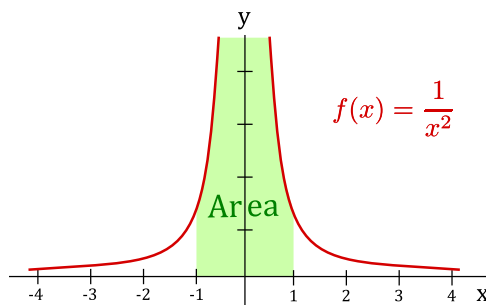
### Example 7.42: Using FTC

Explain why  $\int_{-1}^1 \frac{1}{x^2} dx$  is not equal to  $-2$ .

**Solution.** Here is how one might proceed:

$$\int_{-1}^1 \frac{1}{x^2} dx = \int_{-1}^1 x^{-2} dx = -x^{-1} \Big|_{-1}^1 = -\frac{1}{x} \Big|_{-1}^1 = \left(-\frac{1}{1}\right) - \left(-\frac{1}{(-1)}\right) = -2$$

However, the above answer is **WRONG!** Since  $f(x) = 1/x^2$  is not continuous on  $[-1, 1]$ , we cannot directly apply the Fundamental Theorem of Calculus. Intuitively, we can see why  $-2$  is not the correct answer by looking at the graph of  $f(x) = 1/x^2$  on  $[-1, 1]$ . The shaded area appears to grow without bound as seen in the figure below.



Formalizing this example leads to the concept of an improper integral. There are two ways to extend the Fundamental Theorem of Calculus. One is to use an **infinite interval**, i.e.,  $[a, \infty)$ ,  $(-\infty, b]$  or  $(-\infty, \infty)$ . The second is to allow the interval  $[a, b]$  to contain an infinite **discontinuity** of  $f(x)$ . In either case, the integral is called an **improper integral**. One of the most important applications of this concept is probability distributions.

To compute improper integrals, we use the concept of limits along with the Fundamental Theorem of Calculus.

## 7.7. IMPROPER INTEGRALS

### Definition 7.43: Definitions for Improper Integrals

If  $f(x)$  is continuous on  $[a, \infty)$ , then the improper integral of  $f$  over  $[a, \infty)$  is:

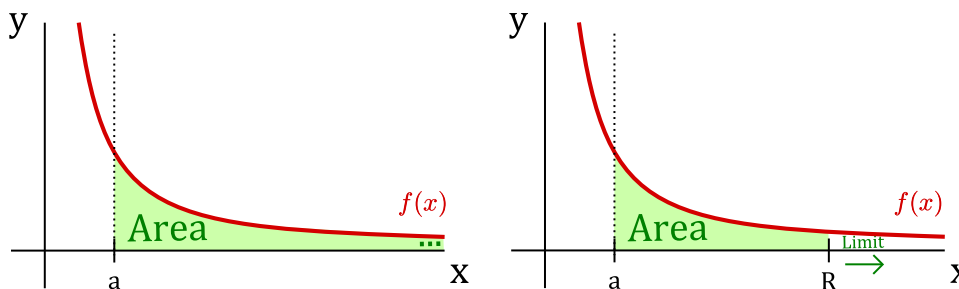
$$\int_a^{\infty} f(x) dx := \lim_{R \rightarrow \infty} \int_a^R f(x) dx.$$

If  $f(x)$  is continuous on  $(-\infty, b]$ , then the improper integral of  $f$  over  $(-\infty, b]$  is:

$$\int_{-\infty}^b f(x) dx := \lim_{R \rightarrow -\infty} \int_R^b f(x) dx.$$

If the limit exists and is a finite number, we say the improper integral **converges**. Otherwise, we say the improper integral **diverges**.

To get an intuitive (though not completely correct) interpretation of improper integrals, we attempt to analyze  $\int_a^{\infty} f(x) dx$  graphically. Here assume  $f(x)$  is continuous on  $[a, \infty)$ :



We let  $R$  be a fixed number in  $[a, \infty)$ . Then by taking the limit as  $R$  approaches  $\infty$ , we get the improper integral:

$$\int_a^{\infty} f(x) dx := \lim_{R \rightarrow \infty} \int_a^R f(x) dx.$$

We can then apply the Fundamental Theorem of Calculus to the last integral as  $f(x)$  is continuous on the closed interval  $[a, R]$ .

We next define the improper integral for the interval  $(-\infty, \infty)$ .

### Definition 7.44: Definitions for Improper Integrals

If both  $\int_{-\infty}^a f(x) dx$  and  $\int_a^{\infty} f(x) dx$  are convergent, then the improper integral of  $f$  over  $(-\infty, \infty)$  is:

$$\int_{-\infty}^{\infty} f(x) dx := \int_{-\infty}^a f(x) dx + \int_a^{\infty} f(x) dx$$

The above definition requires **both** of the integrals

$$\int_{-\infty}^a f(x) dx \quad \text{and} \quad \int_a^{\infty} f(x) dx$$

to be convergent for  $\int_{-\infty}^{\infty} f(x) dx$  to also be convergent. If **either** of  $\int_{-\infty}^a f(x) dx$  or  $\int_a^{\infty} f(x) dx$  is divergent, then so is  $\int_{-\infty}^{\infty} f(x) dx$ .

### Example 7.45: Improper Integral

Determine whether  $\int_1^{\infty} \frac{1}{x} dx$  is convergent or divergent.

**Solution.** Using the definition for improper integrals we write this as:

$$\int_1^{\infty} \frac{1}{x} dx = \lim_{R \rightarrow \infty} \int_1^R \frac{1}{x} dx = \lim_{R \rightarrow \infty} \ln |x| \Big|_1^R = \lim_{R \rightarrow \infty} \ln |R| - \ln |1| = \lim_{R \rightarrow \infty} \ln |R| = +\infty$$

Therefore, the integral is **divergent**. 

### Example 7.46: Improper Integral


Determine whether  $\int_{-\infty}^{\infty} x \sin(x^2) dx$  is convergent or divergent.

**Solution.** We must compute both  $\int_0^{\infty} x \sin(x^2) dx$  and  $\int_{-\infty}^0 x \sin(x^2) dx$ . Note that we don't have to split the integral up at 0, any finite value  $a$  will work. First we compute the indefinite integral. Let  $u = x^2$ , then  $du = 2x dx$  and hence,

$$\int x \sin(x^2) dx = \frac{1}{2} \int \sin(u) du = -\frac{1}{2} \cos(x^2) + C$$

Using the definition of improper integral gives:

$$\int_0^{\infty} x \sin(x^2) dx = \lim_{R \rightarrow \infty} \int_0^R x \sin(x^2) dx = \lim_{R \rightarrow \infty} \left[ -\frac{1}{2} \cos(x^2) \right] \Big|_0^R = -\frac{1}{2} \lim_{R \rightarrow \infty} \cos(R^2) + \frac{1}{2}$$

This limit does not exist since  $\cos x$  **oscillates** between  $-1$  and  $+1$ . In particular,  $\cos x$  does not approach any particular value as  $x$  gets larger and larger. Thus,  $\int_0^{\infty} x \sin(x^2) dx$  diverges, and hence,  $\int_{-\infty}^{\infty} x \sin(x^2) dx$  diverges. 

When there is a discontinuity in  $[a, b]$  or at an endpoint, then the improper integral as follows.



## 7.7. IMPROPER INTEGRALS

### Definition 7.47: Definitions for Improper Integrals

If  $f(x)$  is continuous on  $(a, b]$ , then the improper integral of  $f$  over  $(a, b]$  is:

$$\int_a^b f(x) dx := \lim_{R \rightarrow a^+} \int_R^b f(x) dx.$$

If  $f(x)$  is continuous on  $[a, b)$ , then the improper integral of  $f$  over  $[a, b)$  is:

$$\int_a^b f(x) dx := \lim_{R \rightarrow b^-} \int_a^R f(x) dx.$$

If the limit above exists and is a finite number, we say the improper integral **converges**. Otherwise, we say the improper integral **diverges**.

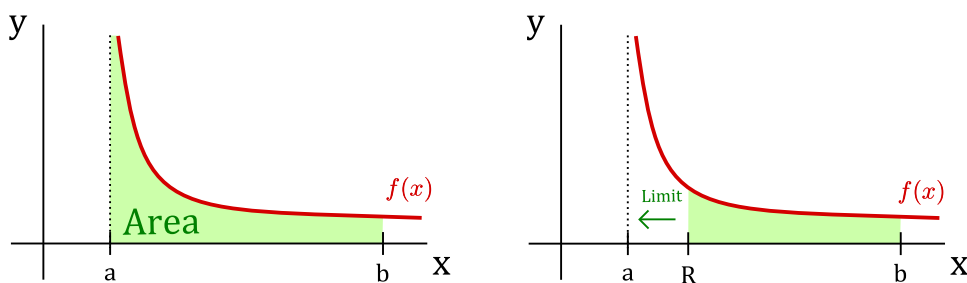
When there is a discontinuity in the interior of  $[a, b]$ , we use the following definition.

### Definition 7.48: Definitions for Improper Integrals

If  $f$  has a discontinuity at  $x = c$  where  $c \in [a, b]$ , and both  $\int_a^c f(x) dx$  and  $\int_c^b f(x) dx$  are convergent, then  $f$  over  $[a, b]$  is:

$$\int_a^b f(x) dx := \int_a^c f(x) dx + \int_c^b f(x) dx$$

Again, we can get an intuitive sense of this concept by analyzing  $\int_a^b f(x) dx$  graphically. Here assume  $f(x)$  is continuous on  $(a, b]$  but discontinuous at  $x = a$ :



We let  $R$  be a fixed number in  $(a, b)$ . Then by taking the limit as  $R$  approaches  $a$  from the **right**, we get the improper integral:

$$\int_a^b f(x) dx := \lim_{R \rightarrow a^+} \int_R^b f(x) dx.$$


Now we can apply FTC to the last integral as  $f(x)$  is continuous on  $[R, b]$ .

**Example 7.49: A Divergent Integral**

Determine if  $\int_{-1}^1 \frac{1}{x^2} dx$  is convergent or divergent.

**Solution.** The function  $f(x) = 1/x^2$  has a discontinuity at  $x = 0$ , which lies in  $[-1, 1]$ . We must compute  $\int_{-1}^0 \frac{1}{x^2} dx$  and  $\int_0^1 \frac{1}{x^2} dx$ . Let's start with  $\int_0^1 \frac{1}{x^2} dx$ :

$$\int_0^1 \frac{1}{x^2} dx = \lim_{R \rightarrow 0^+} \int_R^1 \frac{1}{x^2} dx = \lim_{R \rightarrow 0^+} \left. -\frac{1}{x} \right|_R^1 = -1 + \lim_{R \rightarrow 0^+} \frac{1}{R}$$

which diverges to  $+\infty$ . Therefore,  $\int_{-1}^1 \frac{1}{x^2} dx$  is **divergent** since one of  $\int_{-1}^0 \frac{1}{x^2} dx$  and  $\int_0^1 \frac{1}{x^2} dx$  is divergent. 

**Example 7.50: Integral of the Logarithm**

Determine if  $\int_0^1 \ln x dx$  is convergent or divergent. Evaluate it if it is convergent.

**Solution.** Note that  $f(x) = \ln x$  is discontinuous at the endpoint  $x = 0$ . We first use integration by parts to compute  $\int \ln x dx$ . We let  $u = \ln x$  and  $dv = dx$ . Then  $du = (1/x)dx$ ,  $v = x$ , giving:

$$\begin{aligned} \int \ln x dx &= x \ln x - \int x \cdot \frac{1}{x} dx \\ &= x \ln x - \int 1 dx \\ &= x \ln x - x + C \end{aligned}$$

Now using the definition of improper integral for  $\int_0^1 \ln x dx$ :

$$\int_0^1 \ln x dx = \lim_{R \rightarrow 0^+} \int_R^1 \ln x dx = \lim_{R \rightarrow 0^+} (x \ln x - x) \Big|_R^1 = -1 - \lim_{R \rightarrow 0^+} (R \ln R) + \lim_{R \rightarrow 0^+} R$$

Note that  $\lim_{R \rightarrow 0^+} R = 0$ . We next compute  $\lim_{R \rightarrow 0^+} (R \ln R)$ . First, we rewrite the expression as follows:

$$\lim_{x \rightarrow 0^+} (R \ln R) = \lim_{R \rightarrow 0^+} \frac{\ln R}{1/R}$$

Now the limit is of the indeterminate type  $(-\infty)/(\infty)$  and l'Hôpital's Rule can be applied.

$$\lim_{R \rightarrow 0^+} (R \ln R) = \lim_{R \rightarrow 0^+} \frac{\ln R}{1/R} = \lim_{R \rightarrow 0^+} \frac{1/R}{-1/R^2} = \lim_{R \rightarrow 0^+} -\frac{R^2}{R} = \lim_{R \rightarrow 0^+} (-R) = 0$$

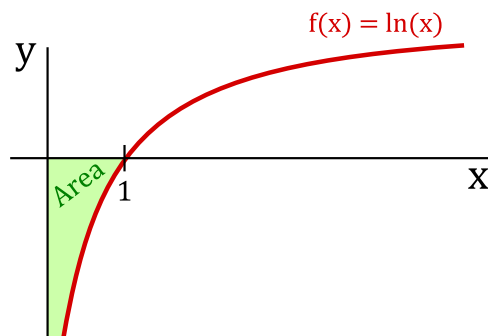
## 7.7. IMPROPER INTEGRALS

Thus,  $\lim_{R \rightarrow 0^+} (R \ln R) = 0$ . Thus

$$\int_0^1 \ln x \, dx = -1,$$

and the integral is convergent to  $-1$ .

Graphically, one might interpret this to mean that the net area under  $\ln x$  on  $[0, 1]$  is  $-1$  (the area in this case lies below the  $x$ -axis).



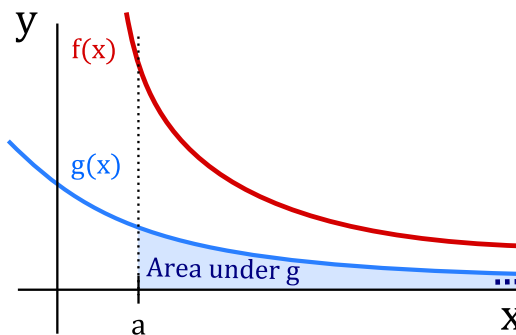
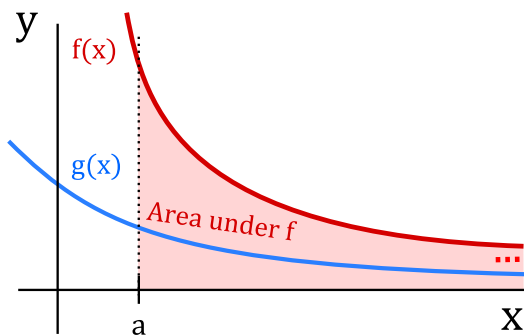
The following test allows us to determine convergence/divergence information about improper integrals that are hard to compute by comparing them to easier ones. We state the test for  $[a, \infty)$ , but similar versions hold for the other improper integrals.

### The Comparison Test

Assume that  $f(x) \geq g(x) \geq 0$  for  $x \geq a$ .

- (i) If  $\int_a^\infty f(x) \, dx$  **converges**, then  $\int_a^\infty g(x) \, dx$  also **converges**.
- (ii) If  $\int_a^\infty g(x) \, dx$  **diverges**, then  $\int_a^\infty f(x) \, dx$  also **diverges**.

Informally, (i) says that if  $f(x)$  is larger than  $g(x)$ , and the area under  $f(x)$  is finite (converges), then the area under  $g(x)$  must also be finite (converges). Informally, (ii) says that if  $f(x)$  is larger than  $g(x)$ , and the area under  $g(x)$  is infinite (diverges), then the area under  $f(x)$  must also be infinite (diverges).




**Example 7.51: Comparison Test**

Show that  $\int_2^{\infty} \frac{\cos^2 x}{x^2} dx$  converges.

**Solution.** We use the comparison test to show that it converges. Note that  $0 \leq \cos^2 x \leq 1$  and hence

$$0 \leq \frac{\cos^2 x}{x^2} \leq \frac{1}{x^2}.$$

Thus, taking  $f(x) = 1/x^2$  and  $g(x) = \cos^2 x/x^2$  we have  $f(x) \geq g(x) \geq 0$ . One can easily see that  $\int_2^{\infty} \frac{1}{x^2} dx$  converges. Therefore,  $\int_2^{\infty} \frac{\cos^2 x}{x^2} dx$  also converges. 

## 7.8 Additional exercises

---

These problems require the techniques of this chapter, and are in no particular order. Some problems may be done in more than one way.

**Exercise 7.8.1.**  $\int (t+4)^3 dt$

**Exercise 7.8.2.**  $\int t(t^2-9)^{3/2} dt$

**Exercise 7.8.3.**  $\int (e^{t^2} + 16)te^{t^2} dt$

**Exercise 7.8.4.**  $\int \sin t \cos 2t dt$

**Exercise 7.8.5.**  $\int \tan t \sec^2 t dt$

**Exercise 7.8.6.**  $\int \frac{2t+1}{t^2+t+3} dt$

**Exercise 7.8.7.**  $\int \frac{1}{t(t^2-4)} dt$

**Exercise 7.8.8.**  $\int \frac{1}{(25-t^2)^{3/2}} dt$

**Exercise 7.8.9.**  $\int \frac{\cos 3t}{\sqrt{\sin 3t}} dt$

**Exercise 7.8.10.**  $\int t \sec^2 t dt$

**Exercise 7.8.11.**  $\int \frac{e^t}{\sqrt{e^t+1}} dt$

7.8. ADDITIONAL EXERCISES

Exercise 7.8.12.  $\int \cos^4 t \, dt$

Exercise 7.8.13.  $\int \frac{1}{t^2 + 3t} \, dt$

Exercise 7.8.14.  $\int \frac{1}{t^2 \sqrt{1+t^2}} \, dt$

Exercise 7.8.15.  $\int \frac{\sec^2 t}{(1 + \tan t)^3} \, dt$

Exercise 7.8.16.  $\int t^3 \sqrt{t^2 + 1} \, dt$

Exercise 7.8.17.  $\int e^t \sin t \, dt$

Exercise 7.8.18.  $\int (t^{3/2} + 47)^3 \sqrt{t} \, dt$

Exercise 7.8.19.  $\int \frac{t^3}{(2 - t^2)^{5/2}} \, dt$

Exercise 7.8.20.  $\int \frac{1}{t(9 + 4t^2)} \, dt$

Exercise 7.8.21.  $\int \frac{\arctan 2t}{1 + 4t^2} \, dt$

Exercise 7.8.22.  $\int \frac{t}{t^2 + 2t - 3} \, dt$

Exercise 7.8.23.  $\int \sin^3 t \cos^4 t \, dt$

Exercise 7.8.24.  $\int \frac{1}{t^2 - 6t + 9} \, dt$

Exercise 7.8.25.  $\int \frac{1}{t(\ln t)^2} \, dt$

Exercise 7.8.26.  $\int t(\ln t)^2 \, dt$

Exercise 7.8.27.  $\int t^3 e^t \, dt$

Exercise 7.8.28.  $\int \frac{t + 1}{t^2 + t - 1} \, dt$



# 8. Applications of Integration

---

## 8.1 Distance, Velocity, Acceleration

---

We next recall a general principle that will later be applied to distance-velocity-acceleration problems, among other things. If  $F(u)$  is an anti-derivative of  $f(u)$ , then  $\int_a^b f(u) du = F(b) - F(a)$ . Suppose that we want to let the upper limit of integration vary, i.e., we replace  $b$  by some variable  $x$ . We think of  $a$  as a fixed starting value  $x_0$ . In this new notation the last equation (after adding  $F(a)$  to both sides) becomes:

$$F(x) = F(x_0) + \int_{x_0}^x f(u) du.$$

(Here  $u$  is the variable of integration, called a “dummy variable,” since it is not the variable in the function  $F(x)$ . In general, it is not a good idea to use the same letter as a variable of integration and as a limit of integration. That is,  $\int_{x_0}^x f(x)dx$  is bad notation, and can lead to errors and confusion.)

An important application of this principle occurs when we are interested in the position of an object at time  $t$  (say, on the  $x$ -axis) and we know its position at time  $t_0$ . Let  $s(t)$  denote the position of the object at time  $t$  (its distance from a reference point, such as the origin on the  $x$ -axis). Then the net change in position between  $t_0$  and  $t$  is  $s(t) - s(t_0)$ . Since  $s(t)$  is an anti-derivative of the velocity function  $v(t)$ , we can write

$$s(t) = s(t_0) + \int_{t_0}^t v(u)du.$$

Similarly, since the velocity is an anti-derivative of the acceleration function  $a(t)$ , we have

$$v(t) = v(t_0) + \int_{t_0}^t a(u)du.$$

### Example 8.1: Constant Force

Suppose an object is acted upon by a constant force  $F$ . Find  $v(t)$  and  $s(t)$ .

**Solution.** By Newton's law  $F = ma$ , so the acceleration is  $F/m$ , where  $m$  is the mass of the object. Then we first have

$$v(t) = v(t_0) + \int_{t_0}^t \frac{F}{m} du = v_0 + \frac{F}{m}u \Big|_{t_0}^t = v_0 + \frac{F}{m}(t - t_0),$$

using the usual convention  $v_0 = v(t_0)$ . Then

$$\begin{aligned} s(t) &= s(t_0) + \int_{t_0}^t \left( v_0 + \frac{F}{m}(u - t_0) \right) du = s_0 + \left( v_0 u + \frac{F}{2m}(u - t_0)^2 \right) \Big|_{t_0}^t \\ &= s_0 + v_0(t - t_0) + \frac{F}{2m}(t - t_0)^2. \end{aligned}$$

For instance, when  $F/m = -g$  is the constant of gravitational acceleration, then this is the falling body formula (if we neglect air resistance) familiar from elementary physics:

$$s_0 + v_0(t - t_0) - \frac{g}{2}(t - t_0)^2,$$

or in the common case that  $t_0 = 0$ ,

$$s_0 + v_0 t - \frac{g}{2} t^2.$$



Recall that the integral of the velocity function gives the *net* distance traveled. If you want to know the *total* distance traveled, you must find out where the velocity function crosses the  $t$ -axis, integrate separately over the time intervals when  $v(t)$  is positive and when  $v(t)$  is negative, and add up the absolute values of the different integrals. For example, if an object is thrown straight upward at 19.6 m/sec, its velocity function is  $v(t) = -9.8t + 19.6$ , using  $g = 9.8$  m/sec for the force of gravity. This is a straight line which is positive for  $t < 2$  and negative for  $t > 2$ . The net distance traveled in the first 4 seconds is thus

$$\int_0^4 (-9.8t + 19.6) dt = 0,$$

while the total distance traveled in the first 4 seconds is

$$\int_0^2 (-9.8t + 19.6) dt + \left| \int_2^4 (-9.8t + 19.6) dt \right| = 19.6 + | -19.6 | = 39.2$$

meters, 19.6 meters up and 19.6 meters down.

### Example 8.2: Net and Total Distance

The acceleration of an object is given by  $a(t) = \cos(\pi t)$ , and its velocity at time  $t = 0$  is  $1/(2\pi)$ . Find both the net and the total distance traveled in the first 1.5 seconds.

**Solution.** We compute

$$v(t) = v(0) + \int_0^t \cos(\pi u) du = \frac{1}{2\pi} + \frac{1}{\pi} \sin(\pi u) \Big|_0^t = \frac{1}{\pi} \left( \frac{1}{2} + \sin(\pi t) \right).$$

The *net* distance traveled is then

$$s(3/2) - s(0) = \int_0^{3/2} \frac{1}{\pi} \left( \frac{1}{2} + \sin(\pi t) \right) dt$$



## 8.1. DISTANCE, VELOCITY, ACCELERATION

$$\begin{aligned}
 &= \frac{1}{\pi} \left( \frac{t}{2} - \frac{1}{\pi} \cos(\pi t) \right) \Big|_0^{3/2} \\
 &= \frac{3}{4\pi} + \frac{1}{\pi^2} \approx 0.340 \text{ meters.}
 \end{aligned}$$

To find the *total* distance traveled, we need to know when  $(0.5 + \sin(\pi t))$  is positive and when it is negative. This function is 0 when  $\sin(\pi t)$  is  $-0.5$ , i.e., when  $\pi t = 7\pi/6, 11\pi/6$ , etc. The value  $\pi t = 7\pi/6$ , i.e.,  $t = 7/6$ , is the only value in the range  $0 \leq t \leq 1.5$ . Since  $v(t) > 0$  for  $t < 7/6$  and  $v(t) < 0$  for  $t > 7/6$ , the total distance traveled is

$$\begin{aligned}
 &\int_0^{7/6} \frac{1}{\pi} \left( \frac{1}{2} + \sin(\pi t) \right) dt + \left| \int_{7/6}^{3/2} \frac{1}{\pi} \left( \frac{1}{2} + \sin(\pi t) \right) dt \right| \\
 &= \frac{1}{\pi} \left( \frac{7}{12} + \frac{1}{\pi} \cos(7\pi/6) + \frac{1}{\pi} \right) + \frac{1}{\pi} \left| \frac{3}{4} - \frac{7}{12} + \frac{1}{\pi} \cos(7\pi/6) \right| \\
 &= \frac{1}{\pi} \left( \frac{7}{12} + \frac{1}{\pi} \frac{\sqrt{3}}{2} + \frac{1}{\pi} \right) + \frac{1}{\pi} \left| \frac{3}{4} - \frac{7}{12} + \frac{1}{\pi} \frac{\sqrt{3}}{2} \right| \\
 &\approx 0.409 \text{ meters.}
 \end{aligned}$$



## Exercises for Section 8.1

---

**Exercise 8.1.1.** An object moves so that its velocity at time  $t$  is  $v(t) = -9.8t + 20$  m/s. Describe the motion of the object between  $t = 0$  and  $t = 5$ , find the total distance traveled by the object during that time, and find the net distance traveled.

**Exercise 8.1.2.** An object moves so that its velocity at time  $t$  is  $v(t) = \sin t$ . Set up and evaluate a single definite integral to compute the net distance traveled between  $t = 0$  and  $t = 2\pi$ .

**Exercise 8.1.3.** An object moves so that its velocity at time  $t$  is  $v(t) = 1 + 2 \sin t$  m/s. Find the net distance traveled by the object between  $t = 0$  and  $t = 2\pi$ , and find the total distance traveled during the same period.

**Exercise 8.1.4.** Consider the function  $f(x) = (x+2)(x+1)(x-1)(x-2)$  on  $[-2, 2]$ . Find the total area between the curve and the  $x$ -axis (measuring all area as positive).

**Exercise 8.1.5.** Consider the function  $f(x) = x^2 - 3x + 2$  on  $[0, 4]$ . Find the total area between the curve and the  $x$ -axis (measuring all area as positive).

**Exercise 8.1.6.** Evaluate the three integrals:

$$A = \int_0^3 (-x^2 + 9) dx \quad B = \int_0^4 (-x^2 + 9) dx \quad C = \int_4^3 (-x^2 + 9) dx,$$

and verify that  $A = B + C$ .

## 8.2 Area between curves

We have seen how integration can be used to find an area between a curve and the  $x$ -axis. With very little change we can find some areas between curves; indeed, the area between a curve and the  $x$ -axis may be interpreted as the area between the curve and a second “curve” with equation  $y = 0$ .

Suppose we would like to find the area below  $f(x) = -x^2 + 4x + 3$  and above  $g(x) = -x^3 + 7x^2 - 10x + 5$  over the interval  $1 \leq x \leq 2$ . We can approximate the area between two curves by dividing the area into thin sections and approximating the area of each section by a rectangle, as indicated in figure 8.1. The area of a typical rectangle is  $\Delta x(f(x_i) - g(x_i))$ , so the total area is approximately

$$\sum_{i=0}^{n-1} (f(x_i) - g(x_i)) \Delta x.$$

This is exactly the sort of sum that turns into an integral in the limit, namely the integral

$$\int_1^2 f(x) - g(x) dx.$$

Then

$$\int_1^2 f(x) - g(x) dx = \int_1^2 (-x^2 + 4x + 3) - (-x^3 + 7x^2 - 10x + 5) dx = \frac{49}{12}.$$

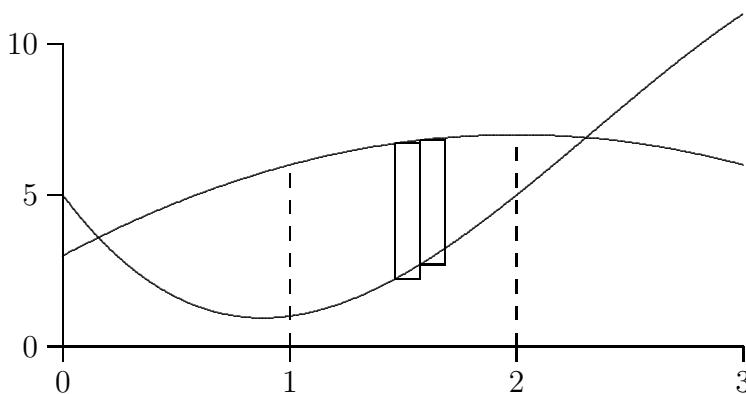


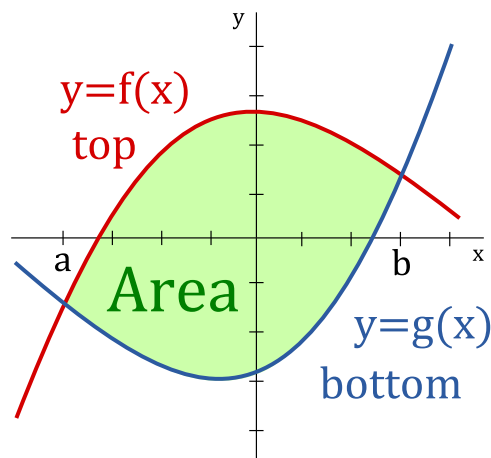
Figure 8.1: Approximating area between curves with rectangles.

This procedure can informally this can be thought of as follows.

### Area Between Two Curves

$$\text{Area} = \int_a^b (\text{top curve}) - (\text{bottom curve}) dx, \quad a \leq x \leq b.$$

## 8.2. AREA BETWEEN CURVES



More formally, the area  $A$  of the region bounded by the curves  $y = f(x)$  and  $y = g(x)$  and the lines  $x = a$  and  $x = b$  is:

$$A = \int_a^b |f(x) - g(x)| dx.$$

### Example 8.3: Area between Curves

Find the area between  $f(x) = -x^2 + 4x$  and  $g(x) = x^2 - 6x + 5$ ; the curves are shown in figure 8.2.

**Solution.** Here we are not given a specific interval, so it must be the case that there is a “natural” region involved. Since the curves are both parabolas, the only reasonable interpretation is the region between the two intersection points, which can be computed as:

$$\frac{5 \pm \sqrt{15}}{2}.$$

If we let  $a = (5 - \sqrt{15})/2$  and  $b = (5 + \sqrt{15})/2$ , the total area is

$$\begin{aligned} \int_a^b -x^2 + 4x - (x^2 - 6x + 5) dx &= \int_a^b -2x^2 + 10x - 5 dx \\ &= -\frac{2x^3}{3} + 5x^2 - 5x \Big|_a^b \\ &= 5\sqrt{15}. \end{aligned}$$

after a bit of simplification.



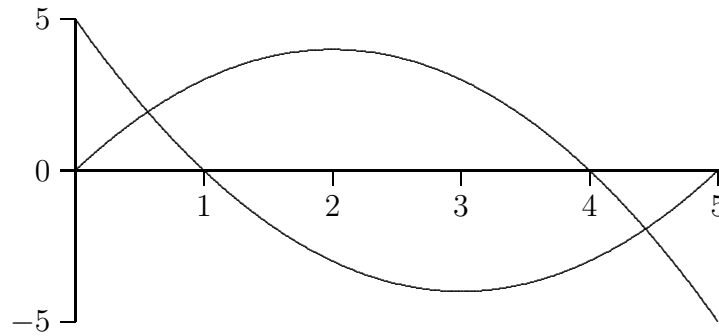


Figure 8.2: Area bounded by two curves.

Some general guidelines to compute the area between two curves follows.

### Guidelines for Area Between Two Curves

1. Find the intersection points.
2. Draw a sketch of the two curves.
3. Using the sketch determine which curve is the top curve and which curve is the bottom curve. You may need to split the area up into multiple regions.
4. Put the above information into the appropriate formula (once for each region):

$$\text{Area} = \int_a^b (\text{top curve}) - (\text{bottom curve}) dx, \quad a \leq x \leq b.$$

5. Evaluate the integral using the Fundamental Theorem of Calculus (you should get a positive number representing an area).

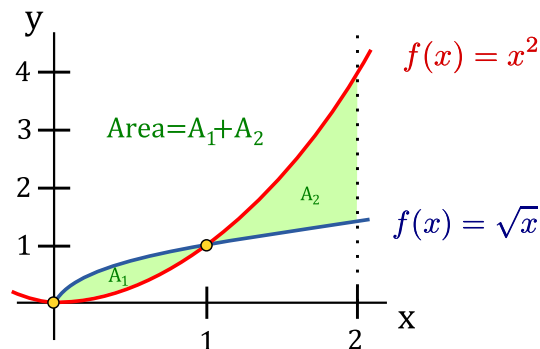
### Example 8.4: Area Between Two Curves

Determine the area enclosed by  $y = x^2$ ,  $y = \sqrt{x}$ ,  $x = 0$  and  $x = 2$ .

**Solution.** The points of intersection of  $y = x^2$  and  $y = \sqrt{x}$  are

$$x^2 = \sqrt{x} \quad \rightarrow \quad x^4 = x \quad \rightarrow \quad x^4 - x = 0 \quad \rightarrow \quad x(x^3 - 1) = 0.$$

Thus, either  $x = 0$  or  $x = 1$ . Sketching the curves gives:



## 8.2. AREA BETWEEN CURVES

The area we want to compute is the shaded region. Since the top curve changes at  $x = 1$ , we need to use the formula twice. For  $A_1$  we have  $a = 0$ ,  $b = 1$ , the top curve is  $y = \sqrt{x}$  and the bottom curve is  $y = x^2$ . For  $A_2$  we have  $a = 1$ ,  $b = 2$ , the top curve is  $y = x^2$  and the bottom curve is  $y = \sqrt{x}$ .

$$\text{Area} = A_1 + A_2 = \int_0^1 (\sqrt{x} - x^2) dx + \int_1^2 (x^2 - \sqrt{x}) dx$$

For the first integral we have:

$$\int_0^1 (\sqrt{x} - x^2) dx = \left( \frac{2}{3}x^{3/2} - \frac{1}{3}x^3 \right) \Big|_0^1 = \frac{1}{3}$$

Thus,

$$\text{Area} = \frac{1}{3} + \left( \frac{1}{3}x^3 - \frac{2}{3}x^{3/2} \right) \Big|_1^2 = \frac{1}{3} + \left[ \left( \frac{8}{3} - \frac{2(\sqrt{2})^3}{3} \right) - \left( \frac{1}{3} - \frac{2}{3} \right) \right] = \frac{10 - 4\sqrt{2}}{3}$$



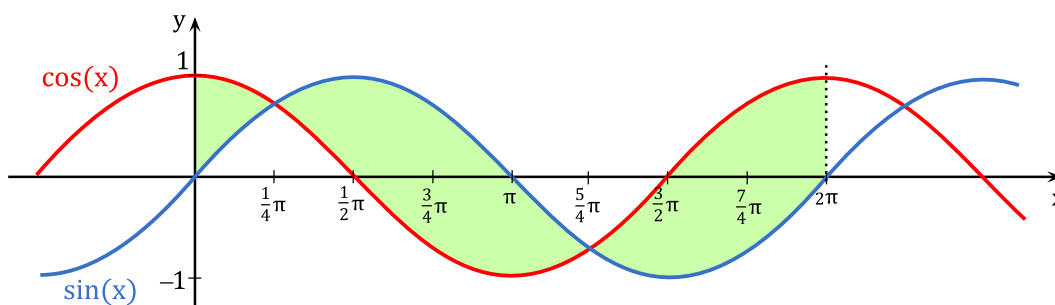
### Example 8.5: Area Between Sine and Cosine

Determine the area enclosed by  $y = \sin x$  and  $y = \cos x$  on the interval  $[0, 2\pi]$ .

**Solution.** The curves  $y = \sin x$  and  $y = \cos x$  intersect when:

$$\sin x = \cos x \quad \rightarrow \quad \tan x = 1 \quad \rightarrow \quad x = \frac{\pi}{4} + \pi k, \quad k \text{ an integer.}$$

We have the following sketch:



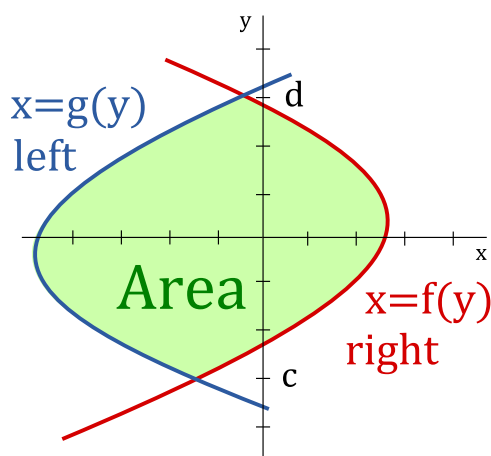
The area we want to compute is the shaded region. The top curve changes at  $x = \pi/4$  and  $x = 5\pi/4$ , thus, we need to split the area up into three regions: from 0 to  $\pi/4$ ; from  $\pi/4$  to  $5\pi/4$ ; and from  $5\pi/4$  to  $2\pi$ .

$$\begin{aligned} \text{Area} &= \int_0^{\pi/4} (\cos x - \sin x) dx + \int_{\pi/4}^{5\pi/4} (\sin x - \cos x) dx + \int_{5\pi/4}^{2\pi} (\cos x - \sin x) dx \\ &= (\sin x + \cos x) \Big|_0^{\pi/4} + (-\cos x - \sin x) \Big|_{\pi/4}^{5\pi/4} + (\sin x + \cos x) \Big|_{5\pi/4}^{2\pi} \end{aligned}$$

$$\begin{aligned}
 &= (\sqrt{2} - 1) + (\sqrt{2} + \sqrt{2}) + (1 + \sqrt{2}) \\
 &= 4\sqrt{2}
 \end{aligned}$$



Sometimes the given curves are not functions of  $x$ . In these instances, it may be more useful to use the following.



The area  $A$  of the region bounded by the curves  $x = f(y)$  and  $x = g(y)$  and the lines  $y = c$  and  $y = d$  is:

$$A = \int_c^d |f(y) - g(y)| dy.$$

Informally this can be thought of as follows:

#### Area Between Two Curves

$$\text{Area} = \int_c^d (\text{right curve}) - (\text{left curve}) dy, \quad c \leq y \leq d.$$

#### Example 8.6: Area Between Two Curves

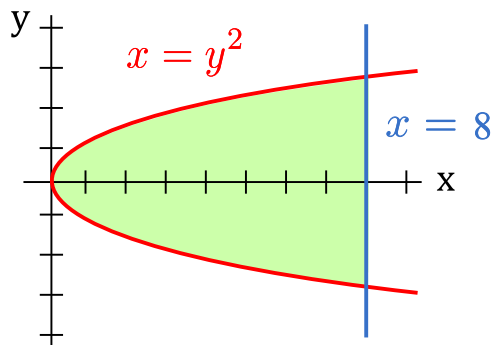
Determine the area enclosed by  $x = y^2$  and  $x = 8$ .

**Solution.** Note that  $x = y^2$  and  $x = 8$  intersect when:

$$y^2 = 8 \quad \rightarrow \quad y = \pm\sqrt{8} \quad \rightarrow \quad y = \pm 2\sqrt{2}$$

## 8.2. AREA BETWEEN CURVES

Sketching the two curves gives:



From the sketch  $c = -2\sqrt{2}$ ,  $d = 2\sqrt{2}$ , the right curve is  $x = 8$  and the left curve is  $x = y^2$ .

$$\begin{aligned}\text{Area} &= \int_c^d [\text{right} - \text{left}] dy = \int_{-2\sqrt{2}}^{2\sqrt{2}} (8 - y^2) dy = \left(8y - \frac{1}{3}y^3\right) \Big|_{-2\sqrt{2}}^{2\sqrt{2}} \\ &= \left[8(2\sqrt{2}) - \frac{1}{3}(2\sqrt{2})^3\right] - \left[8(-2\sqrt{2}) - \frac{1}{3}(-2\sqrt{2})^3\right] = \frac{64\sqrt{2}}{3}\end{aligned}$$



## Exercises for Section 8.2

---

Find the area bounded by the curves.

**Exercise 8.2.1.**  $y = x^4 - x^2$  and  $y = x^2$  (the part to the right of the  $y$ -axis)

**Exercise 8.2.2.**  $x = y^3$  and  $x = y^2$

**Exercise 8.2.3.**  $x = 1 - y^2$  and  $y = -x - 1$

**Exercise 8.2.4.**  $x = 3y - y^2$  and  $x + y = 3$

**Exercise 8.2.5.**  $y = \cos(\pi x/2)$  and  $y = 1 - x^2$  (in the first quadrant)

**Exercise 8.2.6.**  $y = \sin(\pi x/3)$  and  $y = x$  (in the first quadrant)

**Exercise 8.2.7.**  $y = \sqrt{x}$  and  $y = x^2$

**Exercise 8.2.8.**  $y = \sqrt{x}$  and  $y = \sqrt{x+1}$ ,  $0 \leq x \leq 4$

**Exercise 8.2.9.**  $x = 0$  and  $x = 25 - y^2$

**Exercise 8.2.10.**  $y = \sin x \cos x$  and  $y = \sin x$ ,  $0 \leq x \leq \pi$

**Exercise 8.2.11.**  $y = x^{3/2}$  and  $y = x^{2/3}$

**Exercise 8.2.12.**  $y = x^2 - 2x$  and  $y = x - 2$

## 8.3 Volume

We have seen how to compute certain areas by using integration; some volumes may also be computed by evaluating an integral. Generally, the volumes that we can compute this way have cross-sections that are easy to describe.

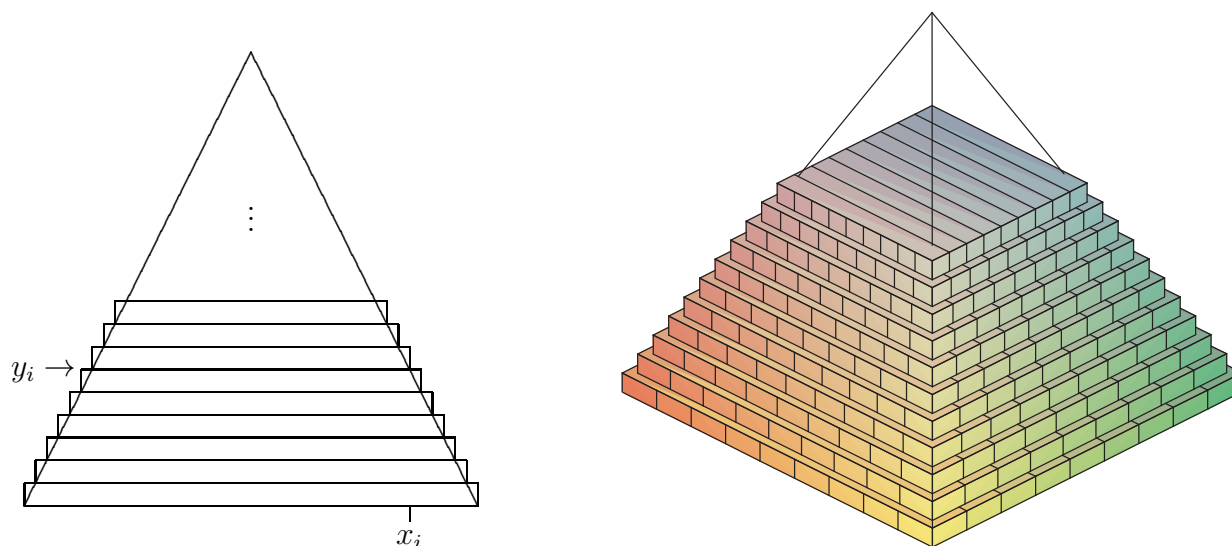


Figure 8.3: Volume of a pyramid approximated by rectangular prisms.

### Example 8.7: Volume of a Pyramid

Find the volume of a pyramid with a square base that is 20 meters tall and 20 meters on a side at the base.

**Solution.** As with most of our applications of integration, we begin by asking how we might approximate the volume. Since we can easily compute the volume of a rectangular prism (that is, a “box”), we will use some boxes to approximate the volume of the pyramid, as shown in figure 8.3: on the left is a cross-sectional view, on the right is a 3D view of part of the pyramid with some of the boxes used to approximate the volume.

Each box has volume of the form  $(2x_i)(2x_i)\Delta y$ . Unfortunately, there are two variables here; fortunately, we can write  $x$  in terms of  $y$ :  $x = 10 - y/2$  or  $x_i = 10 - y_i/2$ . Then the total volume is approximately

$$\sum_{i=0}^{n-1} 4(10 - y_i/2)^2 \Delta y$$

and in the limit we get the volume as the value of an integral:

$$\int_0^{20} 4(10 - y/2)^2 dy = \int_0^{20} (20 - y)^2 dy = -\frac{(20 - y)^3}{3} \Big|_0^{20} = -\frac{0^3}{3} - \left(-\frac{20^3}{3}\right) = \frac{8000}{3}.$$

As you may know, the volume of a pyramid is  $(1/3)(\text{height})(\text{area of base}) = (1/3)(20)(400)$ , which agrees with our answer. ♣



**Example 8.8: Volume of an Object**

The base of a solid is the region between  $f(x) = x^2 - 1$  and  $g(x) = -x^2 + 1$ , and its cross-sections perpendicular to the  $x$ -axis are equilateral triangles, as indicated in figure 8.4. The solid has been truncated to show a triangular cross-section above  $x = 1/2$ . Find the volume of the solid.

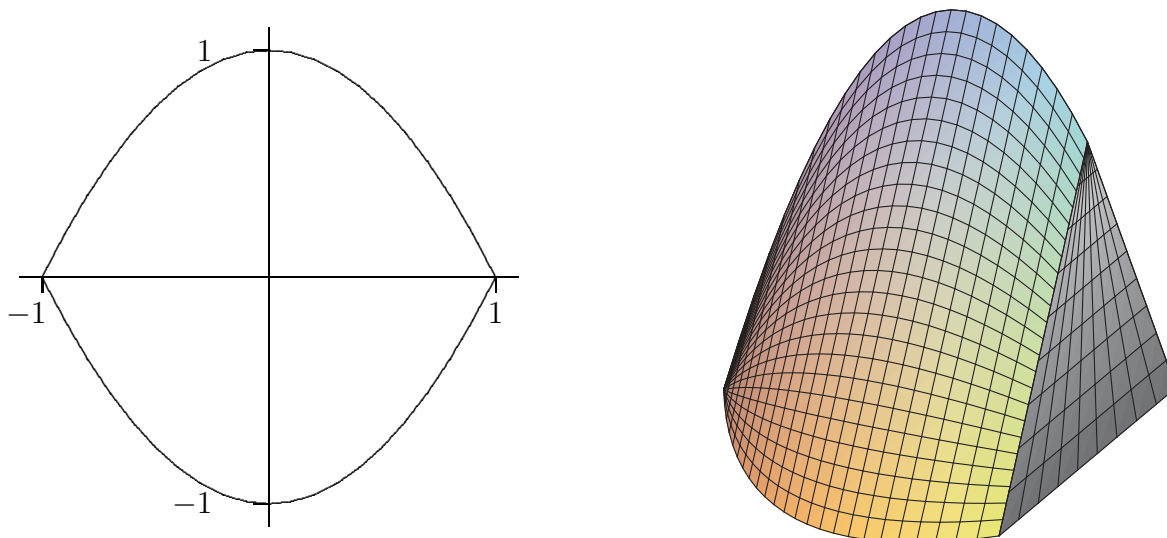


Figure 8.4: Solid with equilateral triangles as cross-sections.

**Solution.** A cross-section at a value  $x_i$  on the  $x$ -axis is a triangle with base  $2(1 - x_i^2)$  and height  $\sqrt{3}(1 - x_i^2)$ , so the area of the cross-section is

$$\frac{1}{2}(\text{base})(\text{height}) = (1 - x_i^2)\sqrt{3}(1 - x_i^2),$$

and the volume of a thin “slab” is then

$$(1 - x_i^2)\sqrt{3}(1 - x_i^2)\Delta x.$$

Thus the total volume is

$$\int_{-1}^1 \sqrt{3}(1 - x^2)^2 dx = \frac{16}{15}\sqrt{3}.$$



One easy way to get “nice” cross-sections is by rotating a plane figure around a line. For example, in figure 8.5 we see a plane region under a curve and between two vertical lines; then the result of rotating this around the  $x$ -axis, and a typical circular cross-section.

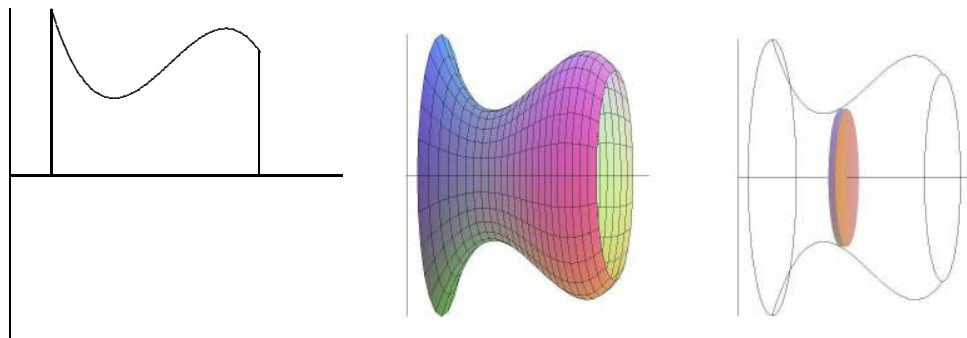


Figure 8.5: A solid of rotation.

Of course a real “slice” of this figure will not have straight sides, but we can approximate the volume of the slice by a cylinder or disk with circular top and bottom and straight sides; the volume of this disk will have the form  $\pi r^2 \Delta x$ . As long as we can write  $r$  in terms of  $x$  we can compute the volume by an integral.

### Example 8.9: Volume of a Right Circular Cone

Find the volume of a right circular cone with base radius 10 and height 20. (A right circular cone is one with a circular base and with the tip of the cone directly over the center of the base.)

**Solution.** We can view this cone as produced by the rotation of the line  $y = x/2$  rotated about the  $x$ -axis, as indicated in figure 8.6.

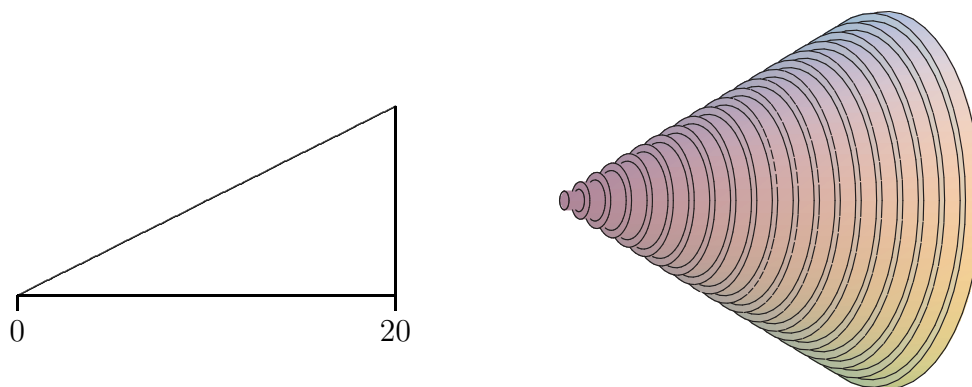


Figure 8.6: A region that generates a cone; approximating the volume by circular disks.

At a particular point on the  $x$ -axis, say  $x_i$ , the radius of the resulting cone is the  $y$ -coordinate of the corresponding point on the line, namely  $y_i = x_i/2$ . Thus the total volume is approximately

$$\sum_{i=0}^{n-1} \pi (x_i/2)^2 \Delta x$$

and the exact volume is

$$\int_0^{20} \pi \frac{x^2}{4} dx = \frac{\pi}{4} \frac{20^3}{3} = \frac{2000\pi}{3}.$$

### 8.3. VOLUME

Note that we can instead do the calculation with a generic height and radius:

$$\int_0^h \pi \frac{r^2}{h^2} x^2 dx = \frac{\pi r^2}{h^2} \frac{h^3}{3} = \frac{\pi r^2 h}{3},$$

giving us the usual formula for the volume of a cone. ♣

#### Example 8.10: Volume of an Object with a Hole

Find the volume of the object generated when the area between  $y = x^2$  and  $y = x$  is rotated around the  $x$ -axis.

**Solution.** This solid has a “hole” in the middle; we can compute the volume by subtracting the volume of the hole from the volume enclosed by the outer surface of the solid. In figure 8.7 we show the region that is rotated, the resulting solid with the front half cut away, the cone that forms the outer surface, the horn-shaped hole, and a cross-section perpendicular to the  $x$ -axis.

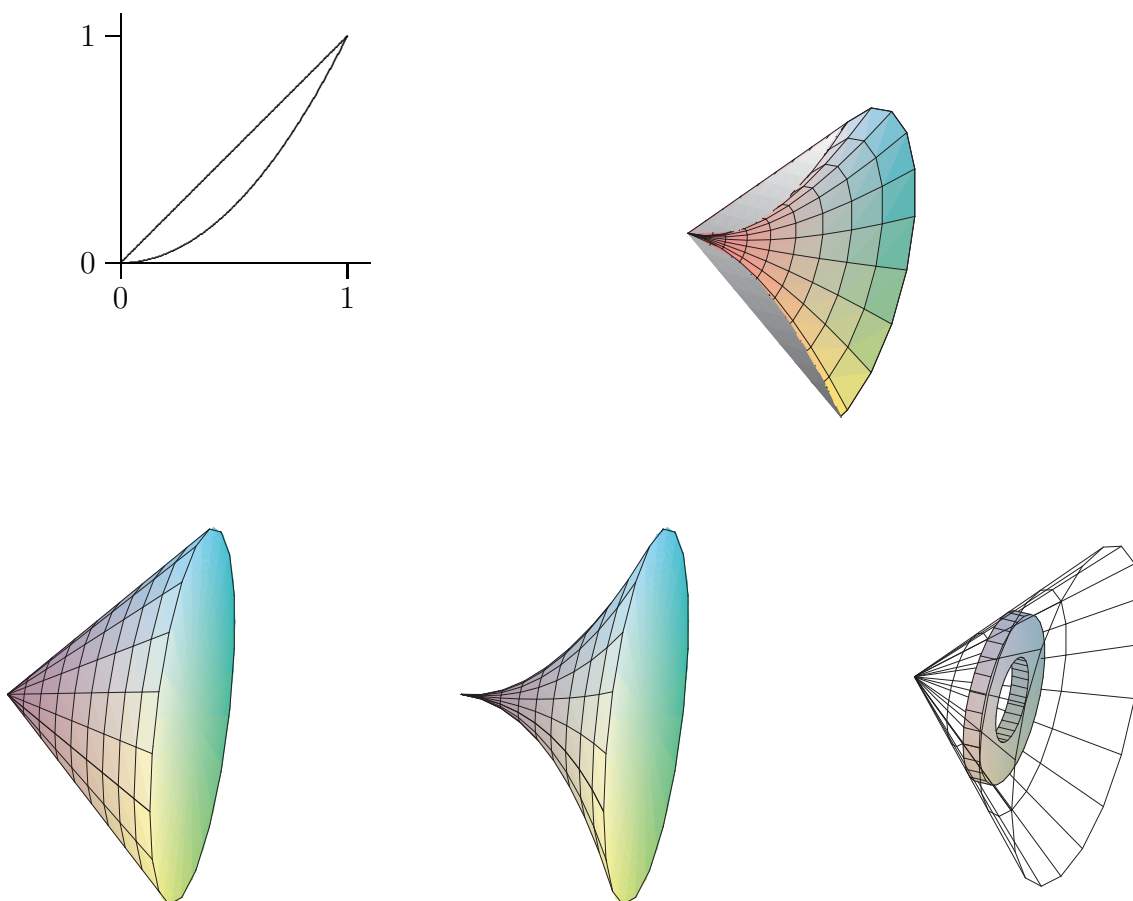


Figure 8.7: Solid with a hole, showing the outer cone and the shape to be removed to form the hole.

We have already computed the volume of a cone; in this case it is  $\pi/3$ . At a particular value of  $x$ , say  $x_i$ , the cross-section of the horn is a circle with radius  $x_i^2$ , so the volume of

the horn is


$$\int_0^1 \pi(x^2)^2 dx = \int_0^1 \pi x^4 dx = \pi \frac{1}{5},$$

so the desired volume is  $\pi/3 - \pi/5 = 2\pi/15$ .

As with the area between curves, there is an alternate approach that computes the desired volume “all at once” by approximating the volume of the actual solid. We can approximate the volume of a slice of the solid with a washer-shaped volume, as indicated in figure 8.7.

The volume of such a washer is the area of the face times the thickness. The thickness, as usual, is  $\Delta x$ , while the area of the face is the area of the outer circle minus the area of the inner circle, say  $\pi R^2 - \pi r^2$ . In the present example, at a particular  $x_i$ , the radius  $R$  is  $x_i$  and  $r$  is  $x_i^2$ . Hence, the whole volume is

$$\int_0^1 \pi x^2 - \pi x^4 dx = \pi \left( \frac{x^3}{3} - \frac{x^5}{5} \right) \Big|_0^1 = \pi \left( \frac{1}{3} - \frac{1}{5} \right) = \frac{2\pi}{15}.$$

Of course, what we have done here is exactly the same calculation as before, except we have in effect recomputed the volume of the outer cone. 

Suppose the region between  $f(x) = x+1$  and  $g(x) = (x-1)^2$  is rotated around the  $y$ -axis; see figure 8.8. It is possible, but inconvenient, to compute the volume of the resulting solid by the method we have used so far. The problem is that there are two “kinds” of typical rectangles: those that go from the line to the parabola and those that touch the parabola on both ends. To compute the volume using this approach, we need to break the problem into two parts and compute two integrals:

$$\pi \int_0^1 (1 + \sqrt{y})^2 - (1 - \sqrt{y})^2 dy + \pi \int_1^4 (1 + \sqrt{y})^2 - (y - 1)^2 dy = \frac{8}{3}\pi + \frac{65}{6}\pi = \frac{27}{2}\pi.$$

If instead we consider a typical vertical rectangle, but still rotate around the  $y$ -axis, we get a thin “shell” instead of a thin “washer”. If we add up the volume of such thin shells we will get an approximation to the true volume. What is the volume of such a shell? Consider the shell at  $x_i$ . Imagine that we cut the shell vertically in one place and “unroll” it into a thin, flat sheet. This sheet will be almost a rectangular prism that is  $\Delta x$  thick,  $f(x_i) - g(x_i)$  tall, and  $2\pi x_i$  wide (namely, the circumference of the shell before it was unrolled). The volume will then be approximately the volume of a rectangular prism with these dimensions:  $2\pi x_i(f(x_i) - g(x_i))\Delta x$ . If we add these up and take the limit as usual, we get the integral

$$\int_0^3 2\pi x(f(x) - g(x)) dx = \int_0^3 2\pi x(x + 1 - (x - 1)^2) dx = \frac{27}{2}\pi.$$

Not only does this accomplish the task with only one integral, the integral is somewhat easier than those in the previous calculation. Things are not always so neat, but it is often the case that one of the two methods will be simpler than the other, so it is worth considering both before starting to do calculations.

### 8.3. VOLUME

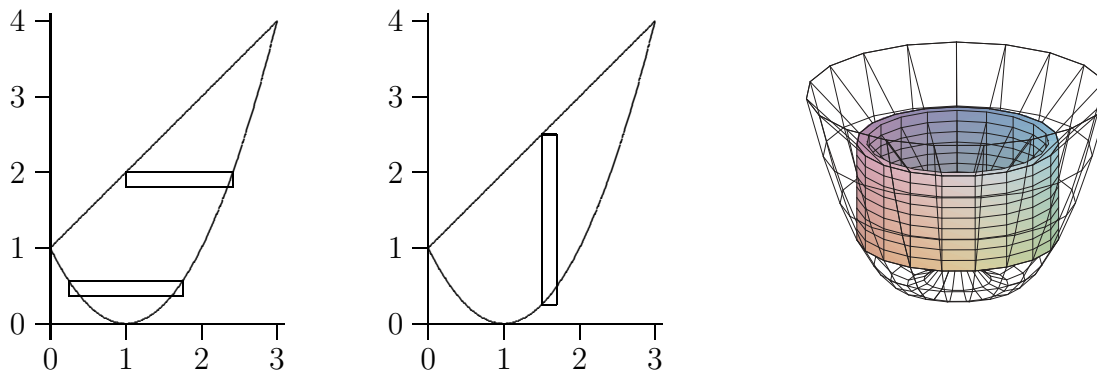


Figure 8.8: Computing volumes with “shells”.

#### Example 8.11:

Suppose the area under  $y = -x^2 + 1$  between  $x = 0$  and  $x = 1$  is rotated around the  $x$ -axis. Find the volume by both methods.

**Solution.** Using the disk method we obtain:

$$\int_0^1 \pi(1 - x^2)^2 dx = \frac{8}{15}\pi.$$

Using the shell method we obtain:

$$\int_0^1 2\pi y \sqrt{1 - y} dy = \frac{8}{15}\pi.$$



## Exercises for 8.3

**Exercise 8.3.1.** Verify that  $\pi \int_0^1 (1 + \sqrt{y})^2 - (1 - \sqrt{y})^2 dy + \pi \int_1^4 (1 + \sqrt{y})^2 - (y - 1)^2 = \frac{8}{3}\pi + \frac{65}{6}\pi = \frac{27}{2}\pi$ .

**Exercise 8.3.2.** Verify that  $\int_0^3 2\pi x(x + 1 - (x - 1)^2) dx = \frac{27}{2}\pi$ .

**Exercise 8.3.3.** Verify that  $\int_0^1 \pi(1 - x^2)^2 dx = \frac{8}{15}\pi$ .

**Exercise 8.3.4.** Verify that  $\int_0^1 2\pi y \sqrt{1 - y} dy = \frac{8}{15}\pi$ .

**Exercise 8.3.5.** Use integration to find the volume of the solid obtained by revolving the region bounded by  $x + y = 2$  and the  $x$  and  $y$  axes around the  $x$ -axis.

**Exercise 8.3.6.** Find the volume of the solid obtained by revolving the region bounded by  $y = x - x^2$  and the  $x$ -axis around the  $x$ -axis.

**Exercise 8.3.7.** Find the volume of the solid obtained by revolving the region bounded by  $y = \sqrt{\sin x}$  between  $x = 0$  and  $x = \pi/2$ , the  $y$ -axis, and the line  $y = 1$  around the  $x$ -axis.

**Exercise 8.3.8.** Let  $S$  be the region of the  $xy$ -plane bounded above by the curve  $x^3y = 64$ , below by the line  $y = 1$ , on the left by the line  $x = 2$ , and on the right by the line  $x = 4$ . Find the volume of the solid obtained by rotating  $S$  around (a) the  $x$ -axis, (b) the line  $y = 1$ , (c) the  $y$ -axis, (d) the line  $x = 2$ .

**Exercise 8.3.9.** The equation  $x^2/9 + y^2/4 = 1$  describes an ellipse. Find the volume of the solid obtained by rotating the ellipse around the  $x$ -axis and also around the  $y$ -axis. These solids are called **ellipsoids**; one is vaguely rugby-ball shaped, one is sort of flying-saucer shaped, or perhaps squished-beach-ball-shaped.



Figure 8.9: Ellipsoids.

**Exercise 8.3.10.** Use integration to compute the volume of a sphere of radius  $r$ . You should of course get the well-known formula  $4\pi r^3/3$ .

**Exercise 8.3.11.** A hemispheric bowl of radius  $r$  contains water to a depth  $h$ . Find the volume of water in the bowl.

**Exercise 8.3.12.** The base of a tetrahedron (a triangular pyramid) of height  $h$  is an equilateral triangle of side  $s$ . Its cross-sections perpendicular to an altitude are equilateral triangles. Express its volume  $V$  as an integral, and find a formula for  $V$  in terms of  $h$  and  $s$ . Verify that your answer is  $(1/3)(\text{area of base})(\text{height})$ .

**Exercise 8.3.13.** The base of a solid is the region between  $f(x) = \cos x$  and  $g(x) = -\cos x$ ,  $-\pi/2 \leq x \leq \pi/2$ , and its cross-sections perpendicular to the  $x$ -axis are squares. Find the volume of the solid.

## 8.4 Average value of a function

The average of some finite set of values is a familiar concept. If, for example, the class scores on a quiz are 10, 9, 10, 8, 7, 5, 7, 6, 3, 2, 7, 8, then the average score is the sum of these numbers divided by the size of the class:

$$\text{average score} = \frac{10 + 9 + 10 + 8 + 7 + 5 + 7 + 6 + 3 + 2 + 7 + 8}{12} = \frac{82}{12} \approx 6.83.$$

#### 8.4. AVERAGE VALUE OF A FUNCTION

Suppose that between  $t = 0$  and  $t = 1$  the speed of an object is  $\sin(\pi t)$ . What is the average speed of the object over that time? The question sounds as if it must make sense, yet we can't merely add up some number of speeds and divide, since the speed is changing continuously over the time interval.

To make sense of "average" in this context, we fall back on the idea of approximation. Consider the speed of the object at tenth of a second intervals:  $\sin 0$ ,  $\sin(0.1\pi)$ ,  $\sin(0.2\pi)$ ,  $\sin(0.3\pi)$ ,  $\dots$ ,  $\sin(0.9\pi)$ . The average speed "should" be fairly close to the average of these ten speeds:

$$\frac{1}{10} \sum_{i=0}^9 \sin(\pi i/10) \approx \frac{1}{10} 6.3 = 0.63.$$

Of course, if we compute more speeds at more times, the average of these speeds should be closer to the "real" average. If we take the average of  $n$  speeds at evenly spaced times, we get:

$$\frac{1}{n} \sum_{i=0}^{n-1} \sin(\pi i/n).$$

Here the individual times are  $t_i = i/n$ , so rewriting slightly we have

$$\frac{1}{n} \sum_{i=0}^{n-1} \sin(\pi t_i).$$

This is almost the sort of sum that we know turns into an integral; what's apparently missing is  $\Delta t$ —but in fact,  $\Delta t = 1/n$ , the length of each subinterval. So rewriting again:

$$\sum_{i=0}^{n-1} \sin(\pi t_i) \frac{1}{n} = \sum_{i=0}^{n-1} \sin(\pi t_i) \Delta t.$$

Now this has exactly the right form, so that in the limit we get

$$\text{average speed} = \int_0^1 \sin(\pi t) dt = -\frac{\cos(\pi t)}{\pi} \Big|_0^1 = -\frac{\cos(\pi)}{\pi} + \frac{\cos(0)}{\pi} = \frac{2}{\pi} \approx 0.6366 \approx 0.64.$$

It's not entirely obvious from this one simple example how to compute such an average in general. Let's look at a somewhat more complicated case. Suppose that the velocity of an object is  $16t^2 + 5$  feet per second. What is the average velocity between  $t = 1$  and  $t = 3$ ? Again we set up an approximation to the average:

$$\frac{1}{n} \sum_{i=0}^{n-1} 16t_i^2 + 5,$$

where the values  $t_i$  are evenly spaced times between 1 and 3. Once again we are "missing"  $\Delta t$ , and this time  $1/n$  is not the correct value. What is  $\Delta t$  in general? It is the length of a subinterval; in this case we take the interval  $[1, 3]$  and divide it into  $n$  subintervals, so each has length  $(3 - 1)/n = 2/n = \Delta t$ . Now with the usual "multiply and divide by the same thing" trick we can rewrite the sum:

$$\frac{1}{n} \sum_{i=0}^{n-1} 16t_i^2 + 5 = \frac{1}{3-1} \sum_{i=0}^{n-1} (16t_i^2 + 5) \frac{3-1}{n} = \frac{1}{2} \sum_{i=0}^{n-1} (16t_i^2 + 5) \frac{2}{n} = \frac{1}{2} \sum_{i=0}^{n-1} (16t_i^2 + 5) \Delta t.$$

In the limit this becomes

$$\frac{1}{2} \int_1^3 16t^2 + 5 dt = \frac{1}{2} \frac{446}{3} = \frac{223}{3}.$$

Does this seem reasonable? Let's picture it: in figure 8.10 is the velocity function together with the horizontal line  $y = 223/3 \approx 74.3$ . Certainly the height of the horizontal line looks at least plausible for the average height of the curve.

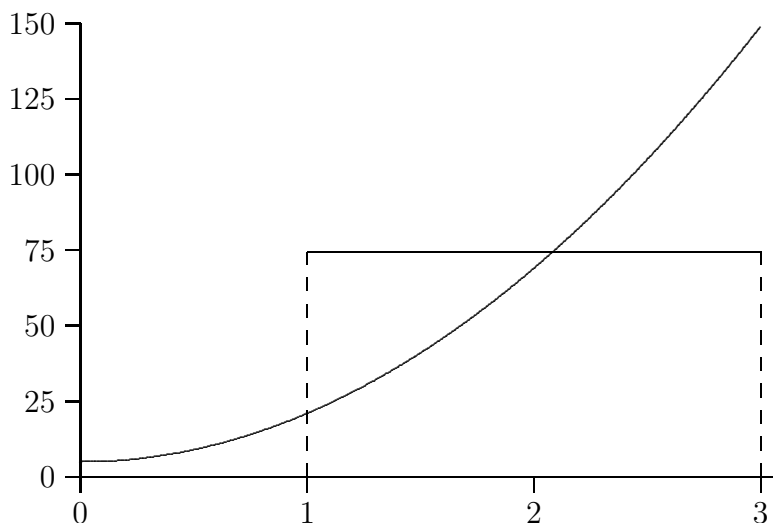


Figure 8.10: Average velocity.

Here's another way to interpret "average" that may make our computation appear even more reasonable. The object of our example goes a certain distance between  $t = 1$  and  $t = 3$ . If instead the object were to travel at the average speed over the same time, it should go the same distance. At an average speed of  $223/3$  feet per second for two seconds the object would go  $446/3$  feet. How far does it actually go? We know how to compute this:

$$\int_1^3 v(t) dt = \int_1^3 16t^2 + 5 dt = \frac{446}{3}.$$

So now we see that another interpretation of the calculation

$$\frac{1}{2} \int_1^3 16t^2 + 5 dt = \frac{1}{2} \frac{446}{3} = \frac{223}{3}$$

is: total distance traveled divided by the time in transit, namely, the usual interpretation of average speed.

In the case of speed, or more properly velocity, we can always interpret "average" as total (net) distance divided by time. But in the case of a different sort of quantity this interpretation does not obviously apply, while the approximation approach always does. We might interpret the same problem geometrically: what is the average height of  $16x^2 + 5$  on the interval  $[1, 3]$ ? We approximate this in exactly the same way, by adding up many sample heights and dividing by the number of samples. In the limit we get the same result:

$$\lim_{n \rightarrow \infty} \frac{1}{n} \sum_{i=0}^{n-1} 16x_i^2 + 5 = \frac{1}{2} \int_1^3 16x^2 + 5 dx = \frac{1}{2} \frac{446}{3} = \frac{223}{3}.$$



## 8.5. WORK

We can interpret this result in a slightly different way. The area under  $y = 16x^2 + 5$  above  $[1, 3]$  is

$$\int_1^3 16t^2 + 5 dt = \frac{446}{3}.$$

The area under  $y = 223/3$  over the same interval  $[1, 3]$  is simply the area of a rectangle that is 2 by  $223/3$  with area  $446/3$ . So the average height of a function is the height of the horizontal line that produces the same area over the given interval.

## Exercises for 8.4

---

**Exercise 8.4.1.** Find the average height of  $\cos x$  over the intervals  $[0, \pi/2]$ ,  $[-\pi/2, \pi/2]$ , and  $[0, 2\pi]$ .

**Exercise 8.4.2.** Find the average height of  $x^2$  over the interval  $[-2, 2]$ .

**Exercise 8.4.3.** Find the average height of  $1/x^2$  over the interval  $[1, A]$ .

**Exercise 8.4.4.** Find the average height of  $\sqrt{1-x^2}$  over the interval  $[-1, 1]$ .

**Exercise 8.4.5.** An object moves with velocity  $v(t) = -t^2 + 1$  feet per second between  $t = 0$  and  $t = 2$ . Find the average velocity and the average speed of the object between  $t = 0$  and  $t = 2$ .

**Exercise 8.4.6.** The observation deck on the 102nd floor of the Empire State Building is 1,224 feet above the ground. If a steel ball is dropped from the observation deck its velocity at time  $t$  is approximately  $v(t) = -32t$  feet per second. Find the average speed between the time it is dropped and the time it hits the ground, and find its speed when it hits the ground.


## 8.5 Work

---

A fundamental concept in classical physics is **work**: If an object is moved in a straight line against a force  $F$  for a distance  $s$  the work done is  $W = Fs$ .

### Example 8.12: Constant Force

*How much work is done in lifting a 10 pound weight vertically a distance of 5 feet?*

**Solution.** The force due to gravity on a 10 pound weight is 10 pounds at the surface of the earth, and it does not change appreciably over 5 feet. The work done is  $W = 10 \cdot 5 = 50$  foot-pounds. 

In reality few situations are so simple. The force might not be constant over the range of motion, as in the next example.

**Example 8.13: Lifting a Weight**

*How much work is done in lifting a 10 pound weight from the surface of the earth to an orbit 100 miles above the surface?*

**Solution.** Over 100 miles the force due to gravity does change significantly, so we need to take this into account. The force exerted on a 10 pound weight at a distance  $r$  from the center of the earth is  $F = k/r^2$  and by definition it is 10 when  $r$  is the radius of the earth (we assume the earth is a sphere). How can we approximate the work done? We divide the path from the surface to orbit into  $n$  small subpaths. On each subpath the force due to gravity is roughly constant, with value  $k/r_i^2$  at distance  $r_i$ . The work to raise the object from  $r_i$  to  $r_{i+1}$  is thus approximately  $k/r_i^2 \Delta r$  and the total work is approximately

$$\sum_{i=0}^{n-1} \frac{k}{r_i^2} \Delta r,$$

or in the limit


$$W = \int_{r_0}^{r_1} \frac{k}{r^2} dr,$$

where  $r_0$  is the radius of the earth and  $r_1$  is  $r_0$  plus 100 miles. The work is

$$W = \int_{r_0}^{r_1} \frac{k}{r^2} dr = -\frac{k}{r} \Big|_{r_0}^{r_1} = -\frac{k}{r_1} + \frac{k}{r_0}.$$

Using  $r_0 = 20925525$  feet we have  $r_1 = 21453525$ . The force on the 10 pound weight at the surface of the earth is 10 pounds, so  $10 = k/20925525^2$ , giving  $k = 4378775965256250$ . Then

$$-\frac{k}{r_1} + \frac{k}{r_0} = \frac{491052320000}{95349} \approx 5150052 \text{ foot-pounds.}$$

Note that if we assume the force due to gravity is 10 pounds over the whole distance we would calculate the work as  $10(r_1 - r_0) = 10 \cdot 100 \cdot 5280 = 5280000$ , somewhat higher since we don't account for the weakening of the gravitational force. 

**Example 8.14: Lifting an Object**

*How much work is done in lifting a 10 kilogram object from the surface of the earth to a distance  $D$  from the center of the earth?*

**Solution.** This is the same problem as before in different units, and we are not specifying a value for  $D$ . As before

$$W = \int_{r_0}^D \frac{k}{r^2} dr = -\frac{k}{r} \Big|_{r_0}^D = -\frac{k}{D} + \frac{k}{r_0}.$$

While “weight in pounds” is a measure of force, “weight in kilograms” is a measure of mass. To convert to force we need to use Newton's law  $F = ma$ . At the surface of the earth the acceleration due to gravity is approximately 9.8 meters per second squared, so the force is

## 8.5. WORK

$F = 10 \cdot 9.8 = 98$ . The units here are “kilogram-meters per second squared” or “kg m/s<sup>2</sup>”, also known as a Newton (N), so  $F = 98$  N. The radius of the earth is approximately 6378.1 kilometers or 6378100 meters. Now the problem proceeds as before. From  $F = k/r^2$  we compute  $k$ :  $98 = k/6378100^2$ ,  $k = 3.986655642 \cdot 10^{15}$ . Then the work is:

$$W = -\frac{k}{D} + 6.250538000 \cdot 10^8 \text{ Newton-meters.}$$

As  $D$  increases  $W$  of course gets larger, since the quantity being subtracted,  $-k/D$ , gets smaller. But note that the work  $W$  will never exceed  $6.250538000 \cdot 10^8$ , and in fact will approach this value as  $D$  gets larger. In short, with a finite amount of work, namely  $6.250538000 \cdot 10^8$  N-m, we can lift the 10 kilogram object as far as we wish from earth. ♣

Next is an example in which the force is constant, but there are many objects moving different distances.

### Example 8.15: Multiple Objects Moving

*Suppose that a water tank is shaped like a right circular cone with the tip at the bottom, and has height 10 meters and radius 2 meters at the top. If the tank is full, how much work is required to pump all the water out over the top?*

**Solution.** Here we have a large number of atoms of water that must be lifted different distances to get to the top of the tank. Fortunately, we don't really have to deal with individual atoms—we can consider all the atoms at a given depth together.

To approximate the work, we can divide the water in the tank into horizontal sections, approximate the volume of water in a section by a thin disk, and compute the amount of work required to lift each disk to the top of the tank. As usual, we take the limit as the sections get thinner and thinner to get the total work.

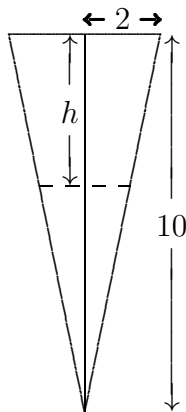


Figure 8.11: Cross-section of a conical water tank.

At depth  $h$  the circular cross-section through the tank has radius  $r = (10 - h)/5$ , by similar triangles, and area  $\pi(10 - h)^2/25$ . A section of the tank at depth  $h$  thus has volume approximately  $\pi(10 - h)^2/25\Delta h$  and so contains  $\sigma\pi(10 - h)^2/25\Delta h$  kilograms of water, where

$\sigma$  is the density of water in kilograms per cubic meter;  $\sigma \approx 1000$ . The force due to gravity on this much water is  $9.8\sigma\pi(10-h)^2/25\Delta h$ , and finally, this section of water must be lifted a distance  $h$ , which requires  $h9.8\sigma\pi(10-h)^2/25\Delta h$  Newton-meters of work. The total work is therefore


$$W = \frac{9.8\sigma\pi}{25} \int_0^{10} h(10-h)^2 dh = \frac{980000}{3}\pi \approx 1026254 \text{ Newton-meters.}$$



A spring has a “natural length,” its length if nothing is stretching or compressing it. If the spring is either stretched or compressed the spring provides an opposing force; according to **Hooke’s Law** the magnitude of this force is proportional to the distance the spring has been stretched or compressed:  $F = kx$ . The constant of proportionality,  $k$ , of course depends on the spring. Note that  $x$  here represents the *change* in length from the natural length.

### Example 8.16: Compressing a Spring

Suppose  $k = 5$  for a given spring that has a natural length of 0.1 meters. Suppose a force is applied that compresses the spring to length 0.08. What is the magnitude of the force?

**Solution.** Assuming that the constant  $k$  has appropriate dimensions (namely, kg/s<sup>2</sup>), the force is  $5(0.1 - 0.08) = 5(0.02) = 0.1$  Newtons. 

### Example 8.17: Compressing a Spring (continued)

How much work is done in compressing the spring in the previous example from its natural length to 0.08 meters? From 0.08 meters to 0.05 meters? How much work is done to stretch the spring from 0.1 meters to 0.15 meters?

**Solution.** We can approximate the work by dividing the distance that the spring is compressed (or stretched) into small subintervals. Then the force exerted by the spring is approximately constant over the subinterval, so the work required to compress the spring from  $x_i$  to  $x_{i+1}$  is approximately  $5(x_i - 0.1)\Delta x$ . The total work is approximately

$$\sum_{i=0}^{n-1} 5(x_i - 0.1)\Delta x$$

and in the limit

$$W = \int_{0.1}^{0.08} 5(x - 0.1) dx = \left. \frac{5(x - 0.1)^2}{2} \right|_{0.1}^{0.08} = \frac{5(0.08 - 0.1)^2}{2} - \frac{5(0.1 - 0.1)^2}{2} = \frac{1}{1000} \text{ N-m.}$$

The other values we seek simply use different limits. To compress the spring from 0.08 meters to 0.05 meters takes

$$W = \int_{0.08}^{0.05} 5(x - 0.1) dx = \left. \frac{5x^2}{2} \right|_{0.08}^{0.05} = \frac{5(0.05 - 0.1)^2}{2} - \frac{5(0.08 - 0.1)^2}{2} = \frac{21}{4000} \text{ N-m}$$

## 8.5. WORK

and to stretch the spring from 0.1 meters to 0.15 meters requires

$$W = \int_{0.1}^{0.15} 5(x - 0.1) dx = \left. \frac{5x^2}{2} \right|_{0.1}^{0.15} = \frac{5(0.15 - 0.1)^2}{2} - \frac{5(0.1 - 0.1)^2}{2} = \frac{1}{160} \text{ N}\cdot\text{m}.$$



## Exercises for 8.5

---

**Exercise 8.5.1.** *How much work is done in lifting a 100 kilogram weight from the surface of the earth to an orbit 35,786 kilometers above the surface of the earth?*

**Exercise 8.5.2.** *How much work is done in lifting a 100 kilogram weight from an orbit 1000 kilometers above the surface of the earth to an orbit 35,786 kilometers above the surface of the earth?*

**Exercise 8.5.3.** *A water tank has the shape of an upright cylinder with radius  $r = 1$  meter and height 10 meters. If the depth of the water is 5 meters, how much work is required to pump all the water out the top of the tank?*

**Exercise 8.5.4.** *Suppose the tank of the previous problem is lying on its side, so that the circular ends are vertical, and that it has the same amount of water as before. How much work is required to pump the water out the top of the tank (which is now 2 meters above the bottom of the tank)?*

**Exercise 8.5.5.** *A water tank has the shape of the bottom half of a sphere with radius  $r = 1$  meter. If the tank is full, how much work is required to pump all the water out the top of the tank?*

**Exercise 8.5.6.** *A spring has constant  $k = 10 \text{ kg/s}^2$ . How much work is done in compressing it  $1/10$  meter from its natural length?*

**Exercise 8.5.7.** *A force of 2 Newtons will compress a spring from 1 meter (its natural length) to 0.8 meters. How much work is required to stretch the spring from 1.1 meters to 1.5 meters?*

**Exercise 8.5.8.** *A 20 meter long steel cable has density 2 kilograms per meter, and is hanging straight down. How much work is required to lift the entire cable to the height of its top end?*

**Exercise 8.5.9.** *The cable in the previous problem has a 100 kilogram bucket of concrete attached to its lower end. How much work is required to lift the entire cable and bucket to the height of its top end?*

**Exercise 8.5.10.** *Consider again the cable and bucket of the previous problem. How much work is required to lift the bucket 10 meters by raising the cable 10 meters? (The top half of the cable ends up at the height of the top end of the cable, while the bottom half of the cable is lifted 10 meters.)*

## 8.6 Arc Length

Here is another geometric application of the integral: find the length of a portion of a curve. As usual, we need to think about how we might approximate the length, and turn the approximation into an integral.

We already know how to compute one simple arc length, that of a line segment. If the endpoints are  $P_0(x_0, y_0)$  and  $P_1(x_1, y_1)$  then the length of the segment is the distance between the points,  $\sqrt{(x_1 - x_0)^2 + (y_1 - y_0)^2}$ , from the Pythagorean theorem, as illustrated in figure 8.12.

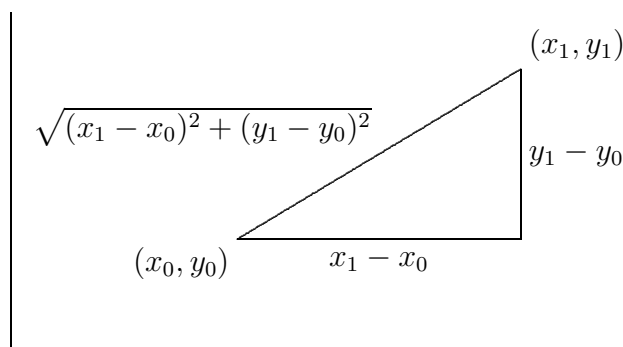


Figure 8.12: The length of a line segment.

Now if the graph of  $f$  is “nice” (say, differentiable) it appears that we can approximate the length of a portion of the curve with line segments, and that as the number of segments increases, and their lengths decrease, the sum of the lengths of the line segments will approach the true arc length; see figure 8.13.

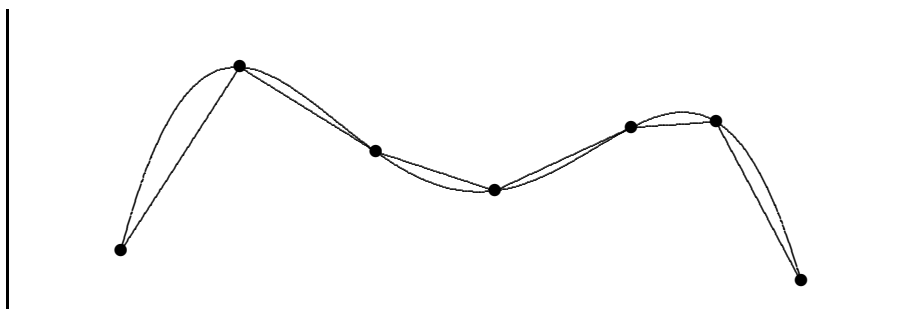


Figure 8.13: Approximating arc length with line segments.

Now we need to write a formula for the sum of the lengths of the line segments, in a form that we know becomes an integral in the limit. So we suppose we have divided the interval  $[a, b]$  into  $n$  subintervals as usual, each with length  $\Delta x = (b - a)/n$ , and endpoints  $a = x_0, x_1, x_2, \dots, x_n = b$ . The length of a typical line segment, joining  $(x_i, f(x_i))$  to  $(x_{i+1}, f(x_{i+1}))$ , is  $\sqrt{(\Delta x)^2 + (f(x_{i+1}) - f(x_i))^2}$ . By the Mean Value Theorem, there is a number  $t_i$  in  $(x_i, x_{i+1})$  such that  $f'(t_i)\Delta x = f(x_{i+1}) - f(x_i)$ , so the length of the line segment can be written as

$$\sqrt{(\Delta x)^2 + (f'(t_i))^2 \Delta x^2} = \sqrt{1 + (f'(t_i))^2} \Delta x.$$

## 8.6. ARC LENGTH

The arc length is then

$$\lim_{n \rightarrow \infty} \sum_{i=0}^{n-1} \sqrt{1 + (f'(t_i))^2} \Delta x = \int_a^b \sqrt{1 + (f'(x))^2} dx.$$

Note that the sum looks a bit different than others we have encountered, because the approximation contains a  $t_i$  instead of an  $x_i$ . In the past we have always used left endpoints (namely,  $x_i$ ) to get a representative value of  $f$  on  $[x_i, x_{i+1}]$ ; now we are using a different point, but the principle is the same.

To summarize, to compute the length of a curve on the interval  $[a, b]$ , we compute the integral

$$\int_a^b \sqrt{1 + (f'(x))^2} dx.$$

Unfortunately, integrals of this form are typically difficult or impossible to compute exactly, because usually none of our methods for finding antiderivatives will work. In practice this means that the integral will usually have to be approximated.

### Example 8.18: Circumference of a Circle


Let  $f(x) = \sqrt{r^2 - x^2}$ , the upper half circle of radius  $r$ . The length of this curve is half the circumference, namely  $\pi r$ . Compute this with the arc length formula.

**Solution.** The derivative  $f'$  is  $-x/\sqrt{r^2 - x^2}$  so the integral is

$$\int_{-r}^r \sqrt{1 + \frac{x^2}{r^2 - x^2}} dx = \int_{-r}^r \sqrt{\frac{r^2}{r^2 - x^2}} dx = r \int_{-r}^r \sqrt{\frac{1}{r^2 - x^2}} dx.$$

Using a trigonometric substitution, we find the antiderivative, namely  $\arcsin(x/r)$ . Notice that the integral is improper at both endpoints, as the function  $\sqrt{1/(r^2 - x^2)}$  is undefined when  $x = \pm r$ . So we need to compute

$$\lim_{D \rightarrow -r^+} \int_D^0 \sqrt{\frac{1}{r^2 - x^2}} dx + \lim_{D \rightarrow r^-} \int_0^D \sqrt{\frac{1}{r^2 - x^2}} dx.$$

This is not difficult, and has value  $\pi$ , so the original integral, with the extra  $r$  in front, has value  $\pi r$  as expected. 

## Exercises for 8.6

---

**Exercise 8.6.1.** Find the arc length of  $f(x) = x^{3/2}$  on  $[0, 2]$ .

**Exercise 8.6.2.** Find the arc length of  $f(x) = x^2/8 - \ln x$  on  $[1, 2]$ .

**Exercise 8.6.3.** Find the arc length of  $f(x) = (1/3)(x^2 + 2)^{3/2}$  on the interval  $[0, a]$ .

**Exercise 8.6.4.** Find the arc length of  $f(x) = \ln(\sin x)$  on the interval  $[\pi/4, \pi/3]$ .

**Exercise 8.6.5.** Let  $a > 0$ . Show that the length of  $y = \cosh x$  on  $[0, a]$  is equal to  $\int_0^a \cosh x \, dx$ .

**Exercise 8.6.6.** Find the arc length of  $f(x) = \cosh x$  on  $[0, \ln 2]$ .

**Exercise 8.6.7.** Set up the integral to find the arc length of  $\sin x$  on the interval  $[0, \pi]$ ; do not evaluate the integral. If you have access to appropriate software, approximate the value of the integral.

**Exercise 8.6.8.** Set up the integral to find the arc length of  $y = xe^{-x}$  on the interval  $[2, 3]$ ; do not evaluate the integral. If you have access to appropriate software, approximate the value of the integral.

**Exercise 8.6.9.** Find the arc length of  $y = e^x$  on the interval  $[0, 1]$ . (This can be done exactly; it is a bit tricky and a bit long.)

## 8.7 Surface Area

---

Another geometric question that arises naturally is: “What is the surface area of a volume?” For example, what is the surface area of a sphere? More advanced techniques are required to approach this question in general, but we can compute the areas of some volumes generated by revolution.

As usual, the question is: how might we approximate the surface area? For a surface obtained by rotating a curve around an axis, we can take a polygonal approximation to the curve, as in the last section, and rotate it around the same axis. This gives a surface composed of many “truncated cones;” a truncated cone is called a **frustum** of a cone. Figure 8.14 illustrates this approximation.




Figure 8.14: Approximating a surface (left) by portions of cones (right).



## 8.7. SURFACE AREA

So we need to be able to compute the area of a frustum of a cone. Since the frustum can be formed by removing a small cone from the top of a larger one, we can compute the desired area if we know the surface area of a cone. Suppose a right circular cone has base radius  $r$  and slant height  $h$ . If we cut the cone from the vertex to the base circle and flatten it out, we obtain a sector of a circle with radius  $h$  and arc length  $2\pi r$ , as in figure 8.15. The angle at the center, in radians, is then  $2\pi r/h$ , and the area of the cone is equal to the area of the sector of the circle. Let  $A$  be the area of the sector; since the area of the entire circle is  $\pi h^2$ , we have

$$\frac{A}{\pi h^2} = \frac{2\pi r/h}{2\pi}$$

$$A = \pi r h.$$

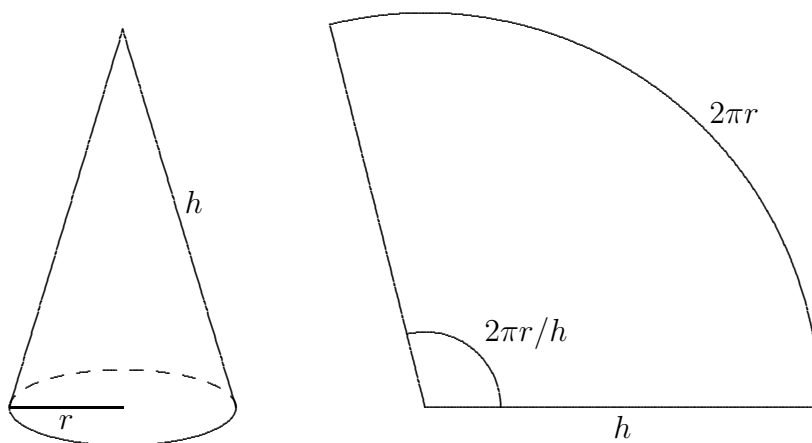


Figure 8.15: The area of a cone.

Now suppose we have a frustum of a cone with slant height  $h$  and radii  $r_0$  and  $r_1$ , as in figure 8.16. The area of the entire cone is  $\pi r_1(h_0 + h)$ , and the area of the small cone is  $\pi r_0 h_0$ ; thus, the area of the frustum is  $\pi r_1(h_0 + h) - \pi r_0 h_0 = \pi((r_1 - r_0)h_0 + r_1 h)$ . By similar triangles,

$$\frac{h_0}{r_0} = \frac{h_0 + h}{r_1}.$$

With a bit of algebra this becomes  $(r_1 - r_0)h_0 = r_0 h$ ; substitution into the area gives

$$\pi((r_1 - r_0)h_0 + r_1 h) = \pi(r_0 h + r_1 h) = \pi h(r_0 + r_1) = 2\pi \frac{r_0 + r_1}{2} h = 2\pi r h.$$

The final form is particularly easy to remember, with  $r$  equal to the average of  $r_0$  and  $r_1$ , as it is also the formula for the area of a cylinder. (Think of a cylinder of radius  $r$  and height  $h$  as the frustum of a cone of infinite height.)

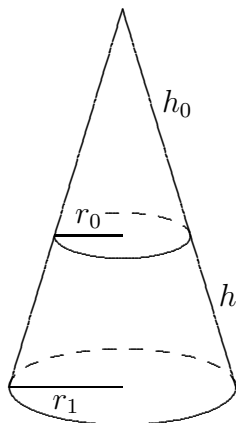


Figure 8.16: The area of a frustum.

Now we are ready to approximate the area of a surface of revolution. On one subinterval, the situation is as shown in figure 8.17. When the line joining two points on the curve is rotated around the  $x$ -axis, it forms a frustum of a cone. The area is

$$2\pi r h = 2\pi \frac{f(x_i) + f(x_{i+1})}{2} \sqrt{1 + (f'(t_i))^2} \Delta x.$$

Here  $\sqrt{1 + (f'(t_i))^2} \Delta x$  is the length of the line segment, as we found in the previous section. Assuming  $f$  is a continuous function, there must be some  $x_i^*$  in  $[x_i, x_{i+1}]$  such that  $(f(x_i) + f(x_{i+1}))/2 = f(x_i^*)$ , so the approximation for the surface area is

$$\sum_{i=0}^{n-1} 2\pi f(x_i^*) \sqrt{1 + (f'(t_i))^2} \Delta x.$$

This is not quite the sort of sum we have seen before, as it contains two different values in the interval  $[x_i, x_{i+1}]$ , namely  $x_i^*$  and  $t_i$ . Nevertheless, using more advanced techniques than we have available here, it turns out that

$$\lim_{n \rightarrow \infty} \sum_{i=0}^{n-1} 2\pi f(x_i^*) \sqrt{1 + (f'(t_i))^2} \Delta x = \int_a^b 2\pi f(x) \sqrt{1 + (f'(x))^2} dx$$

is the surface area we seek. (Roughly speaking, this is because while  $x_i^*$  and  $t_i$  are distinct values in  $[x_i, x_{i+1}]$ , they get closer and closer to each other as the length of the interval shrinks.)

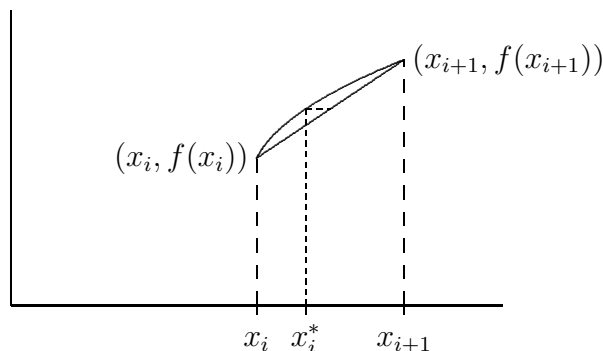


Figure 8.17: One subinterval.

**Example 8.19: Surface Area of a Sphere**

Compute the surface area of a sphere of radius  $r$ .

**Solution.** The sphere can be obtained by rotating the graph of  $f(x) = \sqrt{r^2 - x^2}$  about the  $x$ -axis. The derivative  $f'$  is  $-x/\sqrt{r^2 - x^2}$ , so the surface area is given by

$$\begin{aligned} A &= 2\pi \int_{-r}^r \sqrt{r^2 - x^2} \sqrt{1 + \frac{x^2}{r^2 - x^2}} dx \\ &= 2\pi \int_{-r}^r \sqrt{r^2 - x^2} \sqrt{\frac{r^2}{r^2 - x^2}} dx \\ &= 2\pi \int_{-r}^r r dx = 2\pi r \int_{-r}^r 1 dx = 4\pi r^2 \end{aligned}$$



If the curve is rotated around the  $y$  axis, the formula is nearly identical, because the length of the line segment we use to approximate a portion of the curve doesn't change. Instead of the radius  $f(x_i^*)$ , we use the new radius  $\bar{x}_i = (x_i + x_{i+1})/2$ , and the surface area integral becomes

$$\int_a^b 2\pi x \sqrt{1 + (f'(x))^2} dx.$$

**Example 8.20: Surface Around  $y$ -axis**

Compute the area of the surface formed when  $f(x) = x^2$  between 0 and 2 is rotated around the  $y$ -axis.

**Solution.** We compute  $f'(x) = 2x$ , and then

$$2\pi \int_0^2 x \sqrt{1 + 4x^2} dx = \frac{\pi}{6} (17^{3/2} - 1),$$

by a simple substitution.



## Exercises for 8.7

---

**Exercise 8.7.1.** Compute the area of the surface formed when  $f(x) = 2\sqrt{1-x}$  between  $-1$  and  $0$  is rotated around the  $x$ -axis.

**Exercise 8.7.2.** Compute the surface area of example 8.20 by rotating  $f(x) = \sqrt{x}$  around the  $x$ -axis.

**Exercise 8.7.3.** Compute the area of the surface formed when  $f(x) = x^3$  between  $1$  and  $3$  is rotated around the  $x$ -axis.

**Exercise 8.7.4.** Compute the area of the surface formed when  $f(x) = 2 + \cosh(x)$  between  $0$  and  $1$  is rotated around the  $x$ -axis.

**Exercise 8.7.5.** Consider the surface obtained by rotating the graph of  $f(x) = 1/x$ ,  $x \geq 1$ , around the  $x$ -axis. This surface is called **Gabriel's horn** or **Toricelli's trumpet**. Show that Gabriel's horn has infinite surface area.

**Exercise 8.7.6.** Consider the circle  $(x-2)^2 + y^2 = 1$ . Sketch the surface obtained by rotating this circle about the  $y$ -axis. (The surface is called a **torus**.) What is the surface area?

**Exercise 8.7.7.** Consider the ellipse with equation  $x^2/4 + y^2 = 1$ . If the ellipse is rotated around the  $x$ -axis it forms an **ellipsoid**. Compute the surface area.

**Exercise 8.7.8.** Generalize the preceding result: rotate the ellipse given by  $x^2/a^2 + y^2/b^2 = 1$  about the  $x$ -axis and find the surface area of the resulting ellipsoid. You should consider two cases, when  $a > b$  and when  $a < b$ . Compare to the area of a sphere.

## 9. Differential Equations

---

Many physical phenomena can be modeled using the language of calculus. For example, observational evidence suggests that the temperature of a cup of tea (or some other liquid) in a room of constant temperature will cool over time at a rate proportional to the difference between the room temperature and the temperature of the tea.

In symbols, if  $t$  is the time,  $M$  is the room temperature, and  $f(t)$  is the temperature of the tea at time  $t$  then  $f'(t) = k(M - f(t))$  where  $k > 0$  is a constant which will depend on the kind of tea (or more generally the kind of liquid) but not on the room temperature or the temperature of the tea. This is **Newton's law of cooling** and the equation that we just wrote down is an example of a **differential equation**. Ideally we would like to solve this equation, namely, find the function  $f(t)$  that describes the temperature over time, though this often turns out to be impossible, in which case various approximation techniques must be used. The use and solution of differential equations is an important field of mathematics; here we see how to solve some simple but useful types of differential equation.

Informally, a differential equation is an equation in which one or more of the derivatives of some function appear. Typically, a scientific theory will produce a differential equation (or a system of differential equations) that describes or governs some physical process, but the theory will not produce the desired function or functions directly.

Note that when the variable is time the derivative of a function  $y(t)$  is sometimes written as  $\dot{y}$  instead of  $y'$ ; this is quite common in the study of differential equations.

### 9.1 First Order Differential Equations

---

We start by considering equations in which only the first derivative of the function appears.

#### Definition 9.1: First Order Differential Equation

A **first order differential equation** is an equation of the form  $F(t, y, \dot{y}) = 0$ . A *solution* of a first order differential equation is a function  $f(t)$  that makes  $F(t, f(t), f'(t)) = 0$  for every value of  $t$ .

Here,  $F$  is a function of three variables which we label  $t$ ,  $y$ , and  $\dot{y}$ . It is understood that  $\dot{y}$  will explicitly appear in the equation although  $t$  and  $y$  need not. The term “first order” means that the first derivative of  $y$  appears, but no higher order derivatives do.

#### Example 9.2: Newton's Law of Cooling

The equation from Newton's law of cooling,  $\dot{y} = k(M - y)$  is a first order differential equation;  $F(t, y, \dot{y}) = k(M - y) - \dot{y}$ .

**Example 9.3: A First Order Differential Equation**

$\dot{y} = t^2 + 1$  is a first order differential equation;  $F(t, y, \dot{y}) = \dot{y} - t^2 - 1$ . All solutions to this equation are of the form  $t^3/3 + t + C$ .

**Definition 9.4: First Order Initial Value Problem**

A **first order initial value problem** is a system of equations of the form  $F(t, y, \dot{y}) = 0$ ,  $y(t_0) = y_0$ . Here  $t_0$  is a fixed time and  $y_0$  is a number. A solution of an initial value problem is a solution  $f(t)$  of the differential equation that also satisfies the **initial condition**  $f(t_0) = y_0$ .

**Example 9.5: An Initial Value Problem**

Verify that the initial value problem  $\dot{y} = t^2 + 1$ ,  $y(1) = 4$  has solution  $f(t) = t^3/3 + t + 8/3$ .

**Solution.** Observe that  $f'(t) = t^2 + 1$  and  $f(1) = 1^3/3 + 1 + 8/3 = 4$  as required. ♣

The general first order equation is rather too general, that is, we can't describe methods that will work on them all, or even a large portion of them. We can make progress with specific kinds of first order differential equations. For example, much can be said about equations of the form  $\dot{y} = \phi(t, y)$  where  $\phi$  is a function of the two variables  $t$  and  $y$ . Under reasonable conditions on  $\phi$ , such an equation has a solution and the corresponding initial value problem has a unique solution. However, in general, these equations can be very difficult or impossible to solve explicitly.

**Example 9.6: IVP for Newton's Law of Cooling**

Consider this specific example of an initial value problem for Newton's law of cooling:  $\dot{y} = 2(25 - y)$ ,  $y(0) = 40$ . Discuss the solutions for this initial value problem.

**Solution.** We first note that if  $y(t_0) = 25$ , the right hand side of the differential equation is zero, and so the constant function  $y(t) = 25$  is a solution to the differential equation. It is not a solution to the initial value problem, since  $y(0) \neq 40$ . (The physical interpretation of this constant solution is that if a liquid is at the same temperature as its surroundings, then the liquid will stay at that temperature.) So long as  $y$  is not 25, we can rewrite the differential equation as

$$\begin{aligned} \frac{dy}{dt} \frac{1}{25 - y} &= 2 \\ \frac{1}{25 - y} dy &= 2 dt, \end{aligned}$$

so

$$\int \frac{1}{25 - y} dy = \int 2 dt,$$


## 9.1. FIRST ORDER DIFFERENTIAL EQUATIONS

that is, the two anti-derivatives must be the same except for a constant difference. We can calculate these anti-derivatives and rearrange the results:

$$\begin{aligned} \int \frac{1}{25-y} dy &= \int 2 dt \\ (-1) \ln |25-y| &= 2t + C_0 \\ \ln |25-y| &= -2t - C_0 = -2t + C \\ |25-y| &= e^{-2t+C} = e^{-2t} e^C \\ y-25 &= \pm e^C e^{-2t} \\ y &= 25 \pm e^C e^{-2t} = 25 + A e^{-2t}. \end{aligned}$$

Here  $A = \pm e^C = \pm e^{-C_0}$  is some non-zero constant. Since we want  $y(0) = 40$ , we substitute and solve for  $A$ :

$$\begin{aligned} 40 &= 25 + A e^0 \\ 15 &= A, \end{aligned}$$

and so  $y = 25 + 15e^{-2t}$  is a solution to the initial value problem. Note that  $y$  is never 25, so this makes sense for all values of  $t$ . However, if we allow  $A = 0$  we get the solution  $y = 25$  to the differential equation, which would be the solution to the initial value problem if we were to require  $y(0) = 25$ . Thus,  $y = 25 + A e^{-2t}$  describes all solutions to the differential equation  $\dot{y} = 2(25 - y)$ , and all solutions to the associated initial value problems. 

Why could we solve this problem? Our solution depended on rewriting the equation so that all instances of  $y$  were on one side of the equation and all instances of  $t$  were on the other; of course, in this case the only  $t$  was originally hidden, since we didn't write  $dy/dt$  in the original equation. This is not required, however.

### Example 9.7: Solving an IVP

Solve the differential equation  $\dot{y} = 2t(25 - y)$ .

**Solution.** This is almost identical to the previous example. As before,  $y(t) = 25$  is a solution. If  $y \neq 25$ ,

$$\begin{aligned} \int \frac{1}{25-y} dy &= \int 2t dt \\ (-1) \ln |25-y| &= t^2 + C_0 \\ \ln |25-y| &= -t^2 - C_0 = -t^2 + C \\ |25-y| &= e^{-t^2+C} = e^{-t^2} e^C \\ y-25 &= \pm e^C e^{-t^2} \\ y &= 25 \pm e^C e^{-t^2} = 25 + A e^{-t^2}. \end{aligned}$$

As before, all solutions are represented by  $y = 25 + A e^{-t^2}$ , allowing  $A$  to be zero. 

### Definition 9.8: Separable Differential Equations

A first order differential equation is **separable** if it can be written in the form

$$\dot{y} = f(t)g(y).$$

As in the examples, we can attempt to solve a separable equation by converting to the form

$$\int \frac{1}{g(y)} dy = \int f(t) dt.$$

This technique is called **separation of variables**. The simplest (in principle) sort of separable equation is one in which  $g(y) = 1$ , in which case we attempt to solve

$$\int 1 dy = \int f(t) dt.$$

We can do this if we can find an anti-derivative of  $f(t)$ .

Also as we have seen so far, a differential equation typically has an infinite number of solutions. Ideally, but certainly not always, a corresponding initial value problem will have just one solution. A solution in which there are no unknown constants remaining is called a **particular solution**.

The general approach to separable equations is this: Suppose we wish to solve  $\dot{y} = f(t)g(y)$  where  $f$  and  $g$  are continuous functions. If  $g(a) = 0$  for some  $a$  then  $y(t) = a$  is a constant solution of the equation, since in this case  $\dot{y} = 0 = f(t)g(a)$ . For example,  $\dot{y} = y^2 - 1$  has constant solutions  $y(t) = 1$  and  $y(t) = -1$ .

To find the nonconstant solutions, we note that the function  $1/g(y)$  is continuous where  $g \neq 0$ , so  $1/g$  has an antiderivative  $G$ . Let  $F$  be an antiderivative of  $f$ . Now we write

$$G(y) = \int \frac{1}{g(y)} dy = \int f(t) dt = F(t) + C,$$

so  $G(y) = F(t) + C$ . Now we solve this equation for  $y$ .

Of course, there are a few places this ideal description could go wrong: we need to be able to find the antiderivatives  $G$  and  $F$ , and we need to solve the final equation for  $y$ . The upshot is that the solutions to the original differential equation are the constant solutions, if any, and all functions  $y$  that satisfy  $G(y) = F(t) + C$ .

### Example 9.9: Population Growth and Radioactive Decay

Analyze the differential equation  $\dot{y} = ky$ .

**Solution.** When  $k > 0$ , this describes certain simple cases of population growth: it says that the change in the population  $y$  is proportional to the population. The underlying assumption is that each organism in the current population reproduces at a fixed rate, so the larger the population the more new organisms are produced. While this is too simple to model most real populations, it is useful in some cases over a limited time. When  $k < 0$ , the differential equation describes a quantity that decreases in proportion to the current value; this can be used to model radioactive decay.


The constant solution is  $y(t) = 0$ ; of course this will not be the solution to any interesting initial value problem. For the non-constant solutions, we proceed much as before:

$$\begin{aligned} \int \frac{1}{y} dy &= \int k dt \\ \ln |y| &= kt + C \end{aligned}$$



## 9.1. FIRST ORDER DIFFERENTIAL EQUATIONS

$$\begin{aligned}|y| &= e^{kt}e^C \\ y &= \pm e^C e^{kt} \\ y &= Ae^{kt}.\end{aligned}$$

Again, if we allow  $A = 0$  this includes the constant solution, and we can simply say that  $y = Ae^{kt}$  is the general solution. With an initial value we can easily solve for  $A$  to get the solution of the initial value problem. In particular, if the initial value is given for time  $t = 0$ ,  $y(0) = y_0$ , then  $A = y_0$  and the solution is  $y = y_0e^{kt}$ . 

### Exercises for 9.1

---

**Exercise 9.1.1.** Which of the following equations are separable?

- $\dot{y} = \sin(ty)$
- $\dot{y} = e^t e^y$
- $y\dot{y} = t$
- $\dot{y} = (t^3 - t) \arcsin(y)$
- $\dot{y} = t^2 \ln y + 4t^3 \ln y$

**Exercise 9.1.2.** Solve  $\dot{y} = 1/(1 + t^2)$ .

**Exercise 9.1.3.** Solve the initial value problem  $\dot{y} = t^n$  with  $y(0) = 1$  and  $n \geq 0$ .

**Exercise 9.1.4.** Solve  $\dot{y} = \ln t$ .

**Exercise 9.1.5.** Identify the constant solutions (if any) of  $\dot{y} = t \sin y$ .

**Exercise 9.1.6.** Identify the constant solutions (if any) of  $\dot{y} = te^y$ .

**Exercise 9.1.7.** Solve  $\dot{y} = t/y$ .

**Exercise 9.1.8.** Solve  $\dot{y} = y^2 - 1$ .

**Exercise 9.1.9.** Solve  $\dot{y} = t/(y^3 - 5)$ . You may leave your solution in implicit form: that is, you may stop once you have done the integration, without solving for  $y$ .

**Exercise 9.1.10.** Find a non-constant solution of the initial value problem  $\dot{y} = y^{1/3}$ ,  $y(0) = 0$ , using separation of variables. Note that the constant function  $y(t) = 0$  also solves the initial value problem. This shows that an initial value problem can have more than one solution.

**Exercise 9.1.11.** Solve the equation for Newton's law of cooling leaving  $M$  and  $k$  unknown.

**Exercise 9.1.12.** After 10 minutes in Jean-Luc's room, his tea has cooled to  $40^\circ$  Celsius from  $100^\circ$  Celsius. The room temperature is  $25^\circ$  Celsius. How much longer will it take to cool to  $35^\circ$ ?

**Exercise 9.1.13.** Solve the logistic equation  $\dot{y} = ky(M - y)$ . (This is a somewhat more reasonable population model in most cases than the simpler  $\dot{y} = ky$ .) Sketch the graph of the solution to this equation when  $M = 1000$ ,  $k = 0.002$ ,  $y(0) = 1$ .

**Exercise 9.1.14.** Suppose that  $\dot{y} = ky$ ,  $y(0) = 2$ , and  $\dot{y}(0) = 3$ . What is  $y$ ?

**Exercise 9.1.15.** A radioactive substance obeys the equation  $\dot{y} = ky$  where  $k < 0$  and  $y$  is the mass of the substance at time  $t$ . Suppose that initially, the mass of the substance is  $y(0) = M > 0$ . At what time does half of the mass remain? (This is known as the half life. Note that the half life depends on  $k$  but not on  $M$ .)

**Exercise 9.1.16.** Bismuth-210 has a half life of five days. If there is initially 600 milligrams, how much is left after 6 days? When will there be only 2 milligrams left?

**Exercise 9.1.17.** The half life of carbon-14 is 5730 years. If one starts with 100 milligrams of carbon-14, how much is left after 6000 years? How long do we have to wait before there is less than 2 milligrams?

**Exercise 9.1.18.** A certain species of bacteria doubles its population (or its mass) every hour in the lab. The differential equation that models this phenomenon is  $\dot{y} = ky$ , where  $k > 0$  and  $y$  is the population of bacteria at time  $t$ . What is  $y$ ?

**Exercise 9.1.19.** If a certain microbe doubles its population every 4 hours and after 5 hours the total population has mass 500 grams, what was the initial mass?

## 9.2 First Order Homogeneous Linear Equations

A simple, but important and useful, type of separable equation is the **first order homogeneous linear equation**:

### Definition 9.10: First Order Homogeneous Linear Equation

A first order homogeneous linear differential equation is one of the form  $\dot{y} + p(t)y = 0$  or equivalently  $\dot{y} = -p(t)y$ .

“Linear” in this definition indicates that both  $\dot{y}$  and  $y$  occur to the first power; “homogeneous” refers to the zero on the right hand side of the first form of the equation.

### Example 9.11: Linear Examples

The equation  $\dot{y} = 2t(25 - y)$  can be written  $\dot{y} + 2ty = 50t$ . This is linear, but not homogeneous. The equation  $\dot{y} = ky$ , or  $\dot{y} - ky = 0$  is linear and homogeneous, with a

## 9.2. FIRST ORDER HOMOGENEOUS LINEAR EQUATIONS

particularly simple  $p(t) = -k$ .

Because first order homogeneous linear equations are separable, we can solve them in the usual way:

$$\begin{aligned} \dot{y} &= -p(t)y \\ \int \frac{1}{y} dy &= \int -p(t) dt \\ \ln |y| &= P(t) + C \\ y &= \pm e^{P(t)} \\ y &= Ae^{P(t)}, \end{aligned}$$

where  $P(t)$  is an anti-derivative of  $-p(t)$ . As in previous examples, if we allow  $A = 0$  we get the constant solution  $y = 0$ .

### Example 9.12: Solving an IVP

Solve the initial value problem

$$\dot{y} + y \cos t = 0,$$

subject to  $y(0) = 1/2$  and  $y(2) = 1/2$ .

**Solution.** We start with

$$P(t) = \int -\cos t dt = -\sin t,$$

so the general solution to the differential equation is

$$y = Ae^{-\sin t}.$$

To compute  $A$  we substitute:

$$\frac{1}{2} = Ae^{-\sin 0} = A,$$

so the solutions is

$$y = \frac{1}{2}e^{-\sin t}.$$

For the second problem,

$$\begin{aligned} \frac{1}{2} &= Ae^{-\sin 2} \\ A &= \frac{1}{2}e^{\sin 2} \end{aligned}$$

so the solution is

$$y = \frac{1}{2}e^{\sin 2}e^{-\sin t}.$$



**Example 9.13:**


Solve the initial value problem  $ty + 3y = 0$ ,  $y(1) = 2$ , assuming  $t > 0$ .

**Solution.** We write the equation in standard form:  $\dot{y} + 3y/t = 0$ . Then

$$P(t) = \int -\frac{3}{t} dt = -3 \ln t$$

and

$$y = Ae^{-3 \ln t} = At^{-3}.$$

Substituting to find  $A$ :  $2 = A(1)^{-3} = A$ , so the solution is  $y = 2t^{-3}$ . 

## Exercises for 9.2

---

Find the general solution of each equation in 1–4.

**Exercise 9.2.1.**  $\dot{y} + 5y = 0$

**Exercise 9.2.2.**  $\dot{y} - 2y = 0$

**Exercise 9.2.3.**  $\dot{y} + \frac{y}{1+t^2} = 0$

**Exercise 9.2.4.**  $\dot{y} + t^2y = 0$

In 5–14, solve the initial value problem.

**Exercise 9.2.5.**  $\dot{y} + y = 0$ ,  $y(0) = 4$

**Exercise 9.2.6.**  $\dot{y} - 3y = 0$ ,  $y(1) = -2$

**Exercise 9.2.7.**  $\dot{y} + y \sin t = 0$ ,  $y(\pi) = 1$

**Exercise 9.2.8.**  $\dot{y} + ye^t = 0$ ,  $y(0) = e$

**Exercise 9.2.9.**  $\dot{y} + y\sqrt{1+t^4} = 0$ ,  $y(0) = 0$

**Exercise 9.2.10.**  $\dot{y} + y \cos(e^t) = 0$ ,  $y(0) = 0$

**Exercise 9.2.11.**  $t\dot{y} - 2y = 0$ ,  $y(1) = 4$

**Exercise 9.2.12.**  $t^2\dot{y} + y = 0$ ,  $y(1) = -2$ ,  $t > 0$

**Exercise 9.2.13.**  $t^3\dot{y} = 2y$ ,  $y(1) = 1$ ,  $t > 0$

**Exercise 9.2.14.**  $t^3\dot{y} = 2y$ ,  $y(1) = 0$ ,  $t > 0$

**Exercise 9.2.15.** A function  $y(t)$  is a solution of  $\dot{y} + ky = 0$ . Suppose that  $y(0) = 100$  and  $y(2) = 4$ . Find  $k$  and find  $y(t)$ .

**Exercise 9.2.16.** A function  $y(t)$  is a solution of  $\dot{y} + t^k y = 0$ . Suppose that  $y(0) = 1$  and  $y(1) = e^{-13}$ . Find  $k$  and find  $y(t)$ .

**Exercise 9.2.17.** A bacterial culture grows at a rate proportional to its population. If the population is one million at  $t = 0$  and 1.5 million at  $t = 1$  hour, find the population as a function of time.

**Exercise 9.2.18.** A radioactive element decays with a half-life of 6 years. If a mass of the element weighs ten pounds at  $t = 0$ , find the amount of the element at time  $t$ .

## 9.3 First Order Linear Equations

As you might guess, a first order linear differential equation has the form  $\dot{y} + p(t)y = f(t)$ . Not only is this closely related in form to the first order homogeneous linear equation, we can use what we know about solving homogeneous equations to solve the general linear equation.

Suppose that  $y_1(t)$  and  $y_2(t)$  are solutions to  $\dot{y} + p(t)y = f(t)$ . Let  $g(t) = y_1 - y_2$ . Then

$$\begin{aligned} g'(t) + p(t)g(t) &= y_1' - y_2' + p(t)(y_1 - y_2) \\ &= (y_1' + p(t)y_1) - (y_2' + p(t)y_2) \\ &= f(t) - f(t) = 0. \end{aligned}$$

In other words,  $g(t) = y_1 - y_2$  is a solution to the homogeneous equation  $\dot{y} + p(t)y = 0$ . Turning this around, any solution to the linear equation  $\dot{y} + p(t)y = f(t)$ , call it  $y_1$ , can be written as  $y_2 + g(t)$ , for some particular  $y_2$  and some solution  $g(t)$  of the homogeneous equation  $\dot{y} + p(t)y = 0$ . Since we already know how to find all solutions of the homogeneous equation, finding just one solution to the equation  $\dot{y} + p(t)y = f(t)$  will give us all of them.

How might we find that one particular solution to  $\dot{y} + p(t)y = f(t)$ ? Again, it turns out that what we already know helps. We know that the general solution to the homogeneous equation  $\dot{y} + p(t)y = 0$  looks like  $Ae^{P(t)}$ . We now make an inspired guess: consider the function  $v(t)e^{P(t)}$ , in which we have replaced the constant parameter  $A$  with the function  $v(t)$ . This technique is called **variation of parameters**. For convenience write this as  $s(t) = v(t)h(t)$  where  $h(t) = e^{P(t)}$  is a solution to the homogeneous equation. Now let's compute a bit with  $s(t)$ :

$$\begin{aligned} s'(t) + p(t)s(t) &= v(t)h'(t) + v'(t)h(t) + p(t)v(t)h(t) \\ &= v(t)(h'(t) + p(t)h(t)) + v'(t)h(t) \\ &= v'(t)h(t). \end{aligned}$$

The last equality is true because  $h'(t) + p(t)h(t) = 0$ , since  $h(t)$  is a solution to the homogeneous equation. We are hoping to find a function  $s(t)$  so that  $s'(t) + p(t)s(t) = f(t)$ ; we will have such a function if we can arrange to have  $v'(t)h(t) = f(t)$ , that is,  $v'(t) = f(t)/h(t)$ . But this is as easy (or hard) as finding an anti-derivative of  $f(t)/h(t)$ . Putting this all together, the general solution to  $\dot{y} + p(t)y = f(t)$  is

$$v(t)h(t) + Ae^{P(t)} = v(t)e^{P(t)} + Ae^{P(t)}.$$

### Example 9.14: Solving an IVP

Find the solution of the initial value problem  $\dot{y} + 3y/t = t^2$ ,  $y(1) = 1/2$ .

**Solution.** First we find the general solution; since we are interested in a solution with a given condition at  $t = 1$ , we may assume  $t > 0$ . We start by solving the homogeneous equation as usual; call the solution  $g$ :

$$g = Ae^{-\int(3/t)dt} = Ae^{-3\ln t} = At^{-3}.$$

Then as in the discussion,  $h(t) = t^{-3}$  and  $v'(t) = t^2/t^{-3} = t^5$ , so  $v(t) = t^6/6$ . We know that every solution to the equation looks like

$$v(t)t^{-3} + At^{-3} = \frac{t^6}{6}t^{-3} + At^{-3} = \frac{t^3}{6} + At^{-3}.$$

Finally we substitute to find  $A$ :

$$\begin{aligned}\frac{1}{2} &= \frac{(1)^3}{6} + A(1)^{-3} = \frac{1}{6} + A \\ A &= \frac{1}{2} - \frac{1}{6} = \frac{1}{3}.\end{aligned}$$

The solution is then

$$y = \frac{t^3}{6} + \frac{1}{3}t^{-3}.$$



Here is an alternate method for finding a particular solution to the differential equation, using an **integrating factor**. In the differential equation  $\dot{y} + p(t)y = f(t)$ , we note that if we multiply through by a function  $I(t)$  to get  $I(t)\dot{y} + I(t)p(t)y = I(t)f(t)$ , the left hand side looks like it could be a derivative computed by the product rule:

$$\frac{d}{dt}(I(t)y) = I(t)\dot{y} + I'(t)y.$$

Now if we could choose  $I(t)$  so that  $I'(t) = I(t)p(t)$ , this would be exactly the left hand side of the differential equation. But this is just a first order homogeneous linear equation, and we know a solution is  $I(t) = e^{Q(t)}$ , where  $Q(t) = \int p dt$ ; note that  $Q(t) = -P(t)$ , where  $P(t)$  appears in the variation of parameters method and  $P'(t) = -p$ . Now the modified differential equation is

$$\begin{aligned}e^{-P(t)}\dot{y} + e^{-P(t)}p(t)y &= e^{-P(t)}f(t) \\ \frac{d}{dt}(e^{-P(t)}y) &= e^{-P(t)}f(t).\end{aligned}$$

Integrating both sides gives

$$\begin{aligned}e^{-P(t)}y &= \int e^{-P(t)}f(t) dt \\ y &= e^{P(t)} \int e^{-P(t)}f(t) dt.\end{aligned}$$

If you look carefully, you will see that this is exactly the same solution we found by variation of parameters, because  $e^{-P(t)}f(t) = f(t)/h(t)$ .

Some people find it easier to remember how to use the integrating factor method than variation of parameters. Since ultimately they require the same calculation, you should use whichever of the two you find easier to recall. Using this method, the solution of the previous example would look just a bit different: Starting with  $\dot{y} + 3y/t = t^2$ , we recall that the integrating factor is  $e^{\int 3/t} = e^{3 \ln t} = t^3$ . Then we multiply through by the integrating factor and solve:

$$\begin{aligned}t^3\dot{y} + t^3 3y/t &= t^3 t^2 \\ t^3\dot{y} + t^2 3y &= t^5\end{aligned}$$

$$\begin{aligned}\frac{d}{dt}(t^3y) &= t^5 \\ t^3y &= t^6/6 \\ y &= t^3/6.\end{aligned}$$

This is the same answer, of course, and the problem is then finished just as before.

## Exercises for 9.3

---

In problems 1–10, find the general solution of the equation.

**Exercise 9.3.1.**  $\dot{y} + 4y = 8$

**Exercise 9.3.2.**  $\dot{y} - 2y = 6$

**Exercise 9.3.3.**  $\dot{y} + ty = 5t$

**Exercise 9.3.4.**  $\dot{y} + e^ty = -2e^t$

**Exercise 9.3.5.**  $\dot{y} - y = t^2$

**Exercise 9.3.6.**  $2\dot{y} + y = t$

**Exercise 9.3.7.**  $t\dot{y} - 2y = 1/t, t > 0$

**Exercise 9.3.8.**  $t\dot{y} + y = \sqrt{t}, t > 0$

**Exercise 9.3.9.**  $\dot{y} \cos t + y \sin t = 1, -\pi/2 < t < \pi/2$

**Exercise 9.3.10.**  $\dot{y} + y \sec t = \tan t, -\pi/2 < t < \pi/2$

## 9.4 Approximation

---

We have seen how to solve a restricted collection of differential equations, or more accurately, how to attempt to solve them—we may not be able to find the required anti-derivatives. Not surprisingly, non-linear equations can be even more difficult to solve. Yet much is known about solutions to some more general equations.

Suppose  $\phi(t, y)$  is a function of two variables. A more general class of first order differential equations has the form  $\dot{y} = \phi(t, y)$ . This is not necessarily a linear first order equation, since  $\phi$  may depend on  $y$  in some complicated way; note however that  $\dot{y}$  appears in a very simple form. Under suitable conditions on the function  $\phi$ , it can be shown that every such differential equation has a solution, and moreover that for each initial condition the associated initial value problem has exactly one solution. In practical applications this is obviously a very desirable property.

**Example 9.15: First Order Non-linear**

The equation  $\dot{y} = t - y^2$  is a first order non-linear equation, because  $y$  appears to the second power. We will not be able to solve this equation.

**Example 9.16: Non-linear and Separable**

The equation  $\dot{y} = y^2$  is also non-linear, but it is separable and can be solved by separation of variables.

Not all differential equations that are important in practice can be solved exactly, so techniques have been developed to approximate solutions. We describe one such technique, **Euler's Method**, which is simple though not particularly useful compared to some more sophisticated techniques.

Suppose we wish to approximate a solution to the initial value problem  $\dot{y} = \phi(t, y)$ ,  $y(t_0) = y_0$ , for  $t \geq t_0$ . Under reasonable conditions on  $\phi$ , we know the solution exists, represented by a curve in the  $t$ - $y$  plane; call this solution  $f(t)$ . The point  $(t_0, y_0)$  is of course on this curve. We also know the slope of the curve at this point, namely  $\phi(t_0, y_0)$ . If we follow the tangent line for a brief distance, we arrive at a point that should be almost on the graph of  $f(t)$ , namely  $(t_0 + \Delta t, y_0 + \phi(t_0, y_0)\Delta t)$ ; call this point  $(t_1, y_1)$ . Now we pretend, in effect, that this point really is on the graph of  $f(t)$ , in which case we again know the slope of the curve through  $(t_1, y_1)$ , namely  $\phi(t_1, y_1)$ . So we can compute a new point,  $(t_2, y_2) = (t_1 + \Delta t, y_1 + \phi(t_1, y_1)\Delta t)$  that is a little farther along, still close to the graph of  $f(t)$  but probably not quite so close as  $(t_1, y_1)$ . We can continue in this way, doing a sequence of straightforward calculations, until we have an approximation  $(t_n, y_n)$  for whatever time  $t_n$  we need. At each step we do essentially the same calculation, namely

$$(t_{i+1}, y_{i+1}) = (t_i + \Delta t, y_i + \phi(t_i, y_i)\Delta t).$$

We expect that smaller time steps  $\Delta t$  will give better approximations, but of course it will require more work to compute to a specified time. It is possible to compute a guaranteed upper bound on how far off the approximation might be, that is, how far  $y_n$  is from  $f(t_n)$ . Suffice it to say that the bound is not particularly good and that there are other more complicated approximation techniques that do better.

**Example 9.17: Approximating a Solution**

Compute an approximation to the solution for  $\dot{y} = t - y^2$ ,  $y(0) = 0$ , when  $t = 1$ .

**Solution.** We will use  $\Delta t = 0.2$ , which is easy to do even by hand, though we should not expect the resulting approximation to be very good. We get

$$\begin{aligned} (t_1, y_1) &= (0 + 0.2, 0 + (0 - 0^2)0.2) = (0.2, 0) \\ (t_2, y_2) &= (0.2 + 0.2, 0 + (0.2 - 0^2)0.2) = (0.4, 0.04) \\ (t_3, y_3) &= (0.6, 0.04 + (0.4 - 0.04^2)0.2) = (0.6, 0.11968) \\ (t_4, y_4) &= (0.8, 0.11968 + (0.6 - 0.11968^2)0.2) = (0.8, 0.23681533952) \end{aligned}$$



#### 9.4. APPROXIMATION

$$(t_5, y_5) = (1.0, 0.23681533952 + (0.6 - 0.23681533952^2)0.2) = (1.0, 0.385599038513605)$$

So  $y(1) \approx 0.3856$ . As it turns out, this is not accurate to even one decimal place. Figure 9.1 shows these points connected by line segments (the lower curve) compared to a solution obtained by a much better approximation technique. Note that the shape is approximately correct even though the end points are quite far apart.

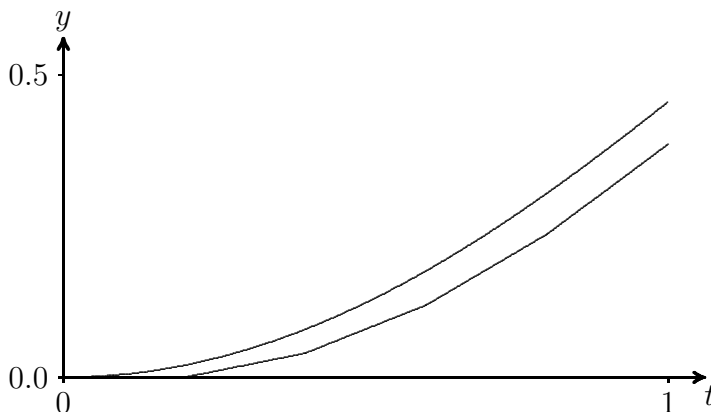


Figure 9.1: Approximating a solution to  $\dot{y} = t - y^2$ ,  $y(0) = 0$ .

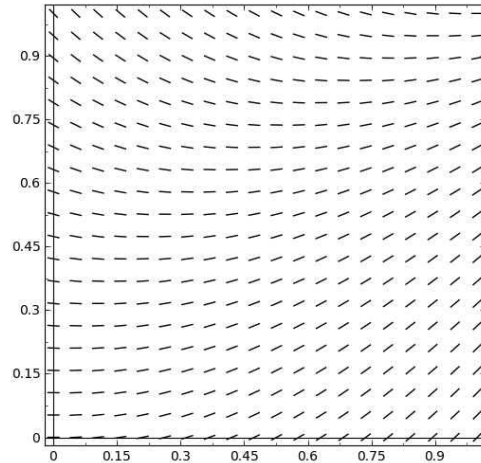
If you need to do Euler's method by hand, it is useful to construct a table to keep track of the work, as shown in figure 9.2. Each row holds the computation for a single step: the starting point  $(t_i, y_i)$ ; the stepsize  $\Delta t$ ; the computed slope  $\phi(t_i, y_i)$ ; the change in  $y$ ,  $\Delta y = \phi(t_i, y_i)\Delta t$ ; and the new point,  $(t_{i+1}, y_{i+1}) = (t_i + \Delta t, y_i + \Delta y)$ . The starting point in each row is the newly computed point from the end of the previous row.

$(t, y)$	$\Delta t$	$\phi(t, y)$	$\Delta y = \phi(t, y)\Delta t$	$(t + \Delta t, y + \Delta y)$
(0, 0)	0.2	0	0	(0.2, 0)
(0.2, 0)	0.2	0.2	0.04	(0.4, 0.04)
(0.4, 0.04)	0.2	0.3984	0.07968	(0.6, 0.11968)
(0.6, 0.11968)	0.2	0.58 ...	0.117 ...	(0.8, 0.236 ...)
(0.8, 0.236 ...)	0.2	0.743 ...	0.148 ...	(1.0, 0.385 ...)

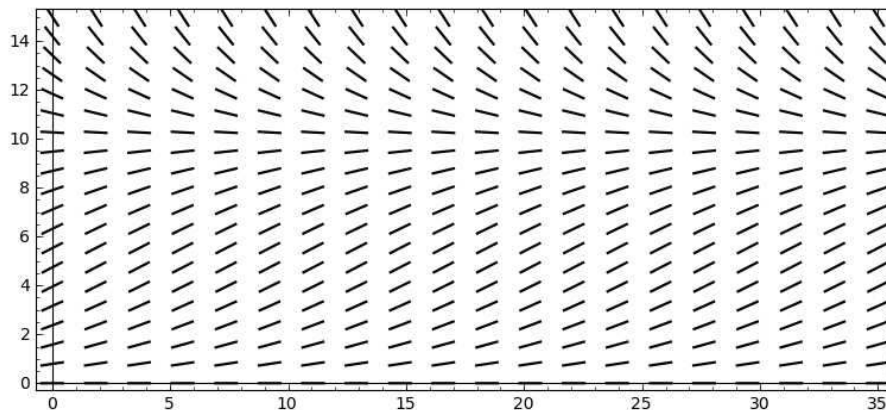
Figure 9.2: Computing with Euler's Method.



Euler's method is related to another technique that can help in understanding a differential equation in a qualitative way. Euler's method is based on the ability to compute the slope of a solution curve at any point in the plane, simply by computing  $\phi(t, y)$ . If we compute  $\phi(t, y)$  at many points, say in a grid, and plot a small line segment with that slope at the point, we can get an idea of how solution curves must look. Such a plot is called a **slope field**. A slope field for  $\phi = t - y^2$  is shown in figure 9.3; compare this to figure 9.1. With a little practice, one can sketch reasonably accurate solution curves based on the slope field, in essence doing Euler's method visually.

Figure 9.3: A slope field for  $\dot{y} = t - y^2$ .

Even when a differential equation can be solved explicitly, the slope field can help in understanding what the solutions look like with various initial conditions. Recall the logistic equation  $\dot{y} = ky(M - y)$ :  $y$  is a population at time  $t$ ,  $M$  is a measure of how large a population the environment can support, and  $k$  measures the reproduction rate of the population. Figure 9.4 shows a slope field for this equation that is quite informative. It is apparent that if the initial population is smaller than  $M$  it rises to  $M$  over the long term, while if the initial population is greater than  $M$  it decreases to  $M$ .

Figure 9.4: A slope field for  $\dot{y} = 0.2y(10 - y)$ .

## Exercises for 9.4

In problems 1–4, compute the Euler approximations for the initial value problem for  $0 \leq t \leq 1$  and  $\Delta t = 0.2$ . If you have access to Sage, generate the slope field first and attempt to sketch the solution curve. Then use Sage to compute better approximations with smaller values of  $\Delta t$ .

**Exercise 9.4.1.**  $\dot{y} = t/y$ ,  $y(0) = 1$

## 9.5. SECOND ORDER HOMOGENEOUS EQUATIONS

**Exercise 9.4.2.**  $\dot{y} = t + y^3$ ,  $y(0) = 1$

**Exercise 9.4.3.**  $\dot{y} = \cos(t + y)$ ,  $y(0) = 1$

**Exercise 9.4.4.**  $\dot{y} = t \ln y$ ,  $y(0) = 2$

# 9.5 Second Order Homogeneous Equations

A second order differential equation is one containing the second derivative  $\ddot{y}$ . These are in general quite complicated, but one fairly simple type is useful: the second order linear equation with constant coefficients.

### Example 9.18: Second Order Homogeneous Equation

Analyze the initial value problem  $\ddot{y} - \dot{y} - 2y = 0$ ,  $y(0) = 5$ ,  $\dot{y}(0) = 0$ .

**Solution.** We make an inspired guess: might there be a solution of the form  $e^{rt}$ ? This seems at least plausible, since in this case  $\ddot{y}$ ,  $\dot{y}$ , and  $y$  all involve  $e^{rt}$ .

If such a function is a solution then

$$\begin{aligned}r^2 e^{rt} - r e^{rt} - 2e^{rt} &= 0 \\e^{rt}(r^2 - r - 2) &= 0 \\(r^2 - r - 2) &= 0 \\(r - 2)(r + 1) &= 0,\end{aligned}$$

so  $r$  is 2 or  $-1$ . Not only are  $f = e^{2t}$  and  $g = e^{-t}$  solutions, but notice that  $y = Af + Bg$  is also, for any constants  $A$  and  $B$ :


$$\begin{aligned}(Af + Bg)'' - (Af + Bg)' - 2(Af + Bg) &= Af'' + Bg'' - Af' - Bg' - 2Af - 2Bg \\&= A(f'' - f' - 2f) + B(g'' - g' - 2g) \\&= A(0) + B(0) = 0.\end{aligned}$$

Can we find  $A$  and  $B$  so that this is a solution to the initial value problem? Let's substitute:

$$5 = y(0) = Af(0) + Bg(0) = Ae^0 + Be^0 = A + B$$

and

$$0 = \dot{y}(0) = Af'(0) + Bg'(0) = A2e^0 + B(-1)e^0 = 2A - B.$$

So we need to find  $A$  and  $B$  that make both  $5 = A + B$  and  $0 = 2A - B$  true. This is a simple set of simultaneous equations: solve  $B = 2A$ , substitute to get  $5 = A + 2A = 3A$ . Then  $A = 5/3$  and  $B = 10/3$ , and the desired solution is  $(5/3)e^{2t} + (10/3)e^{-t}$ . You now see why the initial condition in this case included both  $y(0)$  and  $\dot{y}(0)$ : we needed two equations in the two unknowns  $A$  and  $B$  

You should of course wonder whether there might be other solutions; the answer is no. We will not prove this, but here is the theorem that tells us what we need to know:

**Theorem 9.19: Solutions to Second Order Homogeneous**

Given the differential equation  $ay'' + by' + cy = 0$ ,  $a \neq 0$ , consider the quadratic polynomial  $ax^2 + bx + c$ , called the **characteristic polynomial**. Using the quadratic formula, this polynomial always has one or two roots, call them  $r$  and  $s$ . The general solution of the differential equation is:

- (a)  $y = Ae^{rt} + Be^{st}$ , if the roots  $r$  and  $s$  are real numbers and  $r \neq s$ .
- (b)  $y = Ae^{rt} + Bte^{rt}$ , if  $r = s$  is real.
- (c)  $y = A \cos(\beta t)e^{\alpha t} + B \sin(\beta t)e^{\alpha t}$ , if the roots  $r$  and  $s$  are complex numbers  $\alpha + \beta i$  and  $\alpha - \beta i$ .

**Example 9.20: Damped Spring Oscillation**

Use a differential equation to describe the position of a mass hung on a spring.

**Solution.** Suppose a mass  $m$  is hung on a spring with spring constant  $k$ . If the spring is compressed or stretched and then released, the mass will oscillate up and down. Because of friction, the oscillation will be damped: eventually the motion will cease. The damping will depend on the amount of friction; for example, if the system is suspended in oil the motion will cease sooner than if the system is in air. Using some simple physics, it is not hard to see that the position of the mass is described by this differential equation:  $m\ddot{y} + b\dot{y} + ky = 0$ . Using  $m = 1$ ,  $b = 4$ , and  $k = 5$  we find the motion of the mass. The characteristic polynomial is  $x^2 + 4x + 5$  with roots  $(-4 \pm \sqrt{16 - 20})/2 = -2 \pm i$ . Thus the general solution is  $y = A \cos(t)e^{-2t} + B \sin(t)e^{-2t}$ . Suppose we know that  $y(0) = 1$  and  $\dot{y}(0) = 2$ . Then as before we form two simultaneous equations: from  $y(0) = 1$  we get  $1 = A \cos(0)e^0 + B \sin(0)e^0 = A$ . For the second we compute

$$\dot{y} = -2Ae^{-2t} \cos(t) + Ae^{-2t}(-\sin(t)) - 2Be^{-2t} \sin(t) + Be^{-2t} \cos(t),$$

and then

$$2 = -2Ae^0 \cos(0) - Ae^0 \sin(0) - 2Be^0 \sin(0) + Be^0 \cos(0) = -2A + B.$$

So we get  $A = 1$ ,  $B = 4$ , and  $y = \cos(t)e^{-2t} + 4 \sin(t)e^{-2t}$ .


Here is a useful trick that makes this easier to understand: We have  $y = (\cos t + 4 \sin t)e^{-2t}$ . The expression  $\cos t + 4 \sin t$  is a bit reminiscent of the trigonometric formula  $\cos(\alpha - \beta) = \cos(\alpha) \cos(\beta) + \sin(\alpha) \sin(\beta)$  with  $\alpha = t$ . Let's rewrite it a bit as

$$\sqrt{17} \left( \frac{1}{\sqrt{17}} \cos t + \frac{4}{\sqrt{17}} \sin t \right).$$

Note that  $(1/\sqrt{17})^2 + (4/\sqrt{17})^2 = 1$ , which means that there is an angle  $\beta$  with  $\cos \beta = 1/\sqrt{17}$  and  $\sin \beta = 4/\sqrt{17}$  (of course,  $\beta$  may not be a "nice" angle). Then

$$\cos t + 4 \sin t = \sqrt{17} (\cos t \cos \beta + \sin \beta \sin t) = \sqrt{17} \cos(t - \beta).$$


## 9.5. SECOND ORDER HOMOGENEOUS EQUATIONS

Thus, the solution may also be written  $y = \sqrt{17}e^{-2t} \cos(t - \beta)$ . This is a cosine curve that has been shifted  $\beta$  to the right; the  $\sqrt{17}e^{-2t}$  has the effect of diminishing the amplitude of the cosine as  $t$  increases. 

Other physical systems that oscillate can also be described by such differential equations. Some electric circuits, for example, generate oscillating current.

### Example 9.21:

Find the solution to the initial value problem  $\ddot{y} - 4\dot{y} + 4y = 0$ ,  $y(0) = -3$ ,  $\dot{y}(0) = 1$ .

**Solution.** The characteristic polynomial is  $x^2 - 4x + 4 = (x - 2)^2$ , so there is one root,  $r = 2$ , and the general solution is  $Ae^{2t} + Bte^{2t}$ . Substituting  $t = 0$  we get  $-3 = A + 0 = A$ . The first derivative is  $2Ae^{2t} + 2Bte^{2t} + Be^{2t}$ ; substituting  $t = 0$  gives  $1 = 2A + 0 + B = 2A + B = 2(-3) + B = -6 + B$ , so  $B = 7$ . The solution is  $-3e^{2t} + 7te^{2t}$ . 

## Exercises for 9.5

---

**Exercise 9.5.1.** Solve the initial value problem  $\ddot{y} - \omega^2 y = 0$ ,  $y(0) = 1$ ,  $\dot{y}(0) = 1$ , assuming  $\omega \neq 0$ .

**Exercise 9.5.2.** Solve the initial value problem  $2\ddot{y} + 18y = 0$ ,  $y(0) = 2$ ,  $\dot{y}(0) = 15$ .

**Exercise 9.5.3.** Solve the initial value problem  $\ddot{y} + 6\dot{y} + 5y = 0$ ,  $y(0) = 1$ ,  $\dot{y}(0) = 0$ .

**Exercise 9.5.4.** Solve the initial value problem  $\ddot{y} - \dot{y} - 12y = 0$ ,  $y(0) = 0$ ,  $\dot{y}(0) = 14$ .

**Exercise 9.5.5.** Solve the initial value problem  $\ddot{y} + 12\dot{y} + 36y = 0$ ,  $y(0) = 5$ ,  $\dot{y}(0) = -10$ .

**Exercise 9.5.6.** Solve the initial value problem  $\ddot{y} - 8\dot{y} + 16y = 0$ ,  $y(0) = -3$ ,  $\dot{y}(0) = 4$ .

**Exercise 9.5.7.** Solve the initial value problem  $\ddot{y} + 5y = 0$ ,  $y(0) = -2$ ,  $\dot{y}(0) = 5$ .

**Exercise 9.5.8.** Solve the initial value problem  $\ddot{y} + y = 0$ ,  $y(\pi/4) = 0$ ,  $\dot{y}(\pi/4) = 2$ .

**Exercise 9.5.9.** Solve the initial value problem  $\ddot{y} + 12\dot{y} + 37y = 0$ ,  $y(0) = 4$ ,  $\dot{y}(0) = 0$ .

**Exercise 9.5.10.** Solve the initial value problem  $\ddot{y} + 6\dot{y} + 18y = 0$ ,  $y(0) = 0$ ,  $\dot{y}(0) = 6$ .

**Exercise 9.5.11.** Solve the initial value problem  $\ddot{y} + 4y = 0$ ,  $y(0) = \sqrt{3}$ ,  $\dot{y}(0) = 2$ .

**Exercise 9.5.12.** Solve the initial value problem  $\ddot{y} + 100y = 0$ ,  $y(0) = 5$ ,  $\dot{y}(0) = 50$ .

**Exercise 9.5.13.** Solve the initial value problem  $\ddot{y} + 4\dot{y} + 13y = 0$ ,  $y(0) = 1$ ,  $\dot{y}(0) = 1$ .

**Exercise 9.5.14.** Solve the initial value problem  $\ddot{y} - 8\dot{y} + 25y = 0$ ,  $y(0) = 3$ ,  $\dot{y}(0) = 0$ .

**Exercise 9.5.15.** A mass-spring system  $m\ddot{y} + b\dot{y} + ky$  has  $k = 29$ ,  $b = 4$ , and  $m = 1$ . At time  $t = 0$  the position is  $y(0) = 2$  and the velocity is  $\dot{y}(0) = 1$ . Find  $y(t)$ .

**Exercise 9.5.16.** A mass-spring system  $m\ddot{y} + b\dot{y} + ky$  has  $k = 24$ ,  $b = 12$ , and  $m = 3$ . At time  $t = 0$  the position is  $y(0) = 0$  and the velocity is  $\dot{y}(0) = -1$ . Find  $y(t)$ .

**Exercise 9.5.17.** Consider the differential equation  $a\ddot{y} + b\dot{y} = 0$ , with  $a$  and  $b$  both non-zero. Find the general solution by the method of this section. Now let  $g = \dot{y}$ ; the equation may be written as  $ag' + bg = 0$ , a first order linear homogeneous equation. Solve this for  $g$ , then use the relationship  $g = \dot{y}$  to find  $y$ .

**Exercise 9.5.18.** Suppose that  $y(t)$  is a solution to  $a\ddot{y} + b\dot{y} + cy = 0$ ,  $y(t_0) = 0$ ,  $\dot{y}(t_0) = 0$ . Show that  $y(t) = 0$ .

## 9.6 Second Order Linear Equations - Method of Undetermined Coefficients

Now we consider second order equations of the form  $a\ddot{y} + b\dot{y} + cy = f(t)$ , with  $a$ ,  $b$ , and  $c$  constant. Of course, if  $a = 0$  this is really a first order equation, so we assume  $a \neq 0$ . Also, if  $c = 0$  we can solve the related first order equation  $ah' + bh = f(t)$ , and then solve  $h = \dot{y}$  for  $y$ . So we will only examine examples in which  $c \neq 0$ .

Suppose that  $y_1(t)$  and  $y_2(t)$  are solutions to  $a\ddot{y} + b\dot{y} + cy = f(t)$ , and consider the function  $h = y_1 - y_2$ . We substitute this function into the left hand side of the differential equation and simplify:

$$a(y_1 - y_2)'' + b(y_1 - y_2)' + c(y_1 - y_2) = ay_1'' + by_1' + cy_1 - (ay_2'' + by_2' + cy_2) = f(t) - f(t) = 0.$$

So  $h$  is a solution to the homogeneous equation  $a\ddot{y} + b\dot{y} + cy = 0$ . Since we know how to find all such  $h$ , then with just one particular solution  $y_2$  we can express all possible solutions  $y_1$ , namely,  $y_1 = h + y_2$ , where now  $h$  is the general solution to the homogeneous equation. Of course, this is exactly how we approached the first order linear equation.

To make use of this observation we need a method to find a single solution  $y_2$ . This turns out to be somewhat more difficult than the first order case, but if  $f(t)$  is of a certain simple form, we can find a solution using the **method of undetermined coefficients**, sometimes more whimsically called the **method of judicious guessing**.

### Example 9.22: Second Order Linear Equation

Solve the differential equation  $\ddot{y} - \dot{y} - 6y = 18t^2 + 5$ .

**Solution.** The general solution of the homogeneous equation is  $Ae^{3t} + Be^{-2t}$ . We guess that a solution to the non-homogeneous equation might look like  $f(t)$  itself, namely, a quadratic  $y = at^2 + bt + c$ . Substituting this guess into the differential equation we get

$$\ddot{y} - \dot{y} - 6y = 2a - (2at + b) - 6(at^2 + bt + c) = -6at^2 + (-2a - 6b)t + (2a - b - 6c).$$

We want this to equal  $18t^2 + 5$ , so we need

$$-6a = 18$$

9.6. SECOND ORDER LINEAR EQUATIONS - METHOD OF UNDETERMINED COEFFICIENTS

$$\begin{aligned} -2a - 6b &= 0 \\ 2a - b - 6c &= 5 \end{aligned}$$

This is a system of three equations in three unknowns and is not hard to solve:  $a = -3$ ,  $b = 1$ ,  $c = -2$ . Thus the general solution to the differential equation is  $Ae^{3t} + Be^{-2t} - 3t^2 + t - 2$ .



So the “judicious guess” is a function with the same form as  $f(t)$  but with undetermined (or better, yet to be determined) coefficients. This works whenever  $f(t)$  is a polynomial.

**Example 9.23: Mass-Spring System with No Damping**

Analyze the initial value problem  $m\ddot{y} + ky = -mg$ ,  $y(0) = 2$ ,  $\dot{y}(0) = 50$ .

**Solution.** The left hand side represents a mass-spring system with no damping, i.e.,  $b = 0$ . Unlike the homogeneous case, we now consider the force due to gravity,  $-mg$ , assuming the spring is vertical at the surface of the earth, so that  $g = 980$ . To be specific, let us take  $m = 1$  and  $k = 100$ . The general solution to the homogeneous equation is  $A \cos(10t) + B \sin(10t)$ . For the solution to the non-homogeneous equation we guess simply a constant  $y = a$ , since  $-mg = -980$  is a constant. Then  $\ddot{y} + 100y = 100a$  so  $a = -980/100 = -9.8$ . The desired general solution is then  $A \cos(10t) + B \sin(10t) - 9.8$ . Substituting the initial conditions we get

$$\begin{aligned} 2 &= A - 9.8 \\ 50 &= 10B \end{aligned}$$

so  $A = 11.8$  and  $B = 5$  and the solution is  $11.8 \cos(10t) + 5 \sin(10t) - 9.8$ .



More generally, this method can be used when a function similar to  $f(t)$  has derivatives that are also similar to  $f(t)$ ; in the examples so far, since  $f(t)$  was a polynomial, so were its derivatives. The method will work if  $f(t)$  has the form  $p(t)e^{\alpha t} \cos(\beta t) + q(t)e^{\alpha t} \sin(\beta t)$ , where  $p(t)$  and  $q(t)$  are polynomials; when  $\alpha = \beta = 0$  this is simply  $p(t)$ , a polynomial. In the most general form it is not simple to describe the appropriate judicious guess; we content ourselves with some examples to illustrate the process.

**Example 9.24: Solving a Second Order Linear Equation**

Find the general solution to  $\ddot{y} + 7\dot{y} + 10y = e^{3t}$ .

**Solution.** The characteristic equation is  $r^2 + 7r + 10 = (r + 5)(r + 2)$ , so the solution to the homogeneous equation is  $Ae^{-5t} + Be^{-2t}$ . For a particular solution to the inhomogeneous equation we guess  $Ce^{3t}$ . Substituting we get

$$9Ce^{3t} + 21Ce^{3t} + 10Ce^{3t} = e^{3t}40C.$$

When  $C = 1/40$  this is equal to  $f(t) = e^{3t}$ , so the solution is  $Ae^{-5t} + Be^{-2t} + (1/40)e^{3t}$ .





**Example 9.25: Solving a Second Order Linear Equation**

Find the general solution to  $\ddot{y} + 7\dot{y} + 10y = e^{-2t}$ .

**Solution.** Following the last example we might guess  $Ce^{-2t}$ , but since this is a solution to the homogeneous equation it cannot work. Instead we guess  $Cte^{-2t}$ . Then

$$(-2Ce^{-2t} - 2Ce^{-2t} + 4Cte^{-2t}) + 7(Ce^{-2t} - 2Cte^{-2t}) + 10Cte^{-2t} = e^{-2t}(-3C).$$

Then  $C = -1/3$  and the solution is  $Ae^{-5t} + Be^{-2t} - (1/3)te^{-2t}$ . 


In general, if  $f(t) = e^{kt}$  and  $k$  is one of the roots of the characteristic equation, then we guess  $Cte^{kt}$  instead of  $Ce^{kt}$ . If  $k$  is the only root of the characteristic equation, then  $Cte^{kt}$  will not work, and we must guess  $Ct^2e^{kt}$ .

**Example 9.26: Solving a Second Order Linear Equation**

Find the general solution to  $\ddot{y} - 6\dot{y} + 9y = e^{3t}$ .

**Solution.** The characteristic equation is  $r^2 - 6r + 9 = (r - 3)^2$ , so the general solution to the homogeneous equation is  $Ae^{3t} + Bte^{3t}$ . Guessing  $Ct^2e^{3t}$  for the particular solution, we get

$$(9Ct^2e^{3t} + 6Cte^{3t} + 6Cte^{3t} + 2Ce^{3t}) - 6(3Ct^2e^{3t} + 2Cte^{3t}) + 9Ct^2e^{3t} = e^{3t}2C.$$

The solution is thus  $Ae^{3t} + Bte^{3t} + (1/2)t^2e^{3t}$ . 

It is common in various physical systems to encounter an  $f(t)$  of the form  $a \cos(\omega t) + b \sin(\omega t)$ .

**Example 9.27: Solving a Second Order Linear Equation**

Find the general solution to  $\ddot{y} + 6\dot{y} + 25y = \cos(4t)$ .

**Solution.** The roots of the characteristic equation are  $-3 \pm 4i$ , so the solution to the homogeneous equation is  $e^{-3t}(A \cos(4t) + B \sin(4t))$ . For a particular solution, we guess  $C \cos(4t) + D \sin(4t)$ . Substituting as usual:

$$\begin{aligned} (-16C \cos(4t) + -16D \sin(4t)) + 6(-4C \sin(4t) + 4D \cos(4t)) + 25(C \cos(4t) + D \sin(4t)) \\ = (24D + 9C) \cos(4t) + (-24C + 9D) \sin(4t). \end{aligned}$$

To make this equal to  $\cos(4t)$  we need

$$\begin{aligned} 24D + 9C &= 1 \\ 9D - 24C &= 0 \end{aligned}$$

which gives  $C = 1/73$  and  $D = 8/219$ . The full solution is then  $e^{-3t}(A \cos(4t) + B \sin(4t)) + (1/73) \cos(4t) + (8/219) \sin(4t)$ .



## 9.6. SECOND ORDER LINEAR EQUATIONS - METHOD OF UNDETERMINED COEFFICIENTS

The function  $e^{-3t}(A \cos(4t) + B \sin(4t))$  is a damped oscillation as in example 9.23, while  $(1/73) \cos(4t) + (8/219) \sin(4t)$  is a simple undamped oscillation. As  $t$  increases, the sum  $e^{-3t}(A \cos(4t) + B \sin(4t))$  approaches zero, so the solution

$$e^{-3t}(A \cos(4t) + B \sin(4t)) + (1/73) \cos(4t) + (8/219) \sin(4t)$$

becomes more and more like the simple oscillation  $(1/73) \cos(4t) + (8/219) \sin(4t)$ —notice that the initial conditions don't matter to this long term behavior. The damped portion is called the **transient** part of the solution, and the simple oscillation is called the **steady state** part of the solution. A physical example is a mass-spring system. If the only force on the mass is due to the spring, then the behavior of the system is a damped oscillation. If in addition an external force is applied to the mass, and if the force varies according to a function of the form  $a \cos(\omega t) + b \sin(\omega t)$ , then the long term behavior will be a simple oscillation determined by the steady state part of the general solution; the initial position of the mass will not matter. ♣

As with the exponential form, such a simple guess may not work.

### Example 9.28: Solving a Second Order Linear Equation

Find the general solution to  $\ddot{y} + 16y = -\sin(4t)$ .

**Solution.** The roots of the characteristic equation are  $\pm 4i$ , so the solution to the homogeneous equation is  $A \cos(4t) + B \sin(4t)$ . Since both  $\cos(4t)$  and  $\sin(4t)$  are solutions to the homogeneous equation,  $C \cos(4t) + D \sin(4t)$  is also, so it cannot be a solution to the non-homogeneous equation. Instead, we guess  $Ct \cos(4t) + Dt \sin(4t)$ . Then substituting:

$$\begin{aligned} &(-16Ct \cos(4t) - 16D \sin(4t) + 8D \cos(4t) - 8C \sin(4t)) + 16(Ct \cos(4t) + Dt \sin(4t)) \\ &= 8D \cos(4t) - 8C \sin(4t). \end{aligned}$$

Thus  $C = 1/8$ ,  $D = 0$ , and the solution is  $C \cos(4t) + D \sin(4t) + (1/8)t \cos(4t)$ . ♣

In general, if  $f(t) = a \cos(\omega t) + b \sin(\omega t)$ , and  $\pm \omega i$  are the roots of the characteristic equation, then instead of  $C \cos(\omega t) + D \sin(\omega t)$  we guess  $Ct \cos(\omega t) + Dt \sin(\omega t)$ .

## Exercises for 9.6

---

Find the general solution to the differential equation.

**Exercise 9.6.1.**  $\ddot{y} - 10\dot{y} + 25y = \cos t$

**Exercise 9.6.2.**  $\ddot{y} + 2\sqrt{2}\dot{y} + 2y = 10$

**Exercise 9.6.3.**  $\ddot{y} + 16y = 8t^2 + 3t - 4$

**Exercise 9.6.4.**  $\ddot{y} + 2y = \cos(5t) + \sin(5t)$

**Exercise 9.6.5.**  $\ddot{y} - 2\dot{y} + 2y = e^{2t}$

**Exercise 9.6.6.**  $\ddot{y} - 6y + 13 = 1 + 2t + e^{-t}$

**Exercise 9.6.7.**  $\ddot{y} + \dot{y} - 6y = e^{-3t}$

**Exercise 9.6.8.**  $\ddot{y} - 4\dot{y} + 3y = e^{3t}$

**Exercise 9.6.9.**  $\ddot{y} + 16y = \cos(4t)$

**Exercise 9.6.10.**  $\ddot{y} + 9y = 3 \sin(3t)$

**Exercise 9.6.11.**  $\ddot{y} + 12\dot{y} + 36y = 6e^{-6t}$

**Exercise 9.6.12.**  $\ddot{y} - 8\dot{y} + 16y = -2e^{4t}$

**Exercise 9.6.13.**  $\ddot{y} + 6\dot{y} + 5y = 4$

**Exercise 9.6.14.**  $\ddot{y} - \dot{y} - 12y = t$

**Exercise 9.6.15.**  $\ddot{y} + 5y = 8 \sin(2t)$

**Exercise 9.6.16.**  $\ddot{y} - 4y = 4e^{2t}$

Solve the initial value problem.

**Exercise 9.6.17.**  $\ddot{y} - y = 3t + 5, y(0) = 0, \dot{y}(0) = 0$

**Exercise 9.6.18.**  $\ddot{y} + 9y = 4t, y(0) = 0, \dot{y}(0) = 0$

**Exercise 9.6.19.**  $\ddot{y} + 12\dot{y} + 37y = 10e^{-4t}, y(0) = 4, \dot{y}(0) = 0$

**Exercise 9.6.20.**  $\ddot{y} + 6\dot{y} + 18y = \cos t - \sin t, y(0) = 0, \dot{y}(0) = 2$

**Exercise 9.6.21.** Find the solution for the mass-spring equation  $\ddot{y} + 4\dot{y} + 29y = 689 \cos(2t)$ .

**Exercise 9.6.22.** Find the solution for the mass-spring equation  $3\ddot{y} + 12\dot{y} + 24y = 2 \sin t$ .

**Exercise 9.6.23.** Consider the differential equation  $m\ddot{y} + b\dot{y} + ky = \cos(\omega t)$ , with  $m, b$ , and  $k$  all positive and  $b^2 < 2mk$ ; this equation is a model for a damped mass-spring system with external driving force  $\cos(\omega t)$ . Show that the steady state part of the solution has amplitude

$$\frac{1}{\sqrt{(k - m\omega^2)^2 + \omega^2 b^2}}.$$

Show that this amplitude is largest when  $\omega = \frac{\sqrt{4mk - 2b^2}}{2m}$ . This is the **resonant frequency** of the system.

## 9.7 Second Order Linear Equations - Variation of Parameters

The method of the last section works only when the function  $f(t)$  in  $ay'' + by' + cy = f(t)$  has a particularly nice form, namely, when the derivatives of  $f$  look much like  $f$  itself. In other cases we can try variation of parameters as we did in the first order case.

Since as before  $a \neq 0$ , we can always divide by  $a$  to make the coefficient of  $y''$  equal to 1. Thus, to simplify the discussion, we assume  $a = 1$ . We know that the differential equation  $y'' + by' + cy = 0$  has a general solution  $Ay_1 + By_2$ . As before, we guess a particular solution to  $y'' + by' + cy = f(t)$ ; this time we use the guess  $y = u(t)y_1 + v(t)y_2$ . Compute the derivatives:

$$\begin{aligned} y' &= uy_1' + uy_1 + vy_2' + vy_2 \\ y'' &= \ddot{u}y_1 + \dot{u}y_1' + \dot{u}y_1 + u\ddot{y}_1 + \ddot{v}y_2 + \dot{v}y_2' + \dot{v}y_2 + v\ddot{y}_2. \end{aligned}$$

Now substituting:

$$\begin{aligned} y'' + by' + cy &= \ddot{u}y_1 + \dot{u}y_1' + \dot{u}y_1 + u\ddot{y}_1 + \ddot{v}y_2 + \dot{v}y_2' + \dot{v}y_2 + v\ddot{y}_2 \\ &\quad + b\dot{u}y_1 + bu\dot{y}_1' + b\dot{v}y_2 + bv\dot{y}_2' + cu y_1 + cvy_2 \\ &= (u\ddot{y}_1 + bu\dot{y}_1' + cu y_1) + (v\ddot{y}_2 + bv\dot{y}_2' + cvy_2) \\ &\quad + b(\dot{u}y_1 + \dot{v}y_2) + (\ddot{u}y_1 + \dot{u}y_1' + \ddot{v}y_2 + \dot{v}y_2') + (\dot{u}y_1 + \dot{v}y_2) \\ &= 0 + 0 + b(\dot{u}y_1 + \dot{v}y_2) + (\ddot{u}y_1 + \dot{u}y_1' + \ddot{v}y_2 + \dot{v}y_2') + (\dot{u}y_1 + \dot{v}y_2). \end{aligned}$$

The first two terms in parentheses are zero because  $y_1$  and  $y_2$  are solutions to the associated homogeneous equation. Now we engage in some wishful thinking. If  $\dot{u}y_1 + \dot{v}y_2 = 0$  then also  $\ddot{u}y_1 + \dot{u}y_1' + \ddot{v}y_2 + \dot{v}y_2' = 0$ , by taking derivatives of both sides. This reduces the entire expression to  $\dot{u}y_1 + \dot{v}y_2$ . We want this to be  $f(t)$ , that is, we need  $\dot{u}y_1 + \dot{v}y_2 = f(t)$ . So we would very much like these equations to be true:

$$\begin{aligned} \dot{u}y_1 + \dot{v}y_2 &= 0 \\ \dot{u}y_1' + \dot{v}y_2' &= f(t). \end{aligned}$$

This is a system of two equations in the two unknowns  $\dot{u}$  and  $\dot{v}$ , so we can solve as usual to get  $\dot{u} = g(t)$  and  $\dot{v} = h(t)$ . Then we can find  $u$  and  $v$  by computing antiderivatives. This is of course the sticking point in the whole plan, since the antiderivatives may be impossible to find. Nevertheless, this sometimes works out and is worth a try.

### Example 9.29: Variation of Parameters

Consider the equation  $y'' - 5y' + 6y = \sin t$ . Solve this by using variation of parameters.

**Solution.** The solution to the homogeneous equation is  $Ae^{2t} + Be^{3t}$ , so the simultaneous equations to be solved are

$$\begin{aligned} \dot{u}e^{2t} + \dot{v}e^{3t} &= 0 \\ 2\dot{u}e^{2t} + 3\dot{v}e^{3t} &= \sin t. \end{aligned}$$

If we multiply the first equation by 2 and subtract it from the second equation we get

$$\dot{v}e^{3t} = \sin t$$


$$\begin{aligned} \dot{v} &= e^{-3t} \sin t \\ v &= -\frac{1}{10}(3 \sin t + \cos t)e^{-3t}, \end{aligned}$$

using integration by parts. Then from the first equation:

$$\begin{aligned} \dot{u} &= -e^{-2t} \dot{v}e^{3t} = -e^{-2t}e^{-3t} \sin(t)e^{3t} = -e^{-2t} \sin t \\ u &= \frac{1}{5}(2 \sin t + \cos t)e^{-2t}. \end{aligned}$$

Now the particular solution we seek is

$$\begin{aligned} ue^{2t} + ve^{3t} &= \frac{1}{5}(2 \sin t + \cos t)e^{-2t}e^{2t} - \frac{1}{10}(3 \sin t + \cos t)e^{-3t}e^{3t} \\ &= \frac{1}{5}(2 \sin t + \cos t) - \frac{1}{10}(3 \sin t + \cos t) \\ &= \frac{1}{10}(\sin t + \cos t), \end{aligned}$$

and the solution to the differential equation is  $Ae^{2t} + Be^{3t} + (\sin t + \cos t)/10$ . For comparison (and practice) you might want to solve this using the method of undetermined coefficients. 

### Example 9.30: Variation of Parameters

*The differential equation  $\ddot{y} - 5\dot{y} + 6y = e^t \sin t$  can be solved using the method of undetermined coefficients, though we have not seen any examples of such a solution. Again, we will solve it by variation of parameters.*

**Solution.** The equations to be solved are

$$\begin{aligned} \dot{u}e^{2t} + \dot{v}e^{3t} &= 0 \\ 2\dot{u}e^{2t} + 3\dot{v}e^{3t} &= e^t \sin t. \end{aligned}$$

If we multiply the first equation by 2 and subtract it from the second equation we get

$$\begin{aligned} \dot{v}e^{3t} &= e^t \sin t \\ \dot{v} &= e^{-3t}e^t \sin t = e^{-2t} \sin t \\ v &= -\frac{1}{5}(2 \sin t + \cos t)e^{-2t}. \end{aligned}$$

Then substituting we get

$$\begin{aligned} \dot{u} &= -e^{-2t} \dot{v}e^{3t} = -e^{-2t}e^{-2t} \sin(t)e^{3t} = -e^{-t} \sin t \\ u &= \frac{1}{2}(\sin t + \cos t)e^{-t}. \end{aligned}$$

The particular solution is

$$\begin{aligned} ue^{2t} + ve^{3t} &= \frac{1}{2}(\sin t + \cos t)e^{-t}e^{2t} - \frac{1}{5}(2 \sin t + \cos t)e^{-2t}e^{3t} \\ &= \frac{1}{2}(\sin t + \cos t)e^t - \frac{1}{5}(2 \sin t + \cos t)e^t \\ &= \frac{1}{10}(\sin t + 3 \cos t)e^t, \end{aligned}$$

and the solution to the differential equation is  $Ae^{2t} + Be^{3t} + e^t(\sin t + 3 \cos t)/10$ . 

**Example 9.31: Solving a DE**

The differential equation  $\ddot{y} - 2\dot{y} + y = e^t/t^2$  is not of the form amenable to the method of undetermined coefficients. Solve it.

**Solution.** The solution to the homogeneous equation is  $Ae^t + Bte^t$  and so the simultaneous equations are

$$\begin{aligned} ue^t + vte^t &= 0 \\ ue^t + vte^t + \dot{v}e^t &= \frac{e^t}{t^2}. \end{aligned}$$

Subtracting the equations gives

$$\begin{aligned} \dot{v}e^t &= \frac{e^t}{t^2} \\ \dot{v} &= \frac{1}{t^2} \\ v &= -\frac{1}{t}. \end{aligned}$$

Then substituting we get

$$\begin{aligned} ue^t &= -vte^t = -\frac{1}{t^2}te^t \\ \dot{u} &= -\frac{1}{t} \\ u &= -\ln t. \end{aligned}$$

The solution is  $Ae^t + Bte^t - e^t \ln t - e^t$ .



## Exercises for 9.7

---

Find the general solution to the differential equation using variation of parameters.

**Exercise 9.7.1.**  $\ddot{y} + y = \tan x$

**Exercise 9.7.2.**  $\ddot{y} + y = e^{2t}$

**Exercise 9.7.3.**  $\ddot{y} + 4y = \sec x$

**Exercise 9.7.4.**  $\ddot{y} + 4y = \tan x$

**Exercise 9.7.5.**  $\ddot{y} + \dot{y} - 6y = t^2e^{2t}$

**Exercise 9.7.6.**  $\ddot{y} - 2\dot{y} + 2y = e^t \tan(t)$

**Exercise 9.7.7.**  $\ddot{y} - 2\dot{y} + 2y = \sin(t) \cos(t)$  (This is rather messy when done by variation of parameters; compare to undetermined coefficients.)



# 10. Polar Coordinates, Parametric Equations

## 10.1 Polar Coordinates

Coordinate systems are tools that let us use algebraic methods to understand geometry. While the **rectangular** (also called **Cartesian**) coordinates that we have been using are the most common, some problems are easier to analyze in alternate coordinate systems.

A coordinate system is a scheme that allows us to identify any point in the plane or in three-dimensional space by a set of numbers. In rectangular coordinates these numbers are interpreted, roughly speaking, as the lengths of the sides of a rectangle. In **polar coordinates** a point in the plane is identified by a pair of numbers  $(r, \theta)$ . The number  $\theta$  measures the angle between the positive  $x$ -axis and a ray that goes through the point, as shown in figure 10.1; the number  $r$  measures the distance from the origin to the point. Figure 10.1 shows the point with rectangular coordinates  $(1, \sqrt{3})$  and polar coordinates  $(2, \pi/3)$ , 2 units from the origin and  $\pi/3$  radians from the positive  $x$ -axis.

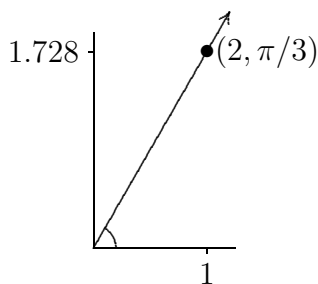



Figure 10.1: Polar coordinates of the point  $(1, \sqrt{3})$ .

Just as we describe curves in the plane using equations involving  $x$  and  $y$ , so can we describe curves using equations involving  $r$  and  $\theta$ . Most common are equations of the form  $r = f(\theta)$ .

### Example 10.1: Circle in Polar Coordinates

Graph the curve given by  $r = 2$ .

**Solution.** All points with  $r = 2$  are at distance 2 from the origin, so  $r = 2$  describes the circle of radius 2 with center at the origin. 

**Example 10.2: Cardioid**

Graph the curve given by  $r = 1 + \cos \theta$ .

**Solution.** We first consider  $y = 1 + \cos x$ , as in figure 10.2. As  $\theta$  goes through the values in  $[0, 2\pi]$ , the value of  $r$  tracks the value of  $y$ , forming the “cardioid” shape of figure 10.2. For example, when  $\theta = \pi/2$ ,  $r = 1 + \cos(\pi/2) = 1$ , so we graph the point at distance 1 from the origin along the positive  $y$ -axis, which is at an angle of  $\pi/2$  from the positive  $x$ -axis. When  $\theta = 7\pi/4$ ,  $r = 1 + \cos(7\pi/4) = 1 + \sqrt{2}/2 \approx 1.71$ , and the corresponding point appears in the fourth quadrant. This illustrates one of the potential benefits of using polar coordinates: the equation for this curve in rectangular coordinates would be quite complicated. ♣

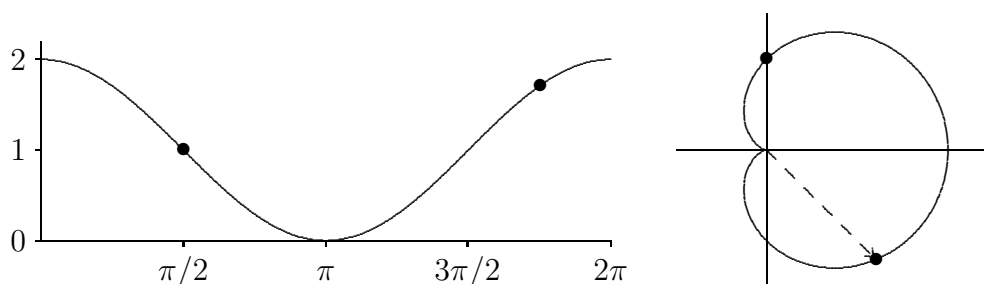


Figure 10.2: A cardioid:  $y = 1 + \cos x$  on the left,  $r = 1 + \cos \theta$  on the right.

Each point in the plane is associated with exactly one pair of numbers in the rectangular coordinate system; each point is associated with an infinite number of pairs in polar coordinates. In the cardioid example, we considered only the range  $0 \leq \theta \leq 2\pi$ , and already there was a duplicate:  $(2, 0)$  and  $(2, 2\pi)$  are the same point. Indeed, every value of  $\theta$  outside the interval  $[0, 2\pi)$  duplicates a point on the curve  $r = 1 + \cos \theta$  when  $0 \leq \theta < 2\pi$ . We can even make sense of polar coordinates like  $(-2, \pi/4)$ : go to the direction  $\pi/4$  and then move a distance 2 in the opposite direction; see figure 10.3. As usual, a negative angle  $\theta$  means an angle measured clockwise from the positive  $x$ -axis. The point in figure 10.3 also has coordinates  $(2, 5\pi/4)$  and  $(2, -3\pi/4)$ .

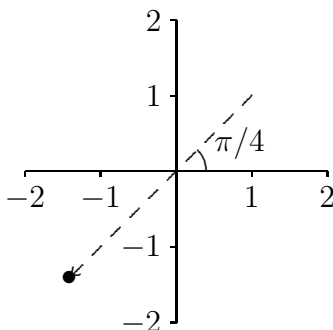


Figure 10.3: The point  $(-2, \pi/4) = (2, 5\pi/4) = (2, -3\pi/4)$  in polar coordinates.

The relationship between rectangular and polar coordinates is quite easy to understand. The point with polar coordinates  $(r, \theta)$  has rectangular coordinates  $x = r \cos \theta$



## 10.1. POLAR COORDINATES

and  $y = r \sin \theta$ ; this follows immediately from the definition of the sine and cosine functions. Using figure 10.3 as an example, the point shown has rectangular coordinates  $x = (-2) \cos(\pi/4) = -\sqrt{2} \approx -1.4142$  and  $y = (-2) \sin(\pi/4) = -\sqrt{2}$ . This makes it very easy to convert equations from rectangular to polar coordinates.

### Example 10.3: Straight Line in Polar Coordinates

Find the equation of the line  $y = 3x + 2$  in polar coordinates.

**Solution.** We merely substitute:  $r \sin \theta = 3r \cos \theta + 2$ , or  $r = \frac{2}{\sin \theta - 3 \cos \theta}$ . ♣

### Example 10.4: Equation of a Circle

Find the equation of the circle  $(x - 1/2)^2 + y^2 = 1/4$  in polar coordinates.

**Solution.** Again substituting:  $(r \cos \theta - 1/2)^2 + r^2 \sin^2 \theta = 1/4$ . A bit of algebra turns this into  $r = \cos(\theta)$ . You should try plotting a few  $(r, \theta)$  values to convince yourself that this makes sense. ♣

### Example 10.5: Spiral of Archimedes

Graph the polar equation  $r = \theta$ .

**Solution.** Here the distance from the origin exactly matches the angle, so a bit of thought makes it clear that when  $\theta \geq 0$  we get the spiral of Archimedes in figure 10.4. When  $\theta < 0$ ,  $r$  is also negative, and so the full graph is the right hand picture in the figure. ♣

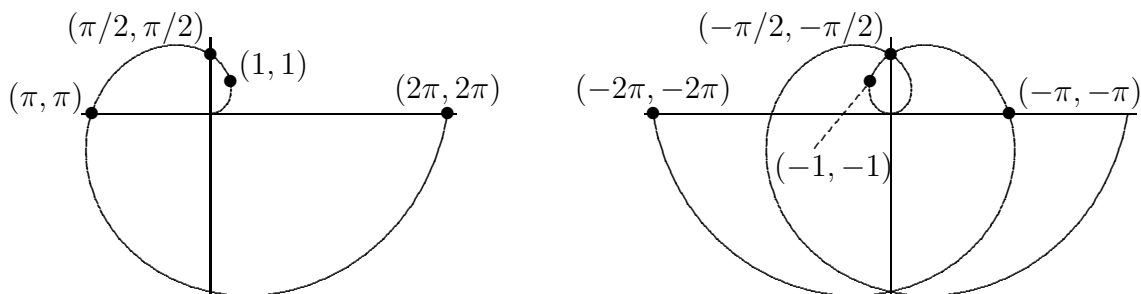
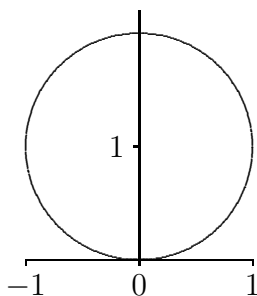


Figure 10.4: The spiral of Archimedes and the full graph of  $r = \theta$ .

Converting polar equations to rectangular equations can be somewhat trickier, and graphing polar equations directly is also not always easy.

**Example 10.6: Graphing Polar Equations**Graph  $r = 2 \sin \theta$ .

**Solution.** Because the sine is periodic, we know that we will get the entire curve for values of  $\theta$  in  $[0, 2\pi)$ . As  $\theta$  runs from 0 to  $\pi/2$ ,  $r$  increases from 0 to 2. Then as  $\theta$  continues to  $\pi$ ,  $r$  decreases again to 0. When  $\theta$  runs from  $\pi$  to  $2\pi$ ,  $r$  is negative, and it is not hard to see that the first part of the curve is simply traced out again, so in fact we get the whole curve for values of  $\theta$  in  $[0, \pi)$ . Thus, the curve looks something like figure 10.5. Now, this suggests that the curve could possibly be a circle, and if it is, it would have to be the circle  $x^2 + (y - 1)^2 = 1$ . Having made this guess, we can easily check it. First we substitute for  $x$  and  $y$  to get  $(r \cos \theta)^2 + (r \sin \theta - 1)^2 = 1$ ; expanding and simplifying does indeed turn this into  $r = 2 \sin \theta$ . ♣

Figure 10.5: Graph of  $r = 2 \sin \theta$ .

## Exercises for 10.1

**Exercise 10.1.1.** Plot these polar coordinate points on one graph:  $(2, \pi/3)$ ,  $(-3, \pi/2)$ ,  $(-2, -\pi/4)$ ,  $(1/2, \pi)$ ,  $(1, 4\pi/3)$ ,  $(0, 3\pi/2)$ .

**Exercise 10.1.2.** Find an equation in polar coordinates that has the same graph as the given equation in rectangular coordinates.

- |               |                    |                  |
|---------------|--------------------|------------------|
| a) $y = 3x$   | d) $x^2 + y^2 = 5$ | g) $y = 5x + 2$  |
| b) $y = -4$   | e) $y = x^3$       | h) $x = 2$       |
| c) $xy^2 = 1$ | f) $y = \sin x$    | i) $y = x^2 + 1$ |

**Exercise 10.1.3.** Sketch the following curves:

- |                               |  |
|-------------------------------|--|
| a) $r = \cos \theta$          | e) $r = \theta/2, \theta \geq 0$             |
| b) $r = 1 + \theta^1/\pi^2$   | f) $r = \cot \theta \csc \theta$             |
| c) $r = \sin(\theta + \pi/4)$ | g) $r = \frac{1}{\sin \theta + \cos \theta}$ |
| d) $r = -\sec \theta$         | h) $r^2 = -2 \sec \theta \csc \theta$        |

**Exercise 10.1.4.** Find an equation in rectangular coordinates that has the same graph as the given equation in polar coordinates.

- |                        |                                  |
|------------------------|----------------------------------|
| a) $r = \sin(3\theta)$ | c) $r = \sec \theta \csc \theta$ |
| b) $r = \sin^2 \theta$ | d) $r = \tan \theta$             |

## 10.2 Slopes in polar coordinates

When we describe a curve using polar coordinates, it is still a curve in the  $x$ - $y$  plane. We would like to be able to compute slopes and areas for these curves using polar coordinates.

We have seen that  $x = r \cos \theta$  and  $y = r \sin \theta$  describe the relationship between polar and rectangular coordinates. If in turn we are interested in a curve given by  $r = f(\theta)$ , then we can write  $x = f(\theta) \cos \theta$  and  $y = f(\theta) \sin \theta$ , describing  $x$  and  $y$  in terms of  $\theta$  alone. The first of these equations describes  $\theta$  implicitly in terms of  $x$ , so using the chain rule we may compute

$$\frac{dy}{dx} = \frac{dy}{d\theta} \frac{d\theta}{dx}.$$

Since  $d\theta/dx = 1/(dx/d\theta)$ , we can instead compute

$$\frac{dy}{dx} = \frac{dy/d\theta}{dx/d\theta} = \frac{f(\theta) \cos \theta + f'(\theta) \sin \theta}{-f(\theta) \sin \theta + f'(\theta) \cos \theta}.$$

### Example 10.7: Horizontal Tangent Line

Find the points at which the curve given by  $r = 1 + \cos \theta$  has a vertical or horizontal tangent line.

**Solution.** Since this function has period  $2\pi$ , we may restrict our attention to the interval  $[0, 2\pi)$  or  $(-\pi, \pi]$ , as convenience dictates. First, we compute the slope:

$$\frac{dy}{dx} = \frac{(1 + \cos \theta) \cos \theta - \sin \theta \sin \theta}{-(1 + \cos \theta) \sin \theta - \sin \theta \cos \theta} = \frac{\cos \theta + \cos^2 \theta - \sin^2 \theta}{-\sin \theta - 2 \sin \theta \cos \theta}.$$


This fraction is zero when the numerator is zero (and the denominator is not zero). The numerator is  $2 \cos^2 \theta + \cos \theta - 1$  so by the quadratic formula

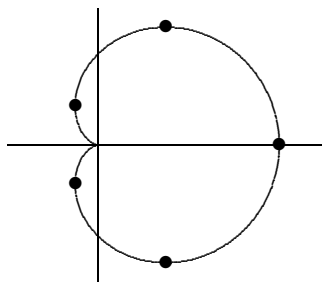
$$\cos \theta = \frac{-1 \pm \sqrt{1 + 4 \cdot 2}}{4} = -1 \quad \text{or} \quad \frac{1}{2}.$$

This means  $\theta$  is  $\pi$  or  $\pm\pi/3$ . However, when  $\theta = \pi$ , the denominator is also 0, so we cannot conclude that the tangent line is horizontal.

Setting the denominator to zero we get

$$\begin{aligned} -\theta - 2 \sin \theta \cos \theta &= 0 \\ \sin \theta(1 + 2 \cos \theta) &= 0, \end{aligned}$$

so either  $\sin \theta = 0$  or  $\cos \theta = -1/2$ . The first is true when  $\theta$  is 0 or  $\pi$ , the second when  $\theta$  is  $2\pi/3$  or  $4\pi/3$ . However, as above, when  $\theta = \pi$ , the numerator is also 0, so we cannot conclude that the tangent line is vertical. Figure 10.6 shows points corresponding to  $\theta$  equal to 0,  $\pm 1.318$ ,  $2\pi/3$  and  $4\pi/3$  on the graph of the function. Note that when  $\theta = \pi$  the curve hits the origin and does not have a tangent line. 


 Figure 10.6: Points of vertical and horizontal tangency for  $r = 1 + \cos \theta$ .

We know that the second derivative  $f''(x)$  is useful in describing functions, namely, in describing concavity. We can compute  $f''(x)$  in terms of polar coordinates as well. We already know how to write  $dy/dx = y'$  in terms of  $\theta$ , then

$$\frac{d}{dx} \frac{dy}{dx} = \frac{dy'}{dx} = \frac{dy'}{d\theta} \frac{d\theta}{dx} = \frac{dy'/d\theta}{dx/d\theta}.$$

### Example 10.8: Second Derivative of Cardioid

Find the second derivative for the cardioid  $r = 1 + \cos \theta$ .

#### Solution.

$$\begin{aligned} \frac{d}{d\theta} \frac{\cos \theta + \cos^2 \theta - \sin^2 \theta}{-\sin \theta - 2 \sin \theta \cos \theta} \cdot \frac{1}{dx/d\theta} &= \dots = \frac{3(1 + \cos \theta)}{(\sin \theta + 2 \sin \theta \cos \theta)^2} \cdot \frac{1}{-(\sin \theta + 2 \sin \theta \cos \theta)} \\ &= \frac{-3(1 + \cos \theta)}{(\sin \theta + 2 \sin \theta \cos \theta)^3}. \end{aligned}$$

The ellipsis here represents rather a substantial amount of algebra. We know from above that the cardioid has horizontal tangents at  $\pm\pi/3$ ; substituting these values into the second derivative we get  $y''(\pi/3) = -\sqrt{3}/2$  and  $y''(-\pi/3) = \sqrt{3}/2$ , indicating concave down and concave up respectively. This agrees with the graph of the function. ♣

## Exercises for 10.2

**Exercise 10.2.1.** Compute  $y' = dy/dx$  and  $y'' = d^2y/dx^2$ .

- |                          |                        |
|--------------------------|------------------------|
| a) $r = \theta$          | d) $r = \sin \theta$   |
| b) $r = 1 + \sin \theta$ | e) $r = \sec \theta$   |
| c) $r = \cos \theta$     | f) $r = \sin(2\theta)$ |

**Exercise 10.2.2.** Sketch the curves over the interval  $[0, 2\pi]$  unless otherwise stated.

- |                                    |  |                                    |
|------------------------------------|--|------------------------------------|
| a) $r = \sin \theta + \cos \theta$ | g) $r = \sin(\theta/3), 0 \leq \theta \leq 6\pi$ | m) $r = 1 + \sec \theta$           |
| b) $r = 2 + 2 \sin \theta$         | h) $r = \sin^2 \theta$                           | n) $r = \frac{1}{1 - \cos \theta}$ |
| c) $r = \frac{3}{2} + \sin \theta$ | i) $r = 1 + \cos^2(2\theta)$                     | o) $r = \frac{1}{1 + \sin \theta}$ |

### 10.3. AREAS IN POLAR COORDINATES

- d)  $r = 2 + \cos \theta$                       j)  $r = \sin^2(3\theta)$                       p)  $r = \cot(2\theta)$   
 e)  $r = \frac{1}{2} + \cos \theta$                       k)  $r = \tan \theta$                       q)  $r = \pi/\theta, 0 \leq \theta \leq \infty$   
 f)  $r = \cos(\theta/2), 0 \leq \theta \leq 4\pi$     l)  $r = \sec(\theta/2), 0 \leq \theta \leq 4\pi$     r)  $r = 1 + \pi/\theta, 0 \leq \theta \leq \infty$

## 10.3 Areas in polar coordinates

We can use the equation of a curve in polar coordinates to compute some areas bounded by such curves. The basic approach is the same as with any application of integration: find an approximation that approaches the true value. For areas in rectangular coordinates, we approximated the region using rectangles; in polar coordinates, we use sectors of circles, as depicted in figure 10.7. Recall that the area of a sector of a circle is  $\alpha r^2/2$ , where  $\alpha$  is the angle subtended by the sector. If the curve is given by  $r = f(\theta)$ , and the angle subtended by a small sector is  $\Delta\theta$ , the area is  $(\Delta\theta)(f(\theta))^2/2$ . Thus we approximate the total area as

$$\sum_{i=0}^{n-1} \frac{1}{2} f(\theta_i)^2 \Delta\theta.$$

In the limit this becomes

$$\int_a^b \frac{1}{2} f(\theta)^2 d\theta.$$

#### Example 10.9: Area inside a Cardioid

Find the area inside the cardioid  $r = 1 + \cos \theta$ .

#### Solution.

$$\int_0^{2\pi} \frac{1}{2} (1 + \cos \theta)^2 d\theta = \frac{1}{2} \int_0^{2\pi} 1 + 2 \cos \theta + \cos^2 \theta d\theta = \frac{1}{2} \left( \theta + 2 \sin \theta + \frac{\theta}{2} + \frac{\sin 2\theta}{4} \right) \Big|_0^{2\pi} = \frac{3\pi}{2}.$$

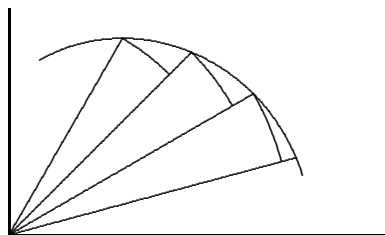


Figure 10.7: Approximating area by sectors of circles.

**Example 10.10: Area Between Circles**

Find the area between the circles  $r = 2$  and  $r = 4 \sin \theta$ , as shown in figure 10.8.

**Solution.** The two curves intersect where  $2 = 4 \sin \theta$ , or  $\sin \theta = 1/2$ , so  $\theta = \pi/6$  or  $5\pi/6$ . The area we want is then

$$\frac{1}{2} \int_{\pi/6}^{5\pi/6} 16 \sin^2 \theta - 4 \, d\theta = \frac{4}{3}\pi + 2\sqrt{3}.$$

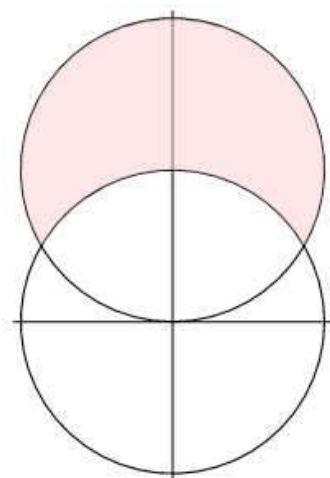


Figure 10.8: An area between curves.

This begin example makes the process appear more straightforward than it is. Because points have many different representations in polar coordinates, it is not always so easy to identify points of intersection.

**Example 10.11: Shaded Area**

Find the shaded area in the first graph of figure 10.9 as the difference of the other two shaded areas. The cardioid is  $r = 1 + \sin \theta$  and the circle is  $r = 3 \sin \theta$ .

**Solution.** We attempt to find points of intersection:

$$\begin{aligned} 1 + \sin \theta &= 3 \sin \theta \\ 1 &= 2 \sin \theta \\ 1/2 &= \sin \theta. \end{aligned}$$

This has solutions  $\theta = \pi/6$  and  $5\pi/6$ ;  $\pi/6$  corresponds to the intersection in the first quadrant that we need. Note that no solution of this equation corresponds to the intersection point at

### 10.3. AREAS IN POLAR COORDINATES

the origin, but fortunately that one is obvious. The cardioid goes through the origin when  $\theta = -\pi/2$ ; the circle goes through the origin at multiples of  $\pi$ , starting with 0.

Now the larger region has area

$$\frac{1}{2} \int_{-\pi/2}^{\pi/6} (1 + \sin \theta)^2 d\theta = \frac{\pi}{2} - \frac{9}{16}\sqrt{3}$$

and the smaller has area

$$\frac{1}{2} \int_0^{\pi/6} (3 \sin \theta)^2 d\theta = \frac{3\pi}{8} - \frac{9}{16}\sqrt{3}$$

so the area we seek is  $\pi/8$ .

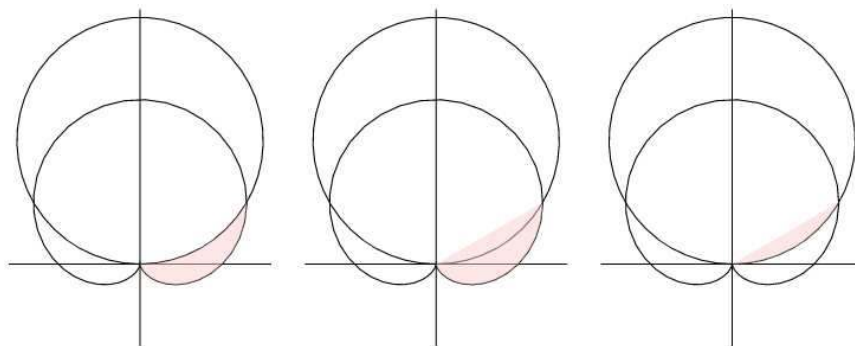


Figure 10.9: An area between curves.

## Exercises for 10.3

---

**Exercise 10.3.1.** Find the area enclosed by the curve.

a)  $r = \sqrt{\sin \theta}$

d)  $r = \cos \theta, 0 \leq \theta \leq \pi/3$

b)  $r = 2 + \cos \theta$

e)  $r = 2a \cos \theta, a > 0$

c)  $r = \sec \theta, \pi/6 \leq \theta \leq \pi/3$

f)  $r = 4 + 3 \sin \theta$

**Exercise 10.3.2.** Find the area inside the loop formed by  $r = \tan(\theta/2)$ .

**Exercise 10.3.3.** Find the area inside one loop of  $r = \cos(3\theta)$ .

**Exercise 10.3.4.** Find the area inside one loop of  $r = \sin^2 \theta$ .

**Exercise 10.3.5.** Find the area inside the small loop of  $r = (1/2) + \cos \theta$ .

**Exercise 10.3.6.** Find the area inside  $r = (1/2) + \cos \theta$ , including the area inside the small loop.

**Exercise 10.3.7.** Find the area inside one loop of  $r^2 = \cos(2\theta)$ .

**Exercise 10.3.8.** Find the area enclosed by  $r = \tan \theta$  and  $r = \frac{\csc \theta}{\sqrt{2}}$ .

**Exercise 10.3.9.** Find the area inside  $r = 2 \cos \theta$  and outside  $r = 1$ .

**Exercise 10.3.10.** Find the area inside  $r = 2 \sin \theta$  and above the line  $r = (3/2) \csc \theta$ .

**Exercise 10.3.11.** Find the area inside  $r = \theta$ ,  $0 \leq \theta \leq 2\pi$ .

**Exercise 10.3.12.** Find the area inside  $r = \sqrt{\theta}$ ,  $0 \leq \theta \leq 2\pi$ .

**Exercise 10.3.13.** Find the area inside both  $r = \sqrt{3} \cos \theta$  and  $r = \sin \theta$ .

**Exercise 10.3.14.** Find the area inside both  $r = 1 - \cos \theta$  and  $r = \cos \theta$ .

**Exercise 10.3.15.** The center of a circle of radius 1 is on the circumference of a circle of radius 2. Find the area of the region inside both circles.

**Exercise 10.3.16.** Find the shaded area in figure 10.10. The curve is  $r = \theta$ ,  $0 \leq \theta \leq 3\pi$ .

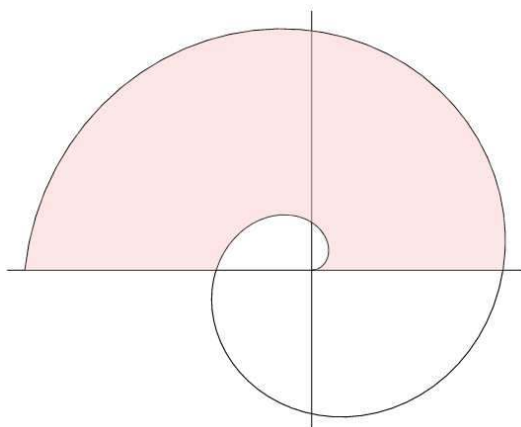


Figure 10.10: An area bounded by the spiral of Archimedes.

## 10.4 Parametric Equations

When we computed the derivative  $dy/dx$  using polar coordinates, we used the expressions  $x = f(\theta) \cos \theta$  and  $y = f(\theta) \sin \theta$ . These two equations completely specify the curve, though the form  $r = f(\theta)$  is simpler. The expanded form has the virtue that it can easily be generalized to describe a wider range of curves than can be specified in rectangular or polar coordinates.

Suppose  $f(t)$  and  $g(t)$  are functions. Then the equations  $x = f(t)$  and  $y = g(t)$  describe a curve in the plane. In the case of the polar coordinates equations, the variable  $t$  is replaced by  $\theta$  which has a natural geometric interpretation. But  $t$  in general is simply an arbitrary variable, often called in this case a **parameter**, and this method of specifying a curve is known as **parametric equations**. One important interpretation of  $t$  is *time*. In this interpretation, the equations  $x = f(t)$  and  $y = g(t)$  give the position of an object at time  $t$ .



## 10.4. PARAMETRIC EQUATIONS

### Example 10.12: Position of a Path

Describe the path of an object that moves so that its position at time  $t$  is given by  $x = \cos t$ ,  $y = \cos^2 t$ .

**Solution.** We see immediately that  $y = x^2$ , so the path lies on this parabola. The path is not the entire parabola, however, since  $x = \cos t$  is always between  $-1$  and  $1$ . It is now easy to see that the object oscillates back and forth on the parabola between the endpoints  $(1, 1)$  and  $(-1, 1)$ , and is at point  $(1, 1)$  at time  $t = 0$ . ♣

It is sometimes quite easy to describe a complicated path in parametric equations when rectangular and polar coordinate expressions are difficult or impossible to devise.

### Example 10.13: Wheel

A wheel of radius 1 rolls along a straight line, say the  $x$ -axis. A point on the rim of the wheel will trace out a curve, called a cycloid. Assume the point starts at the origin; find parametric equations for the curve.

**Solution.** Figure 10.11 illustrates the generation of the curve (click on the AP link to see an animation). The wheel is shown at its starting point, and again after it has rolled through about 490 degrees. We take as our parameter  $t$  the angle through which the wheel has turned, measured as shown clockwise from the line connecting the center of the wheel to the ground. Because the radius is 1, the center of the wheel has coordinates  $(t, 1)$ . We seek to write the coordinates of the point on the rim as  $(t + \Delta x, 1 + \Delta y)$ , where  $\Delta x$  and  $\Delta y$  are as shown in figure 10.12. These values are nearly the sine and cosine of the angle  $t$ , from the unit circle definition of sine and cosine. However, some care is required because we are measuring  $t$  from a nonstandard starting line and in a clockwise direction, as opposed to the usual counterclockwise direction. A bit of thought reveals that  $\Delta x = -\sin t$  and  $\Delta y = -\cos t$ . Thus the parametric equations for the cycloid are  $x = t - \sin t$ ,  $y = 1 - \cos t$ . ♣

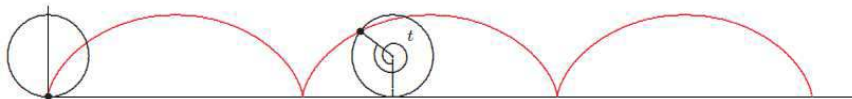


Figure 10.11: A cycloid.

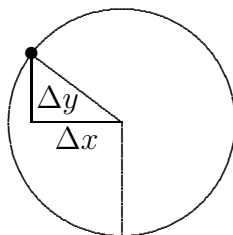


Figure 10.12: The wheel.

## Exercises for 10.4

---

**Exercise 10.4.1.** What curve is described by  $x = t^2$ ,  $y = t^4$ ? If  $t$  is interpreted as time, describe how the object moves on the curve.

**Exercise 10.4.2.** What curve is described by  $x = 3 \cos t$ ,  $y = 3 \sin t$ ? If  $t$  is interpreted as time, describe how the object moves on the curve.

**Exercise 10.4.3.** What curve is described by  $x = 3 \cos t$ ,  $y = 2 \sin t$ ? If  $t$  is interpreted as time, describe how the object moves on the curve.

**Exercise 10.4.4.** What curve is described by  $x = 3 \sin t$ ,  $y = 3 \cos t$ ? If  $t$  is interpreted as time, describe how the object moves on the curve.

**Exercise 10.4.5.** Sketch the curve described by  $x = t^3 - t$ ,  $y = t^2$ . If  $t$  is interpreted as time, describe how the object moves on the curve.

**Exercise 10.4.6.** A wheel of radius 1 rolls along a straight line, say the  $x$ -axis. A point  $P$  is located halfway between the center of the wheel and the rim; assume  $P$  starts at the point  $(0, 1/2)$ . As the wheel rolls,  $P$  traces a curve; find parametric equations for the curve.

## 10.5 Calculus with Parametric Equations

---

We have already seen how to compute slopes of curves given by parametric equations—it is how we computed slopes in polar coordinates.


### Example 10.14: Slope of Cycloid

Find the slope of the cycloid  $x = t - \sin t$ ,  $y = 1 - \cos t$ .

**Solution.** We compute  $x' = 1 - \cos t$ ,  $y' = \sin t$ , so

$$\frac{dy}{dx} = \frac{\sin t}{1 - \cos t}.$$

## 10.5. CALCULUS WITH PARAMETRIC EQUATIONS

Note that when  $t$  is an odd multiple of  $\pi$ , like  $\pi$  or  $3\pi$ , this is  $(0/2) = 0$ , so there is a horizontal tangent line, in agreement with figure 10.11. At even multiples of  $\pi$ , the fraction is  $0/0$ , which is undefined. The figure shows that there is no tangent line at such points. 

Areas can be a bit trickier with parametric equations, depending on the curve and the area desired. We can potentially compute areas between the curve and the  $x$ -axis quite easily.

### Example 10.15: Area Under Cycloid Arch


Find the area under one arch of the cycloid  $x = t - \sin t$ ,  $y = 1 - \cos t$ .

**Solution.** We would like to compute

$$\int_0^{2\pi} y \, dx,$$

but we do not know  $y$  in terms of  $x$ . However, the parametric equations allow us to make a substitution: use  $y = 1 - \cos t$  to replace  $y$ , and compute  $dx = (1 - \cos t) \, dt$ . Then the integral becomes

$$\int_0^{2\pi} (1 - \cos t)(1 - \cos t) \, dt = 3\pi.$$

Note that we need to convert the original  $x$  limits to  $t$  limits using  $x = t - \sin t$ . When  $x = 0$ ,  $t = \sin t$ , which happens only when  $t = 0$ . Likewise, when  $x = 2\pi$ ,  $t - 2\pi = \sin t$  and  $t = 2\pi$ . Alternately, because we understand how the cycloid is produced, we can see directly that one arch is generated by  $0 \leq t \leq 2\pi$ . In general, of course, the  $t$  limits will be different than the  $x$  limits. 

This technique will allow us to compute some quite interesting areas, as illustrated by the exercises.

As a final example, we see how to compute the length of a curve given by parametric equations. The arc length for functions given as  $y$  in terms of  $x$  is the formula:

$$\int_a^b \sqrt{1 + \left(\frac{dy}{dx}\right)^2} \, dx.$$

Using some properties of derivatives, including the chain rule, we can convert this to use parametric equations  $x = f(t)$ ,  $y = g(t)$ :

$$\begin{aligned} \int_a^b \sqrt{1 + \left(\frac{dy}{dx}\right)^2} \, dx &= \int_a^b \sqrt{\left(\frac{dx}{dt}\right)^2 + \left(\frac{dx}{dt}\right)^2 \left(\frac{dy}{dx}\right)^2} \frac{dt}{dx} \, dx \\ &= \int_u^v \sqrt{\left(\frac{dx}{dt}\right)^2 + \left(\frac{dy}{dt}\right)^2} \, dt \\ &= \int_u^v \sqrt{(f'(t))^2 + (g'(t))^2} \, dt. \end{aligned}$$

Here  $u$  and  $v$  are the  $t$  limits corresponding to the  $x$  limits  $a$  and  $b$ .

**Example 10.16: Length of Cycloid Arch**

Find the length of one arch of the cycloid.

**Solution.** From  $x = t - \sin t$ ,  $y = 1 - \cos t$ , we get the derivatives  $f' = 1 - \cos t$  and  $g' = \sin t$ , so the length is

$$\int_0^{2\pi} \sqrt{(1 - \cos t)^2 + \sin^2 t} dt = \int_0^{2\pi} \sqrt{2 - 2 \cos t} dt.$$

Now we use the formula  $\sin^2(t/2) = (1 - \cos(t))/2$  or  $4 \sin^2(t/2) = 2 - 2 \cos t$  to get

$$\int_0^{2\pi} \sqrt{4 \sin^2(t/2)} dt.$$

Since  $0 \leq t \leq 2\pi$ ,  $\sin(t/2) \geq 0$ , so we can rewrite this as

$$\int_0^{2\pi} 2 \sin(t/2) dt = 8.$$



## Exercises for 10.5

---

**Exercise 10.5.1.** Consider the curve of 10.4.6 in section 10.4. Find all values of  $t$  for which the curve has a horizontal tangent line.

**Exercise 10.5.2.** Consider the curve of 10.4.6 in section 10.4. Find the area under one arch of the curve.

**Exercise 10.5.3.** Consider the curve of 10.4.6 in section 10.4. Set up an integral for the length of one arch of the curve.

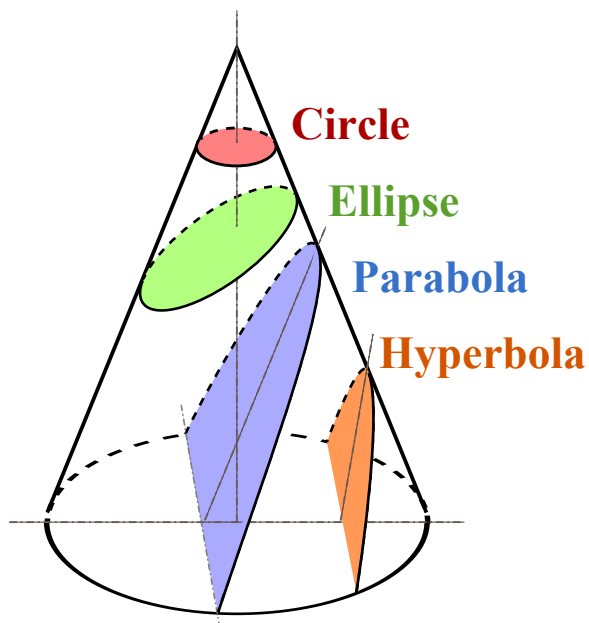
## 10.6 Conics in Polar Coordinates

---

A **conic section** is a curve obtained as the intersection of a cone and a plane. One useful geometric definition that only involves the plane is that a conic consists of those points whose distances to some point, called a **focus**, and some line, called a **directrix**, are in a fixed ratio, called the **eccentricity**.

The three types of conic sections are the ellipse, parabola and hyperbola (with the circle being a special case of an ellipse).

## 10.6. CONICS IN POLAR COORDINATES



Let  $F$  be a fixed point (the focus),  $L$  be a line (the directrix) not containing  $F$  and  $e$  be a nonnegative real number (the eccentricity). The conics sections are obtained by the set of all points  $P$  whose distance to  $F$  equals  $e$  times their distance to  $L$ , that is:

$$\frac{|PF|}{|PL|} = e.$$

In the case that:

- $e < 1$  we obtain an ellipse (and when  $e = 0$  we obtain a circle),
- $e = 1$  we obtain a parabola,
- $e > 1$  we obtain a hyperbola.

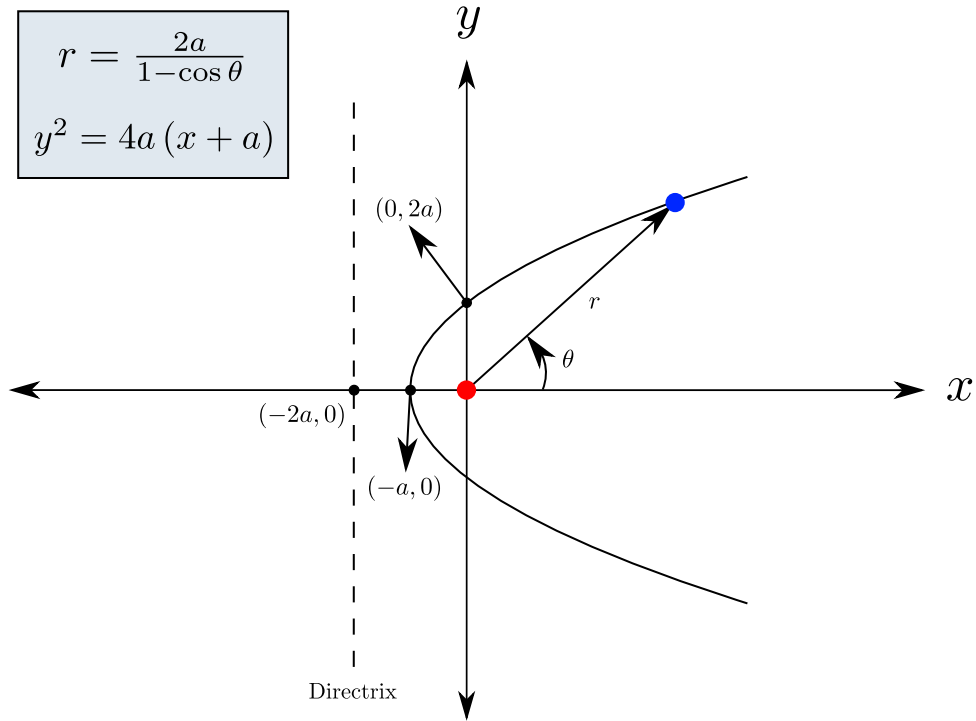
To obtain a simple polar equation we place the focal point at the origin. The formulation for a conic section is then given in the polar form by

$$r = \frac{pe}{1 \pm e \cos \theta} \quad \text{and} \quad r = \frac{pe}{1 \pm e \sin \theta}$$

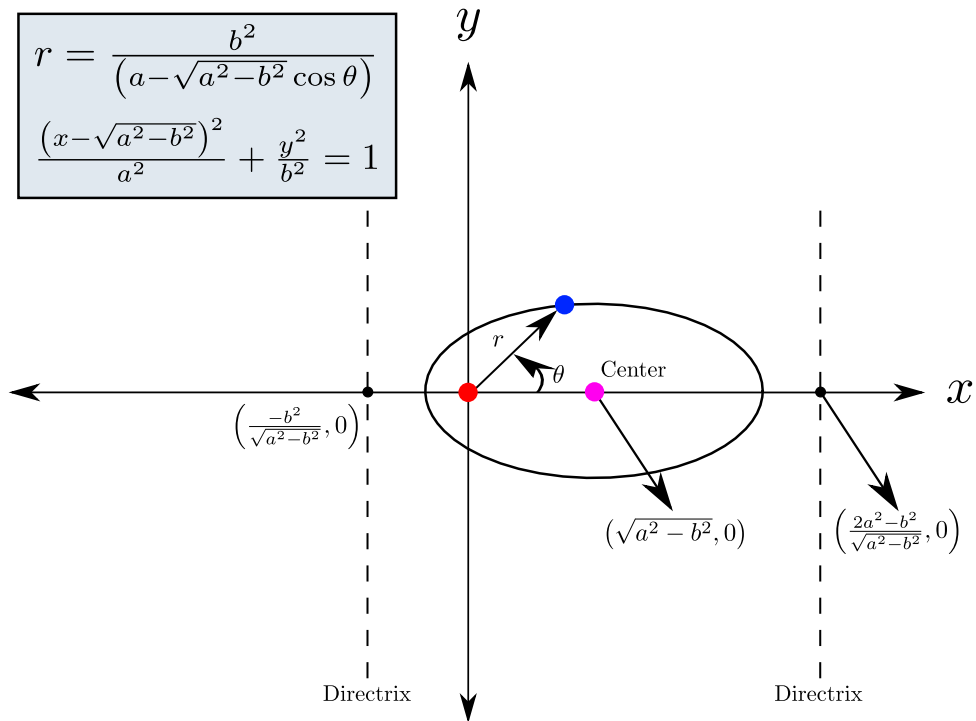
where  $e$  is the eccentricity and  $p$  is the focal parameter representing the distance from the focus (or one of the two foci) to the directrix.

The three different types of conic sections are shown below. Focal-points corresponding

to all conic sections are placed at the origin. First is the parabola.

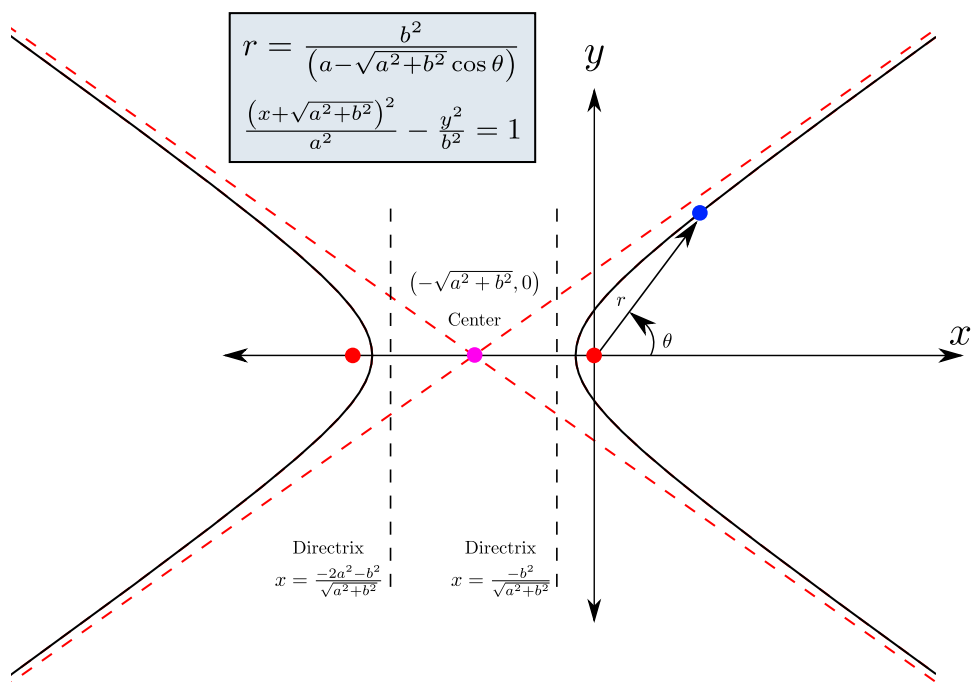


Next is the ellipse.



## 10.6. CONICS IN POLAR COORDINATES

Finally, we have the hyperbola.



Some things to keep in mind are about the denominator of a polar equation of a conic are:

- If the denominator is  $1 + e \sin \theta$ , it has a horizontal directrix above the focal point.
- If the denominator is  $1 - e \sin \theta$ , it has a horizontal directrix below the focal point.
- If the denominator is  $1 + e \cos \theta$ , it has a vertical directrix to the right of the focal point.
- If the denominator is  $1 - e \cos \theta$ , it has a vertical directrix to the left of the focal point.

### Example 10.17: Polar Equations for a Parabola

Find the equation of a parabola with focus at the origin and whose directrix is the line  $x = -1$ .

**Solution.** Since we have a parabola,  $e = 1$ . Furthermore,  $p = 1$ . Since the graph has a vertical directrix, the equation will use  $1 - e \cos \theta$  in the denominator. Thus, the equation is:

$$r = \frac{2}{1 - \sin \theta}$$



## Exercises for 10.6

---

**Exercise 10.6.1.** *Identify the following conics and find the eccentricity.*

a)  $r = \frac{2}{1 + \sin \theta}$

d)  $r = \frac{3}{1 - \sin \theta}$

a)  $r = \frac{4}{2 + \cos \theta}$

d)  $r = \frac{5}{2 + 2 \sin \theta}$

**Exercise 10.6.2.** *Write the polar equation of a parabola with focus at the origin and directrix  $x = 3$ .*

**Exercise 10.6.3.** *Write the polar equation of a hyperbola with focus at the origin, directrix  $x = 4$  and eccentricity 2.*

**Exercise 10.6.4.** *Write the polar equation of an ellipse with focus at the origin, directrix  $x = 4 \sec \theta$  and eccentricity  $1/2$ .*



# 11. Selected Exercise Answers

---

1.1.1  $a = 2, b = -\frac{5}{3}, c = \frac{3}{2}$ .

1.1.2  $x = -4$  and  $x = 6$ .

1.1.4 (a)  $(5/3, \infty)$  (b)  $[1/7, 2/7]$  (c)  $(-\infty, -3) \cup (-2, 1]$

1.1.5  $x = -\frac{1}{2}$  and  $x = -\frac{1}{6}$ .

1.2.1 a)  $(2/3)x + (1/3)$  b)  $y = -2x$  c)  $y = (-2/3)x + (1/3)$

1.2.2 a)  $y = 2x + 2, 2, -1$

b)  $y = -x + 6, 6, 6$

c)  $y = x/2 + 1/2, 1/2, -1$

d)  $y = 3/2, y$ -intercept:  $3/2$ , no  $x$ -intercept

e)  $y = (-2/3)x - 2, -2, -3$

1.2.3 Yes, the lines are parallel as they have the same slope of  $-1/2$

1.2.4  $y = 0, y = -2x + 2, y = 2x + 2$

1.2.5  $y = (9/5)x + 32, (-40, -40)$

1.2.6  $y = 0.15x + 10$

1.2.7  $0.03x + 1.2$

1.2.8 (a)  $P = -0.0001x + 2$

(b)  $x = -10000P + 20000$

1.2.9  $(2/25)x - (16/5)$

1.2.10 a) 2 b)  $\sqrt{2}$  c)  $\sqrt{2}$

1.2.12 (a)  $x^2 + y^2 = 9$  (b)  $(x - 5)^2 + (y - 6)^2 = 9$  (c)  $(x + 5)^2 + (y + 6)^2 = 9$

1.2.14 (a) circle (b) ellipse (c) horizontal parabola

1.2.15  $(x + 2/7)^2 + (y - 41/7)^2 = 1300/49$

1.3.1  $2n\pi - \pi/2$ , any integer  $n$

1.3.2  $n\pi \pm \pi/6$ , any integer  $n$

1.3.4  $(\sqrt{2} + \sqrt{6})/4$

1.3.5  $-(1 + \sqrt{3})/(1 - \sqrt{3}) = 2 + \sqrt{3}$

**1.3.8**  $t = \pi/2$

**2.1.1** a)  $\{x \mid x \in \mathbb{R}\}$ , i.e., all  $x$  b)  $\{x \mid x \geq 3/2\}$  c)  $\{x \mid x \neq -1\}$  d)  $\{x \mid x \neq 1 \text{ and } x \neq -1\}$   
 e)  $\{x \mid x < 0\}$  f)  $\{x \mid x \in \mathbb{R}\}$ , i.e., all  $x$  g)  $\{x \mid h - r \leq x \leq h + r\}$  h)  $\{x \mid x \geq 0\}$  i)  
 $\{x \mid -1 \leq x \leq 1\}$  j)  $\{x \mid x \geq 1\}$  k)  $\{x \mid -1/3 < x < 1/3\}$  l)  $\{x \mid x \geq 0 \text{ and } x \neq 1\}$  m)  
 $\{x \mid x \geq 0 \text{ and } x \neq 1\}$

**2.1.2**  $A = x(500 - 2x)$ ,  $\{x \mid 0 \leq x \leq 250\}$

**2.1.3**  $V = r(50 - \pi r^2)$ ,  $\{r \mid 0 < r \leq \sqrt{50/\pi}\}$

**2.1.4**  $A = 2\pi r^2 + 2000/r$ ,  $\{r \mid 0 < r < \infty\}$

**2.2.3**  $\{x \mid x \geq 3\}$ ,  $\{x \mid x \geq 0\}$

**2.3.1**  $y = 2^x$

**2.3.2**  $x \neq 0$

**3.3.1** (a) 8, (b) 6, (c) dne, (d) -2, (e) -1, (f) 8, (g) 7, (h) 6, (i) 3, (j) -3/2, (k) 6, (l) 2

**3.4.1** a) 7 b) 5 c) 0 d) undefined e) 1/6 f) 0 g) 3 h) 172 i) 0 j) 2 k) does not exist l)  $\sqrt{2}$  m)  
 $3a^2$  n) 512

**3.5.1** a) 1 b) 1 c)  $-\infty$  d) 1/3 e) 0 f)  $\infty$  g)  $\infty$  h) 2/7 i) 2 j)  $-\infty$  k)  $\infty$  l) 0 m) 1/2 n) 5 o)  
 $2\sqrt{2}$  p) 3/2 q)  $\infty$  r) does not exist

**3.5.2**  $y = 1$  and  $y = -1$

**3.6.1** a) 5 b) 7/2 c) 3/4 d) 1 e)  $-\sqrt{2}/2$

**3.6.2** 7

**3.6.3** 2

**4.1.1** -5, -2.47106145, -2.4067927, -2.400676, -2.4

**4.1.2** -4/3, -24/7, 7/24, 3/4

**4.1.3** -0.107526881, -0.11074197, -0.1110741,  $\frac{-1}{3(3 + \Delta x)} \rightarrow \frac{-1}{9}$

**4.1.4**  $\frac{3 + 3\Delta x + \Delta x^2}{1 + \Delta x} \rightarrow 3$

**4.1.5** 3.31, 3.003001, 3.0000,  
 $3 + 3\Delta x + \Delta x^2 \rightarrow 3$

**4.1.6**  $m$

4.1.9 10, 25/2, 20, 15, 25, 35.

4.1.10 5, 4.1, 4.01, 4.001,  $4 + \Delta t \rightarrow 4$

4.1.11 -10.29, -9.849, -9.8049,  
 $-9.8 - 4.9\Delta t \rightarrow -9.8$

4.2.1 (a)  $-x/\sqrt{169 - x^2}$  (b)  $-9.8t$  (c)  $2x + 1/x^2$  (d)  $2ax + b$  (e)  $3x^2$  (f)  $-2/(2x + 1)^{3/2}$  (g)  
 $5/(t + 2)^2$

4.2.4  $y = -13x + 17$

4.2.5 -8

4.3.1 (a)  $100x^{99}$  (b)  $-100x^{-101}$  (c)  $-5x^{-6}$  (d)  $\pi x^{\pi-1}$  (e)  $(3/4)x^{-1/4}$  (f)  $-(9/7)x^{-16/7}$  (g)  
 $15x^2 + 24x$  (h)  $-20x^4 + 6x + 10/x^3$  (i)  $-30x + 25$  (j)  $3x^2 + 6x - 1$  (k)  $9x^2 - x/\sqrt{625 - x^2}$  (l)  
 $3x^2(x^3 - 5x + 10) + x^3(3x^2 - 5)$  (m) Omitted. (n)  $\frac{\sqrt{625 - x^2}}{2\sqrt{x}} - \frac{x\sqrt{x}}{\sqrt{625 - x^2}}$  (o)  $\frac{-1}{x^{19}\sqrt{625 - x^2}} -$   
 $\frac{20\sqrt{625 - x^2}}{x^{21}}$

4.3.2  $y = 13x/4 + 5$

4.3.3  $y = 24x - 48 - \pi^3$

4.3.4  $-49t/5 + 5, -49/5$

4.3.6  $\sum_{k=1}^n ka_k x^{k-1}$

4.3.7  $x^3/16 - 3x/4 + 4$

4.3.10  $f' = 4(2x - 3), y = 4x - 7$

4.3.12  $\frac{3x^2}{x^3 - 5x + 10} - \frac{x^3(3x^2 - 5)}{(x^3 - 5x + 10)^2}$

4.3.13  $\frac{2x + 5}{x^5 - 6x^3 + 3x^2 - 7x + 1} - \frac{(x^2 + 5x - 3)(5x^4 - 18x^2 + 6x - 7)}{(x^5 - 6x^3 + 3x^2 - 7x + 1)^2}$

4.3.14  $\frac{1}{2\sqrt{x}\sqrt{625 - x^2}} + \frac{x^{3/2}}{(625 - x^2)^{3/2}}$

4.3.15  $\frac{-1}{x^{19}\sqrt{625 - x^2}} - \frac{20\sqrt{625 - x^2}}{x^{21}}$

4.3.16  $y = 17x/4 - 41/4$

4.3.17  $y = 11x/16 - 15/16$

4.3.18  $13/18$

4.4.2  $\pi/6 + 2n\pi, 5\pi/6 + 2n\pi$ , any integer  $n$

4.5.1  $4x^3 - 9x^2 + x + 7$

4.5.2  $3x^2 - 4x + 2/\sqrt{x}$

4.5.3  $6(x^2 + 1)^2x$

4.5.4  $\sqrt{169 - x^2} - x^2/\sqrt{169 - x^2}$

4.5.5  $(2x - 4)\sqrt{25 - x^2} - (x^2 - 4x + 5)x/\sqrt{25 - x^2}$

4.5.6  $-x/\sqrt{r^2 - x^2}$

4.5.7  $2x^3/\sqrt{1 + x^4}$

4.5.8  $\frac{1}{4\sqrt{x}(5 - \sqrt{x})^{3/2}}$

4.5.9  $6 + 18x$

4.5.10  $\frac{2x + 1}{1 - x} + \frac{x^2 + x + 1}{(1 - x)^2}$

4.5.11  $-1/\sqrt{25 - x^2} - \sqrt{25 - x^2}/x^2$

4.5.12  $\frac{1}{2} \left( \frac{-169}{x^2} - 1 \right) / \sqrt{\frac{169}{x} - x}$

4.5.13  $\frac{3x^2 - 2x + 1/x^2}{2\sqrt{x^3 - x^2 - (1/x)}}$

4.5.14  $\frac{300x}{(100 - x^2)^{5/2}}$

4.5.15  $\frac{1 + 3x^2}{3(x + x^3)^{2/3}}$

4.5.16  $\left( 4x(x^2 + 1) + \frac{4x^3 + 4x}{2\sqrt{1 + (x^2 + 1)^2}} \right) / 2\sqrt{(x^2 + 1)^2 + \sqrt{1 + (x^2 + 1)^2}}$

4.5.17  $5(x + 8)^4$

4.5.18  $-3(4 - x)^2$

$$4.5.19 \quad 6x(x^2 + 5)^2$$

$$4.5.20 \quad -12x(6 - 2x^2)^2$$

$$4.5.21 \quad 24x^2(1 - 4x^3)^{-3}$$

$$4.5.22 \quad 5 + 5/x^2$$

$$4.5.23 \quad -8(4x - 1)(2x^2 - x + 3)^{-3}$$

$$4.5.24 \quad 1/(x + 1)^2$$

$$4.5.25 \quad 3(8x - 2)/(4x^2 - 2x + 1)^2$$

$$4.5.26 \quad -3x^2 + 5x - 1$$

$$4.5.27 \quad 6x(2x - 4)^3 + 6(3x^2 + 1)(2x - 4)^2$$

$$4.5.28 \quad -2/(x - 1)^2$$

$$4.5.29 \quad 4x/(x^2 + 1)^2$$

$$4.5.30 \quad (x^2 - 6x + 7)/(x - 3)^2$$

$$4.5.31 \quad -5/(3x - 4)^2$$

$$4.5.32 \quad 60x^4 + 72x^3 + 18x^2 + 18x - 6$$

$$4.5.33 \quad (5 - 4x)/((2x + 1)^2(x - 3)^2)$$

$$4.5.34 \quad 1/(2(2 + 3x)^2)$$

$$4.5.35 \quad 56x^6 + 72x^5 + 110x^4 + 100x^3 + 60x^2 + 28x + 6$$

$$4.5.36 \quad y = 23x/96 - 29/96$$

$$4.5.37 \quad y = 3 - 2x/3$$

$$4.5.38 \quad y = 13x/2 - 23/2$$

$$4.5.39 \quad y = 2x - 11$$

$$4.5.40 \quad y = \frac{20 + 2\sqrt{5}}{5\sqrt{4 + \sqrt{5}}}x + \frac{3\sqrt{5}}{5\sqrt{4 + \sqrt{5}}}$$

$$4.6.1 \quad 2 \ln(3)x3^{x^2}$$

$$4.6.2 \quad \frac{\cos x - \sin x}{e^x}$$

$$4.6.3 \quad 2e^{2x}$$

4.6.4  $e^x \cos(e^x)$

4.6.5  $\cos(x)e^{\sin x}$

4.6.6  $x^{\sin x} \left( \cos x \ln x + \frac{\sin x}{x} \right)$

4.6.7  $3x^2 e^x + x^3 e^x$

4.6.8  $1 + 2^x \ln(2)$

4.6.9  $-2x \ln(3)(1/3)^{x^2}$

4.6.10  $e^{4x}(4x - 1)/x^2$

4.6.11  $(3x^2 + 3)/(x^3 + 3x)$

4.6.12  $-\tan(x)$

4.6.13  $(1 - \ln(x^2))/(x^2 \sqrt{\ln(x^2)})$

4.6.14  $\sec(x)$

4.6.15  $x^{\cos(x)}(\cos(x)/x - \cos(x) \ln(x))$

4.6.20  $e$

4.7.1 (a)  $x/y$  (b)  $-(2x+y)/(x+2y)$  (c)  $(2xy-3x^2-y^2)/(2xy-3y^2-x^2)$  (d)  $\sin(x) \sin(y)/(\cos(x) \cos(y))$   
(e)  $-\sqrt{y}/\sqrt{x}$  (f)  $(y \sec^2(x/y) - y^2)/(x \sec^2(x/y) + y^2)$  (g)  $(y - \cos(x+y))/(\cos(x+y) - x)$   
(h)  $-y^2/x^2$

4.7.2  $1$

4.7.3  $y = 2x \pm 6$

4.7.4  $y = x/2 \pm 3$

4.7.5  $(\sqrt{3}, 2\sqrt{3}), (-\sqrt{3}, -2\sqrt{3}), (2\sqrt{3}, \sqrt{3}), (-2\sqrt{3}, -\sqrt{3})$

4.7.6  $y = 7x/\sqrt{3} - 8/\sqrt{3}$

4.7.7  $y = (-y_1^{1/3} x + y_1^{1/3} x_1 + x_1^{1/3} y_1)/x_1^{1/3}$

4.7.8  $(y - y_1)/(x - x_1) = (2x_1^3 + 2x_1 y_1^2 - x_1)/(2y_1^3 + 2y_1 x_1^2 + y_1)$

4.8.1  $1$

5.1.1  $L(x) = x, f(0.1) \approx L(0.1) = 0.1$

**5.1.2** Choose  $f(x) = x^3$  and  $a = 2$ , the closest integer to 1.9. The linearization of  $f$  at  $a$  is  $L(x) = 12(x - 2) + 8$ , and  $(1.9)^3 = f(1.9) \approx L(1.9) = 12(1.9 - 2) + 8 = 6.8$ .

**5.1.4** Choose  $a = 7$  since  $f(7) = \sqrt[3]{7+1} = \sqrt[3]{8} = 2$  is an integer close to  $\sqrt[3]{9}$ . The linearization of  $f$  at  $a = 7$  is  $L(x) = \frac{1}{12}(x - 7) + 2$ . Then  $f(8) = \sqrt[3]{8+1} = \sqrt[3]{9} \approx L(8) = \frac{1}{12}(8 - 7) + 2 = 2.08\bar{3}$ . We are over-estimating  $\sqrt[3]{9}$  since  $L(x) > f(x)$  for all  $x$  around  $a = 7$ .

**5.1.5**  $\Delta y = 65/16$ ,  $dy = 2$

**5.1.6**  $\Delta y = \sqrt{11/10} - 1$ ,  $dy = 0.05$

**5.1.7**  $\Delta y = \sin(\pi/50)$ ,  $dy = \pi/50$

**5.1.8**  $dV = 8\pi/25$

**5.1.9**  $T_5(x) = x - \frac{x^3}{3!} + \frac{x^5}{5!}$  a)  $\sin(0.1) \approx T_5(0.1) \approx 0.10016675$  b)  $\sin(0.1) = 0.0998334\dots$  using a calculator. Our approximation is accurate to  $0.10016675 - 0.0998334\dots = 0.000\bar{3}$ .

**5.1.10**  $T_3(x) = x + x^2 + x^3$ . The point  $x = 5$  is not close to  $x = 0$ , and  $f$  is not continuous at  $x = 1$ .

**5.1.11** a)  $f^{(n)}(x) = \frac{(-1)^{(n-1)}(n-1)!}{x^n}$

b)  $T_n(x) = \ln(1) + \sum_{i=1}^n \frac{\frac{(-1)^{(i-1)}(i-1)!}{1^n}}{i!} (x-1)^i = \sum_{i=1}^n \left( \frac{(-1)^{(i-1)}(i-1)!}{i!} \right) (x-1)^i$  since  $\ln(1) = 0$  and  $1^n = 1$ .

**5.1.12** Notice  $f(-2) = 18$ ,  $f(0) = -12$ , and  $f(5) = 18$  and  $f$  is a continuous function. By the Intermediate Value Theorem there exists a root in  $[-2, 0]$  and  $[0, 5]$ . Choose  $x_0 = 0$ , then  $x_4 \approx 1$ . Choose  $x_0 = 5$ , then  $x_3 \approx 4$ .

**5.1.13** a)  $x_4 \approx 1.00022\dots$  b)  $x = 1$  is the root of  $f$ . Our approximation in part a) was correct to 3 decimal places. c)  $x_1 = 1$ . The root is found in one iteration of Newton's Method.

**5.1.14**  $\cos(\pi/2) = 0$ , so  $x_1$  is undefined.

**5.2.1** 0

**5.2.2**  $\infty$

**5.2.3** 0

**5.2.4** 0

**5.2.5**  $1/6$

**5.2.6**  $1/16$

**5.2.7**  $3/2$

5.2.8  $-1/4$

5.2.9  $-3$

5.2.10  $1/2$

5.2.11  $0$

5.2.12  $-1$

5.2.13  $-1/2$

5.2.14  $5$

5.2.15  $1$

5.2.16  $1$

5.2.17  $2$

5.2.18  $1$

5.2.19  $0$

5.2.20  $1/2$

5.2.21  $2$

5.2.22  $0$

5.2.23  $1/2$

5.2.24  $-1/2$

5.2.25  $2$

5.2.26  $0$

5.2.27  $\infty$

5.2.28  $0$

5.2.29  $5$

5.2.30  $-1/2$

5.3.1 min at  $x = 1/2$

5.3.2 min at  $x = -1$ , max at  $x = 1$

5.3.3 max at  $x = 2$ , min at  $x = 4$



- 5.3.4 min at  $x = \pm 1$ , max at  $x = 0$ .
- 5.3.5 min at  $x = 1$
- 5.3.6 none
- 5.3.7 none
- 5.3.8 min at  $x = 7\pi/12 + k\pi$ , max at  $x = -\pi/12 + k\pi$ , for integer  $k$ .
- 5.3.9 local min at  $x = 49$
- 5.3.12 one
- 5.3.16 min at  $x = 1/2$
- 5.3.17 min at  $x = -1$ , max at  $x = 1$
- 5.3.18 max at  $x = 2$ , min at  $x = 4$
- 5.3.19 min at  $x = \pm 1$ , max at  $x = 0$ .
- 5.3.20 min at  $x = 1$
- 5.3.21 none
- 5.3.22 none
- 5.3.23 min at  $x = 7\pi/12 + k\pi$ , max at  $x = -\pi/12 + k\pi$ , for integer  $k$ .
- 5.3.24 none
- 5.3.25 max at  $x = 0$ , min at  $x = \pm 11$
- 5.3.26 min at  $x = -3/2$ , neither at  $x = 0$
- 5.3.27 min at  $n\pi$ , max at  $\pi/2 + n\pi$
- 5.3.28 min at  $2n\pi$ , max at  $(2n + 1)\pi$
- 5.3.29 min at  $\pi/2 + 2n\pi$ , max at  $3\pi/2 + 2n\pi$
- 5.3.32 min at  $x = 1/2$
- 5.3.33 min at  $x = -1$ , max at  $x = 1$
- 5.3.34 max at  $x = 2$ , min at  $x = 4$
- 5.3.35 min at  $x = \pm 1$ , max at  $x = 0$ .
- 5.3.36 min at  $x = 1$

5.3.37 none

5.3.38 none

5.3.39 min at  $x = 7\pi/12 + n\pi$ , max at  $x = -\pi/12 + n\pi$ , for integer  $n$ .

5.3.40 max at  $x = 63/64$

5.3.41 max at  $x = 7$

5.3.42 max at  $-5^{-1/4}$ , min at  $5^{-1/4}$

5.3.43 none

5.3.44 max at  $-1$ , min at  $1$

5.3.45 min at  $2^{-1/3}$

5.3.46 none

5.3.47 min at  $n\pi$

5.3.48 max at  $n\pi$ , min at  $\pi/2 + n\pi$

5.3.49 max at  $\pi/2 + 2n\pi$ , min at  $3\pi/2 + 2n\pi$

5.3.50 concave up everywhere

5.3.51 concave up when  $x < 0$ , concave down when  $x > 0$

5.3.52 concave down when  $x < 3$ , concave up when  $x > 3$

5.3.53 concave up when  $x < -1/\sqrt{3}$  or  $x > 1/\sqrt{3}$ , concave down when  $-1/\sqrt{3} < x < 1/\sqrt{3}$

5.3.54 concave up when  $x < 0$  or  $x > 2/3$ , concave down when  $0 < x < 2/3$

5.3.55 concave up when  $x < 0$ , concave down when  $x > 0$

5.3.56 concave up when  $x < -1$  or  $x > 1$ , concave down when  $-1 < x < 0$  or  $0 < x < 1$

5.3.57 concave down on  $((8n-1)\pi/4, (8n+3)\pi/4)$ , concave up on  $((8n+3)\pi/4, (8n+7)\pi/4)$ , for integer  $n$

5.3.58 concave down everywhere

5.3.59 concave up on  $(-\infty, (21 - \sqrt{497})/4)$  and  $(21 + \sqrt{497})/4, \infty)$

5.3.60 concave up on  $(0, \infty)$

5.3.61 concave down on  $(2n\pi/3, (2n+1)\pi/3)$

- 5.3.62 concave up on  $(0, \infty)$
- 5.3.63 concave up on  $(-\infty, -1)$  and  $(0, \infty)$
- 5.3.64 concave down everywhere
- 5.3.65 concave up everywhere
- 5.3.66 concave up on  $(\pi/4 + n\pi, 3\pi/4 + n\pi)$
- 5.3.67 inflection points at  $n\pi, \pm \arcsin(\sqrt{2/3}) + n\pi$
- 5.3.68 up/incr:  $(3, \infty)$ , up/decr:  $(-\infty, 0), (2, 3)$ , down/decr:  $(0, 2)$
- 5.4.1  $c = 1/2$
- 5.4.2  $c = \sqrt{18} - 2$
- 5.4.6  $x^3/3 + 47x^2/2 - 5x + k$
- 5.4.7  $\arctan x + k$
- 5.4.8  $x^4/4 - \ln x + k$
- 5.4.9  $-\cos(2x)/2 + k$
- 5.5.1  $25 \times 25$
- 5.5.2  $P/4 \times P/4$
- 5.5.3  $w = l = 2 \cdot 5^{2/3}, h = 5^{2/3}, h/w = 1/2$
- 5.5.4  $\sqrt[3]{100} \times \sqrt[3]{100} \times 2\sqrt[3]{100}, h/s = 2$
- 5.5.5  $w = l = 2^{1/3}V^{1/3}, h = V^{1/3}/2^{2/3}, h/w = 1/2$
- 5.5.6 1250 square feet
- 5.5.7  $l^2/8$  square feet
- 5.5.8 \$5000
- 5.5.9 100
- 5.5.10  $r^2$
- 5.5.11  $h/r = 2$
- 5.5.12  $h/r = 2$
- 5.5.13  $r = 5, h = 40/\pi, h/r = 8/\pi$

5.5.14  $8/\pi$

5.5.15  $4/27$

5.5.16 (a) 2, (b)  $7/2$

5.5.17  $\frac{\sqrt{3}}{6} \times \frac{\sqrt{3}}{6} + \frac{1}{2} \times \frac{1}{4} - \frac{\sqrt{3}}{12}$

5.5.18 (a)  $a/6$ , (b)  $(a + b - \sqrt{a^2 - ab + b^2})/6$

5.5.19 1.5 meters wide by 1.25 meters tall

5.5.20 If  $k \leq 2/\pi$  the ratio is  $(2 - k\pi)/4$ ; if  $k \geq 2/\pi$ , the ratio is zero: the window should be semicircular with no rectangular part.

5.5.21  $a/b$

5.5.22  $1/\sqrt{3} \approx 58\%$

5.5.23  $18 \times 18 \times 36$

5.5.24  $r = 5/(2\pi)^{1/3} \approx 2.7$  cm,  
 $h = 5 \cdot 2^{5/3}/\pi^{1/3} = 4r \approx 10.8$  cm

5.5.25  $h = \frac{750}{\pi} \left( \frac{2\pi^2}{750^2} \right)^{1/3}$ ,  $r = \left( \frac{750^2}{2\pi^2} \right)^{1/6}$

5.5.26  $h/r = \sqrt{2}$

5.5.27  $1/2$

5.5.28 \$7000

5.6.1  $1/(16\pi)$  cm/s

5.6.2  $3/(1000\pi)$  meters/second

5.6.3  $1/4$  m/s

5.6.4  $-6/25$  m/s

5.6.5  $80\pi$  mi/min

5.6.6  $3\sqrt{5}$  ft/s

5.6.7  $20/(3\pi)$  cm/s

5.6.8  $13/20$  ft/s

**5.6.9**  $5\sqrt{10}/2$  m/s

**5.6.10**  $75/64$  m/min

**5.6.11** tip: 6 ft/s, length:  $5/2$  ft/s

**5.6.12** tip:  $20/11$  m/s, length:  $9/11$  m/s

**5.6.13**  $380/\sqrt{3} - 150 \approx 69.4$  mph

**5.6.14**  $500/\sqrt{3} - 200 \approx 88.7$  km/hr

**5.6.15**  $4000/49$  m/s

**6.1.1** 10

**6.1.2**  $35/3$

**6.1.3**  $x^2$

**6.1.4**  $2x^2$

**6.1.5**  $2x^2 - 8$

**6.1.6**  $2b^2 - 2a^2$

**6.1.7** 4 rectangles:  $41/4 = 10.25$ , 8 rectangles:  $183/16 = 11.4375$

**6.1.8**  $23/4$

**6.2.1**  $87/2$

**6.2.2** 2

**6.2.3**  $\ln(10)$

**6.2.4**  $e^5 - 1$

**6.2.5**  $3^4/4$

**6.2.6**  $2^6/6 - 1/6$

**6.2.7**  $x^2 - 3x$

**6.2.8**  $2x(x^4 - 3x^2)$

**6.2.9**  $e^{x^2}$

**6.2.10**  $2xe^{x^4}$

**6.2.11**  $\tan(x^2)$

**6.2.12**  $2x \tan(x^4)$

**6.3.1**  $(16/3)x^{3/2} + C$

**6.3.2**  $t^3 + t + C$

**6.3.3**  $8\sqrt{x} + C$

**6.3.4**  $-2/z + C$

**6.3.5**  $7 \ln s + C$

**6.3.6**  $(5x + 1)^3/15 + C$

**6.3.7**  $(x - 6)^3/3 + C$

**6.3.8**  $2x^{5/2}/5 + C$

**6.3.9**  $-4/\sqrt{x} + C$

**6.3.10**  $4t - t^2 + C, t < 2; t^2 - 4t + 8 + C, t \geq 2$

**7.1.1**  $-(1 - t)^{10}/10 + C$

**7.1.2**  $x^5/5 + 2x^3/3 + x + C$

**7.1.3**  $(x^2 + 1)^{101}/202 + C$

**7.1.4**  $-3(1 - 5t)^{2/3}/10 + C$

**7.1.5**  $(\sin^4 x)/4 + C$

**7.1.6**  $-(100 - x^2)^{3/2}/3 + C$

**7.1.7**  $-2\sqrt{1 - x^3}/3 + C$

**7.1.8**  $\sin(\sin \pi t)/\pi + C$

**7.1.9**  $1/(2 \cos^2 x) = (1/2) \sec^2 x + C$

**7.1.10**  $-\ln |\cos x| + C$

**7.1.11**  $0$

**7.1.12**  $\tan^2(x)/2 + C$

**7.1.13**  $1/4$

**7.1.14**  $-\cos(\tan x) + C$

**7.1.15**  $1/10$

$$7.1.16 \quad \sqrt{3}/4$$

$$7.1.17 \quad (27/8)(x^2 - 7)^{8/9}$$

$$7.1.18 \quad -(3^7 + 1)/14$$

$$7.1.19 \quad 0$$

$$7.1.20 \quad f(x)^2/2$$

$$7.2.1 \quad x/2 - \sin(2x)/4 + C$$

$$7.2.2 \quad -\cos x + (\cos^3 x)/3 + C$$

$$7.2.3 \quad 3x/8 - (\sin 2x)/4 + (\sin 4x)/32 + C$$

$$7.2.4 \quad (\cos^5 x)/5 - (\cos^3 x)/3 + C$$

$$7.2.5 \quad \sin x - (\sin^3 x)/3 + C$$

$$7.2.6 \quad (\sin^3 x)/3 - (\sin^5 x)/5 + C$$

$$7.2.7 \quad -2(\cos x)^{5/2}/5 + C$$

$$7.2.8 \quad \tan x - \cot x + C$$

$$7.2.9 \quad (\sec^3 x)/3 - \sec x + C$$

$$7.2.10 \quad -\cos x + \sin x + C$$

$$7.2.11 \quad \frac{3}{2} \ln |\sec x + \tan x| + \tan x + \frac{1}{2} \sec x \tan x + C$$

$$7.2.12 \quad \frac{\tan^5(x^2)}{10} + C$$

$$7.3.1 \quad x\sqrt{x^2 - 1}/2 - \ln|x + \sqrt{x^2 - 1}|/2 + C$$

$$7.3.2 \quad x\sqrt{9 + 4x^2}/2 + (9/4) \ln|2x + \sqrt{9 + 4x^2}| + C$$

$$7.3.3 \quad -(1 - x^2)^{3/2}/3 + C$$

$$7.3.4 \quad \arcsin(x)/8 - \sin(4 \arcsin x)/32 + C$$

$$7.3.5 \quad \ln|x + \sqrt{1 + x^2}| + C$$

$$7.3.6 \quad (x + 1)\sqrt{x^2 + 2x}/2 - \ln|x + 1 + \sqrt{x^2 + 2x}|/2 + C$$

$$7.3.7 \quad -\arctan x - 1/x + C$$

$$7.3.8 \quad 2 \arcsin(x/2) - x\sqrt{4 - x^2}/2 + C$$

$$7.3.9 \arcsin(\sqrt{x}) - \sqrt{x}\sqrt{1-x} + C$$

$$7.3.10 (2x^2 + 1)\sqrt{4x^2 - 1}/24 + C$$

$$7.4.1 \cos x + x \sin x + C$$

$$7.4.2 x^2 \sin x - 2 \sin x + 2x \cos x + C$$

$$7.4.3 (x - 1)e^x + C$$

$$7.4.4 (1/2)e^{x^2} + C$$

$$7.4.5 (x/2) - \sin(2x)/4 + C = \\ (x/2) - (\sin x \cos x)/2 + C$$

$$7.4.6 x \ln x - x + C$$

$$7.4.7 (x^2 \arctan x + \arctan x - x)/2 + C$$

$$7.4.8 -x^3 \cos x + 3x^2 \sin x + 6x \cos x - 6 \sin x + C$$

$$7.4.9 x^3 \sin x + 3x^2 \cos x - 6x \sin x - 6 \cos x + C$$

$$7.4.10 x^2/4 - (\cos^2 x)/4 - (x \sin x \cos x)/2 + C$$

$$7.4.11 x/4 - (x \cos^2 x)/2 + (\cos x \sin x)/4 + C$$

$$7.4.12 x \arctan(\sqrt{x}) + \arctan(\sqrt{x}) - \sqrt{x} + C$$

$$7.4.13 2 \sin(\sqrt{x}) - 2\sqrt{x} \cos(\sqrt{x}) + C$$

$$7.4.14 \sec x \csc x - 2 \cot x + C$$

$$7.5.1 -\ln|x - 2|/4 + \ln|x + 2|/4 + C$$

$$7.5.2 -x^3/3 - 4x - 4 \ln|x - 2| + \\ 4 \ln|x + 2| + C$$

$$7.5.3 -1/(x + 5) + C$$

$$7.5.4 -x - \ln|x - 2| + \ln|x + 2| + C$$

$$7.5.5 -4x + x^3/3 + 8 \arctan(x/2) + C$$

$$7.5.6 (1/2) \arctan(x/2 + 5/2) + C$$

$$7.5.7 x^2/2 - 2 \ln(4 + x^2) + C$$

$$7.5.8 (1/4) \ln|x + 3| - (1/4) \ln|x + 7| + C$$

$$7.5.9 (1/5) \ln|2x - 3| - (1/5) \ln|1 + x| + C$$



$$7.5.10 \quad (1/3) \ln |x| - (1/3) \ln |x + 3| + C$$

$$7.6.1 \quad T, S: 4 \pm 0$$

$$7.6.2 \quad T: 9.28125 \pm 0.281125; S: 9 \pm 0$$

$$7.6.3 \quad T: 60.75 \pm 1; S: 60 \pm 0$$

$$7.6.4 \quad T: 1.1167 \pm 0.0833; S: 1.1000 \pm 0.0167$$

$$7.6.5 \quad T: 0.3235 \pm 0.0026; S: 0.3217 \pm 0.000065$$

$$7.6.6 \quad T: 0.6478 \pm 0.0052; S: 0.6438 \pm 0.000033$$

$$7.6.7 \quad T: 2.8833 \pm 0.0834; S: 2.9000 \pm 0.0167$$

$$7.6.8 \quad T: 1.1170 \pm 0.0077; S: 1.1114 \pm 0.0002$$

$$7.6.9 \quad T: 1.097 \pm 0.0147; S: 1.089 \pm 0.0003$$

$$7.6.10 \quad T: 3.63 \pm 0.087; S: 3.62 \pm 0.032$$

$$7.8.1 \quad \frac{(t+4)^4}{4} + C$$

$$7.8.2 \quad \frac{(t^2-9)^{5/2}}{5} + C$$

$$7.8.3 \quad \frac{(e^{t^2}+16)^2}{4} + C$$

$$7.8.4 \quad \cos t - \frac{2}{3} \cos^3 t + C$$

$$7.8.5 \quad \frac{\tan^2 t}{2} + C$$

$$7.8.6 \quad \ln |t^2 + t + 3| + C$$

$$7.8.7 \quad \frac{1}{8} \ln |1 - 4/t^2| + C$$

$$7.8.8 \quad \frac{1}{25} \tan(\arcsin(t/5)) + C = \frac{t}{25\sqrt{25-t^2}} + C$$

$$7.8.9 \quad \frac{2}{3} \sqrt{\sin 3t} + C$$

$$7.8.10 \quad t \tan t + \ln |\cos t| + C$$

$$7.8.11 \quad 2\sqrt{e^t + 1} + C$$

$$7.8.12 \quad \frac{3t}{8} + \frac{\sin 2t}{4} + \frac{\sin 4t}{32} + C$$

$$7.8.13 \quad \frac{\ln |t|}{3} - \frac{\ln |t+3|}{3} + C$$

$$7.8.14 \quad \frac{-1}{\sin \arctan t} + C = -\sqrt{1+t^2}/t + C$$

$$7.8.15 \quad \frac{-1}{2(1+\tan t)^2} + C$$

$$7.8.16 \quad \frac{(t^2+1)^{5/2}}{5} - \frac{(t^2+1)^{3/2}}{3} + C$$

$$7.8.17 \quad \frac{e^t \sin t - e^t \cos t}{2} + C$$

$$7.8.18 \quad \frac{(t^{3/2} + 47)^4}{6} + C$$

$$7.8.19 \quad \frac{2}{3(2-t^2)^{3/2}} - \frac{1}{(2-t^2)^{1/2}} + C$$

$$7.8.20 \quad \frac{\ln |\sin(\arctan(2t/3))|}{9} + C = (\ln(4t^2) - \ln(9+4t^2))/18 + C$$

$$7.8.21 \quad \frac{(\arctan(2t))^2}{4} + C$$

$$7.8.22 \quad \frac{3 \ln |t+3|}{4} + \frac{\ln |t-1|}{4} + C$$

$$7.8.23 \quad \frac{\cos^7 t}{7} - \frac{\cos^5 t}{5} + C$$

$$7.8.24 \quad \frac{-1}{t-3} + C$$

$$7.8.25 \quad \frac{-1}{\ln t} + C$$

$$7.8.26 \quad \frac{t^2(\ln t)^2}{2} - \frac{t^2 \ln t}{2} + \frac{t^2}{4} + C$$

$$7.8.27 \quad (t^3 - 3t^2 + 6t - 6)e^t + C$$

$$7.8.28 \quad \frac{5+\sqrt{5}}{10} \ln(2t+1-\sqrt{5}) + \frac{5-\sqrt{5}}{10} \ln(2t+1+\sqrt{5}) + C$$

8.1.1 It rises until  $t = 100/49$ , then falls. The position of the object at time  $t$  is  $s(t) = -4.9t^2 + 20t + k$ . The net distance traveled is  $-45/2$ , that is, it ends up  $45/2$  meters below where it started. The total distance traveled is  $6205/98$  meters.

**8.1.2**  $\int_0^{2\pi} \sin t \, dt = 0$

**8.1.3** net:  $2\pi$ , total:  $2\pi/3 + 4\sqrt{3}$

**8.1.4** 8

**8.1.5**  $17/3$

**8.1.6**  $A = 18, B = 44/3, C = 10/3$

**8.2.1**  $8\sqrt{2}/15$

**8.2.2**  $1/12$

**8.2.3**  $9/2$

**8.2.4**  $4/3$

**8.2.5**  $2/3 - 2/\pi$

**8.2.6**  $3/\pi - 3\sqrt{3}/(2\pi) - 1/8$

**8.2.7**  $1/3$

**8.2.8**  $10\sqrt{5}/3 - 6$

**8.2.9**  $500/3$

**8.2.10** 2

**8.2.11**  $1/5$

**8.2.12**  $1/6$

**8.3.5**  $8\pi/3$

**8.3.6**  $\pi/30$

**8.3.7**  $\pi(\pi/2 - 1)$

**8.3.8** (a)  $114\pi/5$  (b)  $74\pi/5$  (c)  $20\pi$   
(d)  $4\pi$

**8.3.9**  $16\pi, 24\pi$

**8.3.11**  $\pi h^2(3r - h)/3$

**8.3.13**  $2\pi$

**8.4.1**  $2/\pi; 2/\pi; 0$

8.4.2  $4/3$

8.4.3  $1/A$

8.4.4  $\pi/4$

8.4.5  $-1/3, 1$

8.4.6  $-4\sqrt{1224}$  ft/s;  $-8\sqrt{1224}$  ft/s

8.5.1  $\approx 5,305,028,516$  N-m

8.5.2  $\approx 4,457,854,041$  N-m

8.5.3  $367,500\pi$  N-m

8.5.4  $49000\pi + 196000/3$  N-m

8.5.5  $2450\pi$  N-m

8.5.6  $0.05$  N-m

8.5.7  $6/5$  N-m

8.5.8  $3920$  N-m

8.5.9  $23520$  N-m

8.5.10  $12740$  N-m

8.6.1  $(22\sqrt{22} - 8)/27$

8.6.2  $\ln(2) + 3/8$

8.6.3  $a + a^3/3$

8.6.4  $\ln((\sqrt{2} + 1)/\sqrt{3})$

8.6.6  $3/4$

8.6.7  $\approx 3.82$

8.6.8  $\approx 1.01$

8.6.9  $\sqrt{1+e^2} - \sqrt{2} + \frac{1}{2} \ln\left(\frac{\sqrt{1+e^2}-1}{\sqrt{1+e^2}+1}\right) + \frac{1}{2} \ln(3+2\sqrt{2})$

8.7.1  $8\pi\sqrt{3} - \frac{16\pi\sqrt{2}}{3}$

$$8.7.3 \quad \frac{730\pi\sqrt{730}}{27} - \frac{10\pi\sqrt{10}}{27}$$

$$8.7.4 \quad \pi + 2\pi e + \frac{1}{4}\pi e^2 - \frac{\pi}{4e^2} - \frac{2\pi}{e}$$

$$8.7.6 \quad 8\pi^2$$

$$8.7.7 \quad 2\pi + \frac{8\pi^2}{3\sqrt{3}}$$

$$8.7.8 \quad \begin{array}{l} a > b: 2\pi b^2 + \\ \quad \frac{2\pi a^2 b}{\sqrt{a^2 - b^2}} \arcsin(\sqrt{a^2 - b^2}/a), \\ a < b: 2\pi b^2 + \\ \quad \frac{2\pi a^2 b}{\sqrt{b^2 - a^2}} \ln\left(\frac{b}{a} + \frac{\sqrt{b^2 - a^2}}{a}\right) \end{array}$$

$$9.1.2 \quad y = \arctan t + C$$

$$9.1.3 \quad y = \frac{t^{n+1}}{n+1} + 1$$

$$9.1.4 \quad y = t \ln t - t + C$$

$$9.1.5 \quad y = n\pi, \text{ for any integer } n.$$

$$9.1.6 \quad \text{none}$$

$$9.1.7 \quad y = \pm\sqrt{t^2 + C}$$

$$9.1.8 \quad y = \pm 1, y = (1 + Ae^{2t})/(1 - Ae^{2t})$$

$$9.1.9 \quad y^4/4 - 5y = t^2/2 + C$$

$$9.1.10 \quad y = (2t/3)^{3/2}$$

$$9.1.11 \quad y = M + Ae^{-kt}$$

$$9.1.12 \quad \frac{10 \ln(15/2)}{\ln 5} \approx 2.52 \text{ minutes}$$

$$9.1.13 \quad y = \frac{M}{1 + Ae^{-Mkt}}$$

$$9.1.14 \quad y = 2e^{3t/2}$$

$$9.1.15 \quad t = -\frac{\ln 2}{k}$$

$$9.1.16 \quad 600e^{-6 \ln 2/5} \approx 261 \text{ mg}; \frac{5 \ln 300}{\ln 2} \approx 41 \text{ days}$$

$$9.1.17 \quad 100e^{-200 \ln 2 / 191} \approx 48 \text{ mg}; \quad \frac{5730 \ln 50}{\ln 2} \approx 32339 \text{ years}$$

$$9.1.18 \quad y = y_0 e^{t \ln 2}$$

$$9.1.19 \quad 500e^{-5 \ln 2 / 4} \approx 210 \text{ g}$$

$$9.2.1 \quad y = Ae^{-5t}$$

$$9.2.2 \quad y = Ae^{2t}$$

$$9.2.3 \quad y = Ae^{-\arctan t}$$

$$9.2.4 \quad y = Ae^{-t^3/3}$$

$$9.2.5 \quad y = 4e^{-t}$$

$$9.2.6 \quad y = -2e^{3t-3}$$

$$9.2.7 \quad y = e^{1+\cos t}$$

$$9.2.8 \quad y = e^2 e^{-e^t}$$

$$9.2.9 \quad y = 0$$

$$9.2.10 \quad y = 0$$

$$9.2.11 \quad y = 4t^2$$

$$9.2.12 \quad y = -2e^{(1/t)-1}$$

$$9.2.13 \quad y = e^{1-t^{-2}}$$

$$9.2.14 \quad y = 0$$

$$9.2.15 \quad k = \ln 5, \quad y = 100e^{-t \ln 5}$$

$$9.2.16 \quad k = -12/13, \quad y = \exp(-13t^{1/13})$$

$$9.2.17 \quad y = 10^6 e^{t \ln(3/2)}$$

$$9.2.18 \quad y = 10e^{-t \ln(2)/6}$$

$$9.3.1 \quad y = Ae^{-4t} + 2$$

$$9.3.2 \quad y = Ae^{2t} - 3$$

$$9.3.3 \quad y = Ae^{-(1/2)t^2} + 5$$

$$9.3.4 \quad y = Ae^{-e^t} - 2$$

$$9.3.5 \quad y = Ae^t - t^2 - 2t - 2$$

$$9.3.6 \quad y = Ae^{-t/2} + t - 2$$

$$9.3.7 \quad y = At^2 - \frac{1}{3t}$$

$$9.3.8 \quad y = \frac{c}{t} + \frac{2}{3}\sqrt{t}$$

$$9.3.9 \quad y = A \cos t + \sin t$$

$$9.3.10 \quad y = \frac{A}{\sec t + \tan t} + 1 - \frac{t}{\sec t + \tan t}$$

$$9.4.1 \quad y(1) \approx 1.355$$

$$9.4.2 \quad y(1) \approx 40.31$$

$$9.4.3 \quad y(1) \approx 1.05$$

$$9.4.4 \quad y(1) \approx 2.30$$

$$9.5.1 \quad \frac{\omega + 1}{2\omega}e^{\omega t} + \frac{\omega - 1}{2\omega}e^{-\omega t}$$

$$9.5.2 \quad 2 \cos(3t) + 5 \sin(3t)$$

$$9.5.3 \quad -(1/4)e^{-5t} + (5/4)e^{-t}$$

$$9.5.4 \quad -2e^{-3t} + 2e^{4t}$$

$$9.5.5 \quad 5e^{-6t} + 20te^{-6t}$$

$$9.5.6 \quad (16t - 3)e^{4t}$$

$$9.5.7 \quad -2 \cos(\sqrt{5}t) + \sqrt{5} \sin(\sqrt{5}t)$$

$$9.5.8 \quad -\sqrt{2} \cos t + \sqrt{2} \sin t$$

$$9.5.9 \quad e^{-6t} (4 \cos t + 24 \sin t)$$

$$9.5.10 \quad 2e^{-3t} \sin(3t)$$

$$9.5.11 \quad 2 \cos(2t - \pi/6)$$

$$9.5.12 \quad 5\sqrt{2} \cos(10t - \pi/4)$$

$$9.5.13 \quad \sqrt{2}e^{-2t} \cos(3t - \pi/4)$$

$$9.5.14 \quad 5e^{4t} \cos(3t + \arcsin(4/5))$$

$$9.5.15 \quad (2 \cos(5t) + \sin(5t))e^{-2t}$$

$$9.5.16 \quad -(1/2)e^{-2t} \sin(2t)$$

$$9.6.1 \quad Ae^{5t} + Bte^{5t} + (6/169) \cos t - (5/338) \sin t$$

$$9.6.2 \quad Ae^{-\sqrt{2}t} + Bte^{-\sqrt{2}t} + 5$$

$$9.6.3 \quad A \cos(4t) + B \sin(4t) + (1/2)t^2 + (3/16)t - 5/16$$

$$9.6.4 \quad A \cos(\sqrt{2}t) + B \sin(\sqrt{2}t) - (\cos(5t) + \sin(5t))/23$$

$$9.6.5 \quad e^t(A \cos t + B \sin t) + e^{2t}/2$$

$$9.6.6 \quad Ae^{\sqrt{6}t} + Be^{-\sqrt{6}t} + 2 - t/3 - e^{-t}/5$$

$$9.6.7 \quad Ae^{-3t} + Be^{2t} - (1/5)te^{-3t}$$

$$9.6.8 \quad Ae^t + Be^{3t} + (1/2)te^{3t}$$

$$9.6.9 \quad A \cos(4t) + B \sin(4t) + (1/8)t \sin(4t)$$

$$9.6.10 \quad A \cos(3t) + B \sin(3t) - (1/2)t \cos(3t)$$

$$9.6.11 \quad Ae^{-6t} + Bte^{-6t} + 3t^2e^{-6t}$$

$$9.6.12 \quad Ae^{4t} + Bte^{4t} - t^2e^{4t}$$

$$9.6.13 \quad Ae^{-t} + Be^{-5t} + (4/5)$$

$$9.6.14 \quad Ae^{4t} + Be^{-3t} + (1/144) - (t/12)$$

$$9.6.15 \quad A \cos(\sqrt{5}t) + B \sin(\sqrt{5}t) + 8 \sin(2t)$$

$$9.6.16 \quad Ae^{2t} + Be^{-2t} + te^{2t}$$

$$9.6.17 \quad 4e^t + e^{-t} - 3t - 5$$

$$9.6.18 \quad -(4/27) \sin(3t) + (4/9)t$$

$$9.6.19 \quad e^{-6t}(2 \cos t + 20 \sin t) + 2e^{-4t}$$

$$9.6.20 \quad \left( -\frac{23}{325} \cos(3t) + \frac{592}{975} \sin(3t) \right) + \frac{23}{325} \cos t - \frac{11}{325} \sin t$$

$$9.6.21 \quad e^{-2t}(A \sin(5t) + B \cos(5t)) + 8 \sin(2t) + 25 \cos(2t)$$

$$9.6.22 \quad e^{-2t}(A \sin(2t) + B \cos(2t)) + (14/195) \sin t - (8/195) \cos t$$

$$9.7.1 \quad A \sin(t) + B \cos(t) - \cos t \ln |\sec t + \tan t|$$



$$9.7.2 \quad A \sin(t) + B \cos(t) + \frac{1}{5}e^{2t}$$

$$9.7.3 \quad A \sin(2t) + B \cos(2t) + \cos t - \sin t \cos t \ln |\sec t + \tan t|$$

$$9.7.4 \quad A \sin(2t) + B \cos(2t) + \frac{1}{2} \sin(2t) \sin^2(t) + \frac{1}{2} \sin(2t) \ln |\cos t| - \frac{t}{2} \cos(2t) + \frac{1}{4} \sin(2t) \cos(2t)$$

$$9.7.5 \quad Ae^{2t} + Be^{-3t} + \frac{t^3}{15}e^{2t} - \left( \frac{t^2}{5} - \frac{2t}{25} + \frac{2}{125} \right) \frac{e^{2t}}{5}$$

$$9.7.6 \quad Ae^t \sin t + Be^t \cos t - e^t \cos t \ln |\sec t + \tan t|$$

$$9.7.7 \quad Ae^t \sin t + Be^t \cos t - \frac{1}{10} \cos t (\cos^3 t + 3 \sin^3 t - 2 \cos t - \sin t) + \frac{1}{10} \sin t (\sin^3 t - 3 \cos^3 t - 2 \sin t + \cos t) = \frac{1}{10} \cos(2t) - \frac{1}{20} \sin(2t)$$

$$10.1.2 \quad \text{a) } \theta = \arctan(3) \quad \text{b) } r = -4 \csc \theta \quad \text{c) } r = \sec \theta \csc^2 \theta \quad \text{d) } r = \sqrt{5} \quad \text{e) } r^2 = \sin \theta \sec^3 \theta \quad \text{f) } r \sin \theta = \sin(r \cos \theta) \quad \text{g) } r = 2/(\sin \theta - 5 \cos \theta) \quad \text{h) } r = 2 \sec \theta \quad \text{i) } 0 = r^2 \cos^2 \theta - r \sin \theta + 1$$

$$10.1.4 \quad \text{a) } (x^2 + y^2)^2 = 4x^2y - (x^2 + y^2)y \quad \text{b) } (x^2 + y^2)^{3/2} = y^2 \quad \text{c) } x^2 + y^2 = x^2y^2 \quad \text{d) } x^4 + x^2y^2 = y^2$$

$$10.2.1 \quad \text{a) } (\theta \cos \theta + \sin \theta)/(-\theta \sin \theta + \cos \theta), (\theta^2 + 2)/(-\theta \sin \theta + \cos \theta)^3 \quad \text{b) } \frac{\cos \theta + 2 \sin \theta \cos \theta}{\cos^2 \theta - \sin^2 \theta - \sin \theta}, \frac{3(1 + \sin \theta)}{(\cos^2 \theta - \sin^2 \theta - \sin \theta)^3} \quad \text{c) } (\sin^2 \theta - \cos^2 \theta)/(2 \sin \theta \cos \theta), -1/(4 \sin^3 \theta \cos^3 \theta) \quad \text{d) } \frac{2 \sin \theta \cos \theta}{\cos^2 \theta - \sin^2 \theta}, \frac{2}{(\cos^2 \theta - \sin^2 \theta)^3} \quad \text{e) } \text{undefined} \quad \text{f) } \frac{2 \sin \theta - 3 \sin^3 \theta}{3 \cos^3 \theta - 2 \cos \theta}, \frac{3 \cos^4 \theta - 3 \cos^2 \theta + 2}{2 \cos^3 \theta (3 \cos^2 \theta - 2)^3}$$

$$10.3.1 \quad \text{a) } 1 \quad \text{b) } 9\pi/2 \quad \text{c) } \sqrt{3}/3 \quad \text{d) } \pi/12 + \sqrt{3}/16 \quad \text{e) } \pi a^2/4 \quad \text{f) } 41\pi/2$$

$$10.3.2 \quad 2 - \pi/2$$

$$10.3.3 \quad \pi/12$$

$$10.3.4 \quad 3\pi/16$$

$$10.3.5 \quad \pi/4 - 3\sqrt{3}/8$$

$$10.3.6 \quad \pi/2 + 3\sqrt{3}/8$$

$$10.3.7 \quad 1$$

$$10.3.8 \quad 3/2 - \pi/4$$

$$10.3.9 \quad \pi/3 + \sqrt{3}/2$$

$$10.3.10 \quad \pi/3 - \sqrt{3}/4$$

$$10.3.11 \quad 4\pi^3/3$$

**10.3.12**  $\pi^2$

**10.3.13**  $5\pi/24 - \sqrt{3}/4$

**10.3.14**  $7\pi/12 - \sqrt{3}$

**10.3.15**  $4\pi - \sqrt{15}/2 - 7 \arccos(1/4)$

**10.3.16**  $3\pi^3$

**10.4.6**  $x = t - \frac{\sin(t)}{2}, t = 1 - \frac{\cos(t)}{2}$

**10.5.1** There is a horizontal tangent at all multiples of  $\pi$ .

**10.5.2**  $9\pi/4$

**10.5.3**  $\int_0^{2\pi} \frac{1}{2} \sqrt{5 - 4 \cos t} dt$