

Evidence Synthesis

Number 161

Behavioral Counseling for Skin Cancer Prevention: A Systematic Evidence Review for the U.S. Preventive Services Task Force

Prepared for:

Agency for Healthcare Research and Quality
U.S. Department of Health and Human Services
5600 Fishers Lane
Rockville, MD 20857
www.ahrq.gov

Contract No. HHS-290-2015-00007-I

Prepared by:

Kaiser Permanente Evidence-based Practice Center
Kaiser Permanente Washington Health Research Institute, Seattle, WA
Kaiser Permanente Center for Health Research; Portland, OR

Investigators:

Nora B. Henrikson, PhD, MPH
Caitlin C. Morrison, MPH
Paula R. Blasi, MPH
Matt Nguyen, MPH
Kendall C. Shibuya, BA
Carrie D. Patnode, PhD, MPH

AHRQ Publication No. 17-05234-EF-1
March 2018

This report is based on research conducted by the Kaiser Permanente Research Affiliates Evidence-based Practice Center (EPC) under contract to the Agency for Healthcare Research and Quality (AHRQ), Rockville, MD (Contract No. HHS-2015-00007-I). The findings and conclusions in this document are those of the authors, who are responsible for its contents, and do not necessarily represent the views of AHRQ. Therefore, no statement in this report should be construed as an official position of AHRQ or of the U.S. Department of Health and Human Services.

The information in this report is intended to help health care decisionmakers—patients and clinicians, health system leaders, and policymakers, among others—make well-informed decisions and thereby improve the quality of health care services. This report is not intended to be a substitute for the application of clinical judgment. Anyone who makes decisions concerning the provision of clinical care should consider this report in the same way as any medical reference and in conjunction with all other pertinent information (i.e., in the context of available resources and circumstances presented by individual patients).

This report may be used, in whole or in part, as the basis for development of clinical practice guidelines and other quality enhancement tools, or as a basis for reimbursement and coverage policies. AHRQ or U.S. Department of Health and Human Services endorsement of such derivative products may not be stated or implied.

None of the investigators has any affiliations or financial involvement that conflicts with the material presented in this report.

Acknowledgments

The authors gratefully acknowledge the following individuals for their contributions to this project: Jennifer Lin, MD, MCR, Director of the Kaiser Permanente Research Affiliates Evidence-Based Practice Center, Jennifer Crowell, MD, MPH, and Tracy Wolff, MD, MPH, at AHRQ; current and former members of the U.S. Preventive Services Task Force who contributed to topic deliberations; Deborah Bowen, PhD, for expert consultation; Smyth Lai, MLS, for creating and conducting literature searches; Nadia Redmond for assistance with meta-analyses; Aruna Kamineni, PhD, MPH, for contributions to the research plan; Vina Graham and Michelle Chapdelaine, MPH, for administrative assistance; Gabrielle Gunderson, MPH, for project management assistance; Michael Goldstein, MD, Monika Janda, PhD, DeAnn Lazovich, PhD, Sancy Leachman, MD, PhD, and Yelena Wu, PhD, for expert feedback on the draft report; and the Centers for Disease Control and Prevention Skin Cancer Workgroup and Christopher Bengson, MD, MHS, for expert review of this report.

Suggested Citation

Henrikson NB, Morrison CC, Blasi PR, Nguyen M, Shibuya KC, Patnode CD. Behavioral Counseling for Skin Cancer Prevention: A Systematic Evidence Review for the U.S. Preventive Services Task Force. Evidence Synthesis. No. 161. AHRQ Publication No. 17-05234-EF-1. Rockville, MD: Agency for Healthcare Research and Quality; 2018.

Structured Abstract

Objective: We conducted a systematic evidence review to support the U.S. Preventive Services Task Force (USPSTF) in updating their recommendations on behavioral counseling for skin cancer primary prevention and on secondary prevention with skin self-exam. Our review addresses the following Key Questions (KQs):

1. Does counseling patients in skin cancer prevention improve a) intermediate outcomes (sunburn or precursor lesions) or b) skin cancer outcomes (melanoma, squamous cell, or basal cell carcinoma incidence, morbidity, or mortality)?
2. Do primary care-relevant counseling interventions improve skin cancer prevention behaviors?
3. What are the harms of counseling interventions for skin cancer prevention?
4. What is the association between skin self-examination and skin cancer outcomes (melanoma, squamous cell, or basal cell carcinoma incidence, morbidity, or mortality)?
5. What are the harms of skin self-examination?

Data Sources: We searched Cochrane Central Register of Controlled Trials, Medline, and PubMed to locate relevant studies for all KQs. For counseling on sun protection behaviors we searched for articles published from 2009 to March 31, 2016. For skin self-exam we searched for articles published from August 2005 to March 31, 2016. We supplemented our database searches by reviewing reference lists from recent and relevant systematic reviews. We also searched ClinicalTrials.gov and WHO International Clinical Trials Registry Platform (ICTRP), for relevant ongoing behavioral intervention trials. We updated our search on June 7, 2017.

Study Selection: We reviewed 2,100 abstracts and 355 articles against specified inclusion criteria. Eligible studies included those written in English and conducted in people of any age or in caregivers of younger children, conducted in settings affiliated with primary care. Intermediate outcomes of interest were sunburn, nevi, and actinic keratosis; health outcomes included melanoma, basal cell or squamous cell carcinoma incidence, morbidity or mortality. Behavioral outcomes of interest were sun protection behaviors (e.g., composite scores, use of protective clothing, sun avoidance, use of sunscreen), skin self-exam, or indoor tanning use. Any harm of behavioral counseling intervention was of interest. We conducted dual, independent critical appraisal of all provisionally included studies and abstracted all important study details and results from fair- and good-quality studies.

Data Analysis: Data were independently abstracted by one reviewer and confirmed by another. We synthesized the results for health outcomes and adverse events for pediatric and adult populations separately. The data did not allow for quantitative pooling due to the limited number of contributing studies and the variability of the outcomes measured. For sun protection and skin self-exam behavioral outcomes, we present forest plots showing the standardized mean differences in change between groups (using the Cohen's *d* statistic) to illustrate the range of effects seen across studies, but we do not provide pooled estimates. We summarized the overall strength of evidence for each KQ for child/adolescent populations and adult/young adult populations.

Results: We included 21 trials that reported the impact of primary care-relevant behavioral interventions on skin cancer outcomes, sunburn, and sun protection behaviors. Six trials were conducted among child or adolescent populations (n=4252); 16 trials reported data in adult populations (n=16,309), and three of those were conducted exclusively in young adults (n=1528).

Intermediate and health outcomes. None of the six trials among children and adolescents reported skin cancer outcomes (KQ1). Three trials assessing parent-reported sunburn outcomes in children ages 3–10 generally found no intervention effect. A trial among six-year-olds (n=867) found a small intervention effect on nonsevere sunburn (effect size, -0.25 [95% CI -0.47 to -0.04], p=0.02); but no effect on severe, blistering sunburn at 3 years. This same trial found no difference between the mean number of small or large nevi between intervention and control group children at 3-year followup.

One trial of six in adult populations found an intervention effect for sunburn outcomes. In a trial of online education for young adults (n=965, 86% fair skin), the proportion of participants reporting red/painful sunburn in the past month decreased more markedly from baseline to 3 months in the intervention group compared to two other groups (54.5% to 26.3% in the intervention group; 51.5% to 38.2% in the public website group; 56.3% to 41.2% in the assessment-only control group, p=0.014 for intervention-assessment only comparison). One trial (n=1356) assessed skin cancer outcomes at 12 months after a skin self-exam intervention, and found no difference in numbers of cancers and atypical nevi detected in intervention and control groups.

Behavioral outcomes. All six trials among children and adolescents reported the effect of interventions on composite sun protection behaviors; five of the six trials found a statistically significant benefit on parent-reported composite sun protection scores compared with controls at 3-month to 3-year followup. Standardized mean differences (Cohen's *d*) effect sizes ranged from 0 to 0.96, with the three larger trials suggesting small to moderate effect ranging from 0.16 to 0.50 (average around 0.32). Effects on sunscreen use and other individual sun protection behaviors were generally consistent within each trial, and there were no apparent trends in the effectiveness of the interventions according to intervention or population characteristics.

In 12 trials reporting sun protection behaviors among adults, evidence was mixed. One trial among young adults and five trials among adult populations found increases in sun protection composite measures compared to control groups. Standardized effect sizes ranged from -0.46 (favoring control group) to 0.57 (favoring the intervention group), and between 0.10 and 0.20 for most studies. Sunscreen use was the most commonly reported individual behavior. Only one in three trials found a significant change in self-reported indoor tanning behavior, a trial of an appearance-focused intervention among young adult female indoor tanners found an attenuated increase in mean number of indoor tanning sessions from baseline to 6 months in the intervention group (mean 4.67 to 6.8 sessions in previous 3 months) compared to a larger increase (mean 4.48 to 10.9 sessions) in the control group (p<0.001). We found no consistent patterns of intervention effectiveness by age or by intervention component, though trials of longer duration or more contacts with participants tended to find intervention effects. Evidence for skin self-exam was more consistent, with 9 of 11 trials finding significant increases in self-

reported skin self-exam compared to control conditions. Odds ratios for skin exam in intervention groups compared to control groups ranged from 1.16 to 2.64.

Harms (adults only). No harms were assessed in trials of children or adolescents. Only two trials reported harms in adult trials. One trial focused on skin self-exam (n=1356) found that more intervention group participants reported a skin procedure compared to the attention-control group between 0 and 6 months (8.0% vs. 3.6%, p=0.0005). However, between 6 and 12 months, the proportions were similar between groups: (3.9% and 3.3%, not significant [NS]).

In one study of single-session primary care provider counseling with risk assessment and feedback compared to no intervention (n=217), a slightly higher proportion of adults in the intervention group versus control group reported worrying about developing melanoma, but this difference was not significant (28.9% vs. 18.4%, p=0.16).

No trials met our inclusion criteria for KQ4, on the association between skin self-exam and skin cancer outcomes, or for KQ5, on the harms of skin self-exam.

Limitations: Trials of behavioral interventions used self-reported outcomes, which are subject to bias. The clinical relevance of incremental changes in composite measures of sun protection behaviors is difficult to assess. There were no new studies among children aged 0-3 or adolescents, and few studies among young adults. Skin cancer outcomes were reported only in a single study focused on skin self-exam.

Conclusions: The body of evidence on the impact of behavioral interventions has increased substantially since the previous review, and generally reaffirms its findings, adding new but limited evidence on intermediate and health outcomes and for behavioral outcomes in children aged 3–10. The current fair-to-good evidence base suggests that behavioral interventions can increase sun protection behavior with few harms in both pediatric and, less consistently, in adult populations; but there is no consistent evidence that interventions are associated with improved sunburn frequency in children or adults. Interventions can increase skin self-exam in adults relative to control conditions, but may also lead to increased skin procedures without detecting additional atypical nevi or skin cancers.

Table of Contents

Chapter 1. Introduction	1
Condition Definition	1
Prevalence and Burden	1
Etiology and Natural History	2
Association Between UV Exposure and Skin Cancer	4
Indoor Tanning and Skin Cancer	4
Sun Exposure and Skin Cancer	5
Sunscreen Use and Skin Cancer	6
Potential Harms of Sun Protection Behaviors	6
Association Between UV Exposure and Other Health Outcomes	8
Association Between Skin Self-Exam and Skin Cancer Outcomes.....	8
Skin Self-Exam Potential Harms	9
Current Prevalence of Sunburn, Sun Protection Behaviors, and Skin Self-Exam.....	9
Current Clinical Practice in the United States	10
Recommendations of Other Groups.....	10
Previous USPSTF Recommendations.....	11
Chapter 2. Methods	12
Scope and Purpose	12
Analytic Framework and Key Questions	12
Data Sources and Searches	13
Study Selection	13
Quality Assessment and Data Abstraction.....	14
Data Synthesis and Analysis	14
Grading the Strength of the Body of Evidence	15
Expert Review and Public Comment.....	15
AHRQ and USPSTF Involvement	16
Chapter 3. Results	17
Description of Included Studies.....	17
Literature Search Results	17
Quality.....	17
Outcome Assessment	18
Results: Children and Adolescents	18
Study Characteristics	18
Summary of Results.....	19
Detailed Results by Key Question	20
Results: Adults and Young Adults.....	23
Study Characteristics	23
Summary of Results	24
Detailed Results by Key Question (Adults and Young Adults)	25
Chapter 4 Discussion	30
Summary of Evidence.....	30
Intermediate and Health Outcomes.....	30
Behavioral Outcomes.....	31

Harms of Behavioral Intervention	31
Intervention Considerations Across Age Groups	33
Applicability to U.S. Health Care	33
Limitations of Included Studies	34
Limitations of Our Approach.....	35
Future Research Needs	35
Conclusion	36
References	37

Figures

- Figure 1. Analytic Framework and Key Questions
- Figure 2. Standardized Mean Difference of Sun Protection Composite Scores in Children (KQ2)
- Figure 3. Standardized Mean Difference of Sun Protection Composite Scores in Adults (KQ2)
- Figure 4. Odds of Conducting Skin Self-Exam in Adults (KQ2)

Tables

- Table 1. Description of Included Trials
- Table 2. Summary of Outcomes Assessed, by Study
- Table 3. Description of Interventions, by Population
- Table 4. Detailed Intervention Descriptions, by Population
- Table 5. Association Between Counseling Interventions and Intermediate Outcomes or Skin Cancer Outcomes (KQ1): Children and Adolescents
- Table 6. Association Between Counseling Interventions and Skin Cancer Prevention Behaviors (KQ2): Children and Adolescents
- Table 7. Association Between Counseling Interventions and Intermediate Outcomes or Skin Cancer Outcomes (KQ1): Adults and Young Adults
- Table 8. Association Between Counseling Interventions and Skin Cancer Prevention Behaviors (KQ2): Adults and Young Adults
- Table 9. Harms of Behavioral Counseling for Skin Cancer Prevention (KQ3)
- Table 10. Summary of Evidence, by Population and Key Question

Chapter 1. Introduction

The Agency for Healthcare Research and Quality (AHRQ) has requested an updated evidence review on behavioral counseling for the prevention of skin cancer. Behavioral counseling can refer to various preventive services designed to encourage people to engage in healthy behaviors and reduce unhealthy behaviors.¹ The United States Preventive Services Task Force (USPSTF) will use this review to update its 2012 recommendation on behavioral counseling for skin cancer prevention^{2, 3} and its 2009 recommendation on skin self-exam for skin cancer detection.^{4, 5}

Condition Definition

Skin cancer is an abnormal growth of cells that begins in the outermost (epidermal) layer of the skin. Skin cancer is broadly classified as melanoma and non-melanoma skin cancer (NMSC). Most NMSCs are keratinocyte carcinoma, which includes basal cell carcinomas (BCC) and squamous cell carcinomas (SCC).⁶ Both BCC and SCC typically develop in sun-exposed areas of the body.⁷ Melanomas arise from pigment-producing cells (melanocytes) and are the least common skin cancers, but are more likely to grow and spread if not treated.⁸ The depth of vertical growth is directly related to prognosis.⁹⁻¹¹

There are four major histologic subtypes of melanoma:¹² superficial spreading, nodular, lentigo maligna melanoma, and acral lentiginous. Superficial spreading and nodular melanomas are the most common types. Nodular melanomas begin their vertical growth phase immediately, whereas other types may take decades.^{13, 14} Lentigo maligna melanomas are slow-growing tumors that appear most commonly on sun-exposed areas such as the face, neck and forearms.¹⁵ Acral lentiginous melanomas appear most commonly on the palms and soles of the feet, and are the most common subtype observed in people with dark skin.¹⁵ Different melanoma subtypes may follow distinct progression trajectories, and researchers are beginning to integrate genetic, clinical, and histopathological insights into the melanoma literature.¹⁶

Prevalence and Burden

Skin cancer is the most commonly diagnosed cancer in the United States. Precise estimates of basal cell and squamous cell carcinomas are not available since non-melanoma skin cancers are not required to be reported to cancer registries. Based on data from the Medical Expenditure Panel Survey, a 2015 study estimated that about 4.3 million U.S. adults were treated for NMSC annually between 2007 and 2011. This finding aligns with a 2013 study that used U.S. and Australian data to compare melanoma incidence; after accounting for population size differences, it estimated that 4.3 million NMSC cases were treated in the U.S. in 2010.¹⁷ The incidence of NMSC increases with age,¹⁸⁻²⁰ and is more common in men than in women.¹⁸⁻²⁰ Incidence appears to be increasing over time, possibly related to increased exposure to ultraviolet (UV) radiation, increased detection, and increased longevity. NMSC ranks fifth among the most costly cancers to treat according to Medicare claims data.²¹

Reliable estimates of NMSC mortality are not available for the U.S., but Australia has reported an average of 382 NMSC deaths per year (about 3 per 100,000 for males and 1 per 100,000 for females) for 1998–2005.²² Although NMSC mortality is elevated among immunocompromised individuals, death from these cancers is relatively uncommon in the general population.^{6, 23}

Melanoma incidence has been increasing more rapidly than most other potentially preventable cancers in the United States, but overall melanoma mortality rates have not increased significantly.²⁴⁻²⁶ An estimated 76,380 new cases of melanoma were expected in 2016.²⁷ It is the fifth leading incident cancer in men, the eighth in women, and the sixth leading cancer overall.^{28, 29} According to 2006–2012 Surveillance Epidemiology and End Results (SEER) data, the 5-year survival for melanoma is 91.5 percent, ranging from 98.4 percent for local stage disease to 17.9 percent for distant.^{29, 30} Although only two percent of all skin cancers are melanoma, it is estimated to cause more than 80% of skin cancer deaths,^{31, 32} with 10,130 expected in 2016.²⁷ The increase in melanoma incidence has been attributed to increased UV radiation exposure³³ and increased detection.³⁴

Melanoma incidence and mortality increase with age. Between 2008 and 2012, incidence was 12.6 cases per 100,000 in U.S. residents under age 65 compared to 83.7 cases per 100,000 in those aged 65 and older. During the same time period, observed mortality rates were 1.2 per 100,000 and 13.5 per 100,000 for <65 and ≥65 year-olds, respectively.³⁰

While the relationship between gender and melanoma incidence is complex and can vary by geographic location,³⁵ older men and younger women generally are at increased melanoma risk.³⁰ Overall age-adjusted melanoma incidence in the U.S. during 2008–2012 was 28.2 per 100,000 in men compared to 16.8 per 100,000 in women. Females aged 15–49 years had modestly higher incidence than their male counterparts, but the highest rates were observed in men aged 70 or older (116 to 188.4 per 100,000) and were more than double those of similarly-aged women (45.1 to 57.5 per 100,000). Although 5-year survival is similar for both men and women, age-adjusted melanoma mortality rates are higher in men than in women (4.1 vs. 1.7 deaths per 100,000 observed during 2008-2012).³⁰

Melanoma risk is highest among non-Hispanic whites, with an age-adjusted incidence of 30.2 per 100,000 during 2008–2012. Individuals of Hispanic ethnicity and Native Americans had a similar incidence (white Hispanics: 4.6 per 100,000; non-white Hispanics: 4.5 per 100,000; Native Americans: 4.0 per 100,000; blacks: 1.1 per 100,000). Although melanoma mortality rates are greater in whites (whites: 3.1 per 100,000 vs. blacks: 0.4 per 100,000 during 2008–2012), 5-year relative survival among individuals diagnosed during 2005–2011 was lower in blacks (69.4%) compared to whites (91.2%).³⁰

Etiology and Natural History

Basal cell carcinomas develop from the malignant proliferation of cells in the basal layer of the epidermis (basal keratinocytes) and rarely metastasize. Squamous cell carcinomas arise from keratinocytes in the mid-layer of the epidermis; a small proportion of these metastasize in the absence of treatment.³⁶⁻³⁸

Melanomas develop through a process of unregulated growth of melanocytes, melanin-producing cells found in the basal layer of the epidermis. Melanocytes may grow in a horizontal lentiginous pattern to appear on the skin as a freckle, and clusters of melanocytes may develop into nevi. Melanomas typically have metastatic potential when they infiltrate the dermis and begin a vertical growth phase into deeper layers of the skin. Although less common, thin melanomas that have not invaded the dermis or entered the vertical growth phase also can metastasize.³⁹

Important host factors include:

Sun-sensitive phenotypes. Individuals with fair skin, light-colored eyes, and red hair are at increased risk of skin cancer.⁴⁰⁻⁴² Fair skin that sunburns easily increases risk of melanoma 2-fold compared to skin phenotypes that never burn.⁴² Natural red hair and natural blond hair confer a 3.6-fold and 2-fold increase in melanoma risk, respectively, compared to natural dark hair.⁴²

Nevi. Increased number of nevi and atypical nevi are associated with an increased risk of melanoma.^{43, 44} Typical nevi are associated with increased risk in a dose-response manner based on the number of nevi present.^{45, 46} Atypical nevi also confer risk in a dose-response relationship with number, with a 1.5-fold increased risk associated with a single atypical nevus and a more than 6-fold increased risk associated with five atypical nevi compared to none.⁴³

History of skin cancer. Individuals with a history of NMSC are at increased risk of melanoma,⁴⁷ and a history of melanoma is associated with increased risk of developing a second primary melanoma.^{48, 49}

Family history and genetic disorders. Familial syndromes account for <7–10 percent of melanomas,^{50, 51} with pooled estimates suggesting that family history increases melanoma risk 1.7-fold⁴² and that melanoma risk is higher among those with multiple affected relatives.⁵² Individuals with familial atypical multiple mole and melanoma (FAMMM) syndrome have a high lifetime risk of developing melanoma, and those with basal cell nevus syndrome develop multiple basal cell carcinomas at an early age. Some evidence suggests that a family history of squamous cell carcinoma may confer increased risk of this same cancer.⁵³ Several rare genetic conditions also confer increased skin cancer risk, including xeroderma pigmentosum and albinism.⁵⁴

Genetic mutations. Mutations in certain known high-penetrance melanoma predisposition genes, such as *CDKN2A* and *CDK4*, are associated with an increased risk of developing melanoma. Mutations in the *CDKN2A* gene accounts for susceptibility in about 20-40% of melanoma families.^{55, 56}

Immunosuppression. Patients with immunosuppression—such as those who have acquired human immunodeficiency virus infection, have undergone organ transplantation, or are on immunosuppressive therapies—are at increased risk of melanoma and non-melanoma skin cancer.⁵⁷⁻⁶¹

Association Between UV Exposure and Skin Cancer

Ultraviolet radiation causes most skin cancers through damage to DNA,⁷ and represents the major environmental risk factor for all types of skin cancer.^{62, 63} Any tan or color to the skin after exposure signals UV damage. More severe damage presents as sunburn, a well-established risk factor for skin cancer especially when it occurs in childhood and is blistering or painful.^{64, 65} The World Health Organization's International Agency for Research on Cancer (IARC) has classified UV radiation, UV radiation-emitting devices, solar radiation, and indoor tanning devices as carcinogenic to humans (Group 1) with sufficient evidence linking these to melanoma and other skin cancers. Other Group 1 agents include tobacco, high-risk human papillomavirus, alcohol, formaldehyde, asbestos, and coal.⁶⁶ Sunlight is the major source of UV radiation; indoor tanning is also a source of exposure to UV radiation.⁶⁷

In its 2012 recommendation, the USPSTF found convincing evidence linking UV radiation exposure during childhood and youth to a moderately increased risk for skin cancer later in life; and for adults, adequate evidence linking UV radiation exposure to a small increase in skin cancer risk.⁶⁸

Our scan of observational studies published since the previous review confirms these associations and provides even stronger evidence for the risks of indoor tanning use;^{40, 69-79} continued mixed evidence on the role of ambient sun exposure in melanoma development;⁸⁰⁻⁸⁴ and new followup data from a randomized clinical trial (RCT) that suggests a protective effect for sunscreen use and melanoma development.⁸⁵

Indoor Tanning and Skin Cancer

A preponderance of recent evidence suggests indoor tanning increases risk of skin cancer, with a strong association for younger age at exposure. The previous USPSTF review found that regular indoor tanning was associated with increased melanoma risk (relative risk [RR] range 1.6 to 2.3),² and the IARC in 2006 estimated that people younger than age 35 at first indoor tanning exposure had a 1.75-fold increased melanoma risk compared with those aged 35 or older at first exposure.⁸⁶

In our scan of research published since the previous review, we found additional evidence for the risks of indoor tanning. A meta-analysis of 27 studies provides evidence for a dose-response relationship between indoor tanning in women under age 50 and melanoma risk, estimating a 1.8 percent increase in risk (95% confidence interval [CI] 0 to 3.8) for each additional session of sunbed use per year.⁶⁹ The meta-analysis also estimated that people younger than age 35 have a 1.59-fold increased melanoma risk compared to those aged 35 or older at first exposure.⁸⁷ Four additional studies have found a positive association between increasing indoor tanning frequency and increased melanoma risk (Odds Ratio [OR] 1.34 to 6.1).⁷⁰⁻⁷³

Two systematic reviews,^{69, 74} one cohort study,⁴⁰ and one case-control study⁷⁵ found evidence that ever versus never use of indoor tanning is associated with increased risk of squamous cell carcinoma (RR 1.67 to 2.23)^{40, 69, 74} and basal cell carcinoma (RR 1.09 to 1.29).^{69, 74, 75}

In addition, recent research suggests indoor tanning behaviors can co-occur with other high-risk sun exposure behaviors⁷⁶ and psychotropic medication use.⁷⁷ Indoor tanning patterns resemble addiction in some users.^{78,79} In the U.S., 43 states and the District of Columbia have laws regulating the use of indoor tanning by minors, and 15 of these states and the District of Columbia have banned minors from indoor tanning.⁸⁸

Sun Exposure and Skin Cancer

The previous USPSTF evidence review assessed 18 fair-quality studies, mainly with case control designs, examining the association between sun exposure and melanoma. The review found that total sun exposure in childhood was associated with an increased risk for melanoma (OR 1.81 to 4.4), and that occupational sun exposure may be associated with a decreased risk for melanoma. Increasing recreational sun exposure was associated with increased melanoma risk (OR 1.3 to 5.0), as was recreational sun exposure during childhood (OR 1.7 to 3.5),² but neither total nor chronic sun exposure was strongly associated with melanoma risk.²

Evidence published since the previous review remains mixed about the association between ambient sun exposure and melanoma risk.⁸⁰⁻⁸³ A cohort of non-Hispanic white individuals (n=450,934) aged 50–71 in the National Institutes of Health (NIH)-AARP Diet and Health Study was examined for associations between incident cancer and UV radiation exposure, assessed by linking daily reports from NASA's Total Ozone Mapping Spectrometer (TOMS) database with each participant's census tract location between 1978–1993 and 1996–2005. At 9-year followup, increased UV radiation exposure was associated with both increased melanoma risk (highest versus lowest quartile; hazard ratio [HR] 1.22, 95% CI 1.13 to 1.32; p<0.001)⁸⁰ and melanoma death (HR 1.13, 95% CI 1.02 to 1.25).⁸⁴

However, two large recent studies found no association between ambient sun exposure and melanoma risk. A meta-analysis of prospectively collected data of women and men aged 20 and older (n=250,151) in the Nurses' Health Study (1980–2008), the Nurses' Health Study 2 (1989–2009), and the Health Professionals Followup Study (1986–2008) confirmed an association between melanoma in situ risk and sunburn, but did not find an association between melanoma in situ risk and the ultraviolet index of the person's state of residence at birth, at age 15, or at age 30.⁸¹ Similarly, an analysis from the Women's Health Initiative (1993–2005, n=56,557) with a median followup of 11.9 years found no association between melanoma risk and ambient UV exposure during childhood and adulthood based on geographic residence.⁸³

The previous USPSTF review found evidence from 11 primarily fair-quality cohort and case-control studies that increasing intermittent or recreational sun exposure in childhood and over one's lifetime is associated with an increased risk for both squamous cell and basal cell carcinoma (OR 1.27 to 3.86). Four studies published since the previous review (two meta-analyses^{89,90} and two cohort studies^{83,91}) suggest an increased risk of NMSC in people with increased ambient UV radiation exposure.

Sunscreen Use and Skin Cancer

The previous USPSTF review found no clear protective or harmful association between sunscreen use and melanoma risk, based on one good-quality trial and nine observational studies.² Another systematic review of 15 pediatric studies (n=20,743 children) found that 12 of 15 studies did not suggest a protective effect of sunscreen against melanocytic nevi development in children; but 8 of 15 studies reported an association between sunscreen use and increased melanocytic nevi count.⁹²

Two recent publications suggest new evidence for a protective effect for sunscreen use and melanoma development in adults. Long-term followup data from the good-quality Nambour Skin Prevention Trial (n=1621)—which was included in the previous review^{85, 93}—and one case control study published since the previous review⁹⁴ suggest evidence for a protective effect of sunscreen against melanoma. In the Nambour trial, adults (mean age 49 years, 93.0% with fair or medium skin color) were randomly assigned to the sunscreen intervention group, which was asked to apply SPF 15 sunscreen daily, or to the control group, which was asked to continue their usual approach to sunscreen use. At 4.5 years, there were significantly fewer incident squamous cell carcinomas in the sunscreen intervention group compared with the control group, but no difference in BCC or melanoma. At 8-year followup, people randomly assigned to the sunscreen intervention group had a decreased risk only for squamous cell carcinoma compared with controls (RR, 0.65 [CI, 0.45 to 0.94]).⁹³ Follow up of the trial population has continued with regular questionnaires and searches of the regional cancer registry. The most recent report (2011) presented melanoma incidence estimates (n=1339, 82% of the original study population). Ten years after trial cessation (15 years since trial initiation), 11 incident melanomas had been identified in the sunscreen intervention group, and 22 in the control group. Overall melanoma risk was reduced in the sunscreen intervention group compared to controls after adjustment for sex, skin type, numbers of nevi, previous history of skin cancer, and sun exposure (adjusted HR 0.49; 95% CI 0.24 to 1.02). Risk reduction was most pronounced for invasive melanomas (3 in sunscreen intervention group versus 11 in control group; HR 0.27; 95% CI 0.08 to 0.97, p=0.045) compared with in situ melanomas (HR 0.73; 95% CI 0.29 to 1.81). Average melanoma thickness was 0.53 millimeters in the sunscreen intervention group and 1.2 millimeters in controls (p=0.08).⁸⁵

The large U.S.-based case-control study (2011) published since the previous review included cases (age 29–59 at diagnosis, n=1167) and age- and gender-matched controls (n=1101). Mean scores for SPF 15+ sunscreen use and other sun protection behaviors were low but higher in the control group than in cases (p<0.05). Routine sunscreen use, but no other measures of sunscreen use, was associated with lower likelihood of melanoma (adjusted OR 0.44, 95% CI 0.23 to 0.86).⁹⁴ Estimates of risk reduction attributed to other sun protection behaviors were similar (adjusted OR = 0.59, 95% CI 0.44 to 0.78).

Potential Harms of Sun Protection Behaviors

Potential harms of sun protection include skin reactions from sunscreen use, paradoxically increased sun exposure through false reassurance, vitamin D deficiency, reduced physical activity, and anxiety.^{2, 95-97} The previous USPSTF review found very little evidence and limited

potential harm from reduced sun exposure, including one trial suggesting that sun protection did not lead to decreased physical activity or increased body mass index in youth.⁹⁸ We found no recent studies on reduced physical activity as a harm of sun avoidance.

Sunscreen users may experience irritant, allergic, phototoxic, or photoallergic contact dermatitis after sunscreen use;⁹⁵ one study of Australian adults over age 40 (n=603) found that 19 percent of users developed an adverse reaction based on use in 1991–1992.⁹⁹ The previous USPSTF review concluded that sunscreen with a higher SPF may increase intentional sun exposure in healthy student volunteers but in general does not promote paradoxically increased sun exposure, based on six trials.² More recently, a cross-sectional analysis of data from the National Health and Nutrition Examination Survey (NHANES) (n=3052 white adults) found that frequent sunscreen use was associated with higher odds of multiple sunburns (OR=1.23, 95% CI 1.06 to 1.42, p=0.01).⁹⁶ A 2010 Danish population-based cross-sectional study (n=3,499) of people ages 15–59 found similar results, and 66 percent of people with sunburn reported using sunscreen to prolong time in the sun.⁹⁷

Sunlight is the body's main source of vitamin D, which is necessary for calcium absorption.¹⁰⁰ Sun exposure is positively associated with vitamin D levels.¹⁰¹⁻¹⁰⁴ An analysis of NHANES 2005-2006 data (n=4495) found an overall 41.6 percent prevalence of vitamin D deficiency in adults (defined as ≤ 20 ng/mL), with highest estimates in black (82.1%) and Hispanic individuals (69.2%) compared to white individuals (30.9%).¹⁰⁵ The previous review identified one trial finding that sunscreen use does not significantly decrease vitamin D levels or cause vitamin D deficiency.¹⁰⁶ More recently, neither a followup study of Nambour trial participants,¹⁰⁷ nor an analysis of NHANES data¹⁰⁸ found a decrease in vitamin D levels associated with sunscreen use.

Minimal ambient sun exposure a few days per week in summer (5–15 minutes for fair-skinned individuals and 15–30 minutes for dark-skinned individuals) may be sufficient to sustain vitamin D concentrations.¹⁰⁹⁻¹¹¹ The American Cancer Society, the office of the U.S. Surgeon General, and a coalition of seven U.K. medical societies have concluded that the benefits of sun protection outweigh the potential risk of vitamin D deficiency.^{109, 110, 112} The American Academy of Dermatology recommends against obtaining vitamin D from unprotected sun exposure or indoor tanning devices.¹¹³

Aside from sunlight, adequate vitamin D can be obtained safely from food and dietary supplements.¹⁰⁹ Natural dietary sources of vitamin D include fatty fish and fish liver oils, and many foods and beverages in the U.S., such as milk, yogurt, and orange juice, are fortified with vitamin D.¹⁰⁹ The USPSTF currently finds insufficient evidence to recommend for or against routine screening for Vitamin D deficiency (2014).¹¹⁴

Association Between UV Exposure and Other Health Outcomes

In the previous review, four of seven fair- or good-quality studies suggested sun exposure in predominantly white populations may be inversely related to risk for advanced breast and prostate cancer and non-Hodgkin lymphoma.² Research into potential beneficial associations

between vitamin D and other health outcomes has increased substantially since the previous review,¹¹⁵⁻¹²⁴ but studies of associations between UV exposure and health outcomes besides skin cancer are less common. The NIH-AARP Diet and Health Study (described above) found that despite an association with increased melanoma risk and melanoma death, increased sun exposure may reduce risk for several cancers.⁸⁰ At 9-year followup, UV radiation exposure was inversely associated with total cancer risk (highest versus lowest quartile; HR = 0.97, 95% CI 0.95 to 0.99; $p < 0.001$). For individual cancers, after adjustment for individual-level risk factors, UV radiation exposure was associated with decreased risk of: non-Hodgkin lymphoma (HR 0.82, 95% CI 0.74 to 0.92) colon (HR 0.88, 95% CI 0.82 to 0.96), squamous cell lung (HR 0.86, 95% CI 0.75 to 0.98), pleural (HR 0.57, 95% CI 0.38 to 0.84), prostate (HR 0.91, 95% CI 0.88 to 0.95), kidney (HR 0.83, 95% CI 0.73 to 0.94), and bladder (HR 0.88, 95% CI 0.81 to 0.96) cancers.⁸⁰ An analysis of total deaths ($n=41,425$) also found a decreased risk of death from lung, prostate, and liver cancers when comparing the highest vs. lowest ambient UV radiation quartile.⁸⁴

Association Between Skin Self-Exam and Skin Cancer Outcomes

The 2009 USPSTF review on skin cancer screening⁵ found no new evidence on the effectiveness of either skin examination by a physician or skin self-exam in reducing the morbidity or mortality of skin cancer. The authors described one fair-quality case-control study on skin self-exam published in 1996 and a subsequent followup study (2005)^{125, 126} of the same participants. We identified no new studies, but identified a 20-year followup study of the same study population published in 2016 that suggests no beneficial association between skin self-exam and skin cancer death.¹²⁷

In the original study,¹²⁵ melanoma cases diagnosed in 1987–1989 ($n=650$) were obtained from the Connecticut Tumor Registry (CTR), a National Cancer Institute Surveillance Epidemiology and End-Results (SEER) site. Age- and sex-matched controls ($n=549$) were identified from the general public through random-digit dialing. A trained nurse used a structured questionnaire to interview participants about family history, sun exposures, and history of skin examination, and the nurse also counted nevi on the participants' backs and arms. Of the 650 cases, 86 had conducted skin self-exam (13.2%). Participants were followed biannually for a mean of 5.4 years.

At followup, skin self-exam was associated with a reduced risk of melanoma diagnosis (adjusted OR 0.66, 95% CI 0.44 to 0.99).^{125, 126} An analysis of cases only ($n=528$) assessed risk of death from melanoma. At followup, 58 people (11.0%) had died from melanoma; 24 (4.5%) from other causes. History of severe sunburn, high intermittent sun exposure, presence of solar elastosis (a histologic measure of sun damage), and skin awareness (defined as endorsement of the question: “Prior to your biopsy, did you ever think about your skin, how it looked, whether there were any changes, or whether there were any marks?”) were significant predictors of melanoma death, but history of skin self-exam was not (HR 0.06, 95% CI 0.2 to 1.5). On multivariable analysis, solar elastosis and skin awareness, as well as melanoma thickness, head/neck location, and mitoses, remained independent predictors of melanoma death.¹²⁵

In the 2016 analysis, deaths were examined for the original case population (n=554) through 2007 (18–20 years from diagnosis) identified through SEER data, the National Death Index, and the Social Security Index. By 2007, 45 percent had died; 48.4 percent from melanoma (calculated percent of all cases 21.8%). Skin self-exam was not associated with melanoma death based on either univariate or multivariable analysis (adjusted HR 1.12, 95% CI 0.61 to 2.06) (p=0.71). However, skin awareness remained independently associated with a decreased risk of melanoma death (HR 0.46, 95% CI 0.28 to 0.75, p<0.01).¹²⁷

Skin Self-Exam Potential Harms

Skin self-exam is self-conducted and noninvasive. Psychosocial harms, such as anxiety or cancer worry, are possible. If skin self-exam is followed by clinician investigation and biopsy, procedural harms might occur from biopsy, such as pain, infection, or cosmetic harms such as scarring. There is evidence for overdiagnosis of skin cancer, given the sharp rise in skin biopsies and melanoma incidence over the past several decades as melanoma death rates have remained steady.^{34, 128} However, there is limited data on the role that skin self-exam might play in increased biopsies (discussed more in **Chapter 3**).

Current Prevalence of Sunburn, Sun Protection Behaviors, and Skin Self-Exam

Sun protective behaviors fall short of the Healthy People 2020 objective, which has set a target for 73.7 percent of adults aged 18 and older to follow protective measures to reduce the risk of skin cancer.¹²⁹ An analysis of National Health Interview Survey (NHIS) data from 2010 found that 37.1% of U.S. adults aged 18 and older had experienced at least one sunburn during the past year, and sunburn prevalence was highest among adults aged 18–29 (52.0%).¹³⁰ In a separate analysis of NHIS data for 18–29 year-olds, the highest reported use of any sun-protective behavior between 2000–2010 was 37 percent, and the prevalence of reported sunburn remained steady between 2000–2010 (49.1% for men and 51.3% for women in 2010) despite a trend of increasing sun protective behavior during the same time period.¹³¹ National surveys conducted between 2004–2009 estimate that about 30 percent of U.S. adults routinely practice sun-protective behaviors. Less than 40 percent of adolescents report sun-protective behavior, and 69 percent of all adolescents reported sunburn in the previous summer.¹³² An analysis of 2010 NHIS data found that in Hispanic adults with sun-sensitive skin (n=1676), 47.1 percent never or rarely used sunscreen, 16.8 percent never or rarely stayed in the shade, 60.3 percent never or rarely used sun protective clothing, and 43.1 percent reported having a sunburn in the past year. Greater acculturation was associated with fewer sun protection behaviors and higher reported sunburn.¹³³ Sun protection behaviors and skin self-exam were low in a sample of uninsured, minority, or immigrant individuals in Florida, as were measures of skin cancer awareness.¹³⁴ Family members of people with melanoma report similar sun protection behaviors compared to those at average risk.^{135, 136} A 2014 meta-analysis of the prevalence of indoor tanning in U.S., Europe, and Australia estimated ever-exposure to indoor tanning at 35.7 percent for adults, 55.0 percent for university students, and 19.3 percent for adolescents, based on data from 406,696 participants.¹³⁷

Estimates of skin self-exam prevalence vary widely. A systematic review of 14 studies reports between 7 percent and 61 percent of average-risk individuals engage in thorough skin self-exam either in their lifetime, within the past 3 months, or within the past month.¹³⁸ A 1996 survey of 1000 randomly chosen U.S. residents found that 46 percent report performing skin self-exam at least once in the past year.¹³⁹ In a 2011 survey of Hispanic adults (n=788), 17.9 percent reported ever having conducted a skin self-exam.¹⁴⁰ A recent population-based study in Queensland, Australia—the region with the highest melanoma incidence in the world—reports 55.1 percent of adults aged 40 through 69 performed a skin self-exam in the past three years.¹⁴¹ Family members of people with melanoma report similar frequencies of engaging in skin self-exam compared with the general population.^{142, 143}

Current Clinical Practice in the United States

Estimates of the frequency of clinician-provided skin cancer prevention counseling vary. The most recently published estimate used National Ambulatory Medical Care Survey (NAMCS) data from 1989–2010 and found that clinicians mentioned sunscreen at approximately 0.07 percent of patient visits to ambulatory care offices.¹⁴⁴ The study noted clinicians were most likely to recommend sunscreen use to elderly patients and least likely to recommend sunscreen use to children.¹⁴⁴ Two studies analyzing 1997 data found that skin cancer prevention counseling was reported at 1.0 percent to 2.3 percent of visits to primary care physicians.^{145, 146}

Surveys of physicians and patients suggest higher self-reported rates of skin cancer prevention counseling. In a mailed survey of 3,032 female physicians, 27 percent said they were likely to provide skin cancer counseling or screening to a typical patient at least once per year,¹⁴⁷ and a separate American Academy of Pediatrics survey found that 22.3 percent of pediatricians reported providing sun protection counseling to most patients in all age groups.¹⁴⁸ In a nationally representative telephone survey of 1,589 adolescents and parents, 44 percent reported ever receiving sun protection counseling from a physician.¹⁴⁹

Recommendations of Other Groups

A role for physicians in educating patients about skin cancer prevention is endorsed by the American Cancer Society,¹¹² American Congress of Obstetricians and Gynecologists,¹⁵⁰ the American Academy of Pediatrics,⁶⁷ the Institute for Clinical Systems Improvement,¹⁵¹ the Australian College of General Practitioners,¹⁵² the U.K.'s National Institute for Health and Care Excellence,¹⁵³ and the International Agency for Research on Cancer.¹⁵⁴

The Community Preventive Services Task Force Recommends education and policy approaches to encourage skin-protective behaviors in child care centers, primary and middle schools, outdoor recreational sites, and outdoor occupational settings.¹⁵⁵ They also recommend multi-component community-wide interventions—such as individual-level strategies, mass media campaigns, and environmental and policy changes across multiple settings within a defined geographic area—to increase UV radiation protective behaviors and prevent skin cancer.¹⁵⁶ Although multi-component interventions may involve health care settings, the Community

Preventive Services Task Force focuses on interventions that target multiple settings or an entire community.¹⁵⁶

The American Academy of Dermatology encourages the general population to regularly examine their skin for early signs of skin cancer.¹⁵⁷ The Skin Cancer Foundation and the American Cancer Society recommend individuals perform skin self-exam monthly.^{8, 158} The Royal Australian College of General Practitioners recommends skin self-exam at different frequencies depending on risk (every 3 months for high-risk individuals, annually for low-risk individuals).¹⁵⁹ Additional information about recommendations of other groups is in **Appendix A Table 1**.

Previous USPSTF Recommendations

In 2012, the USPSTF recommended counseling children, adolescents, and young adults aged 10 to 24 who have fair skin about minimizing their exposure to ultraviolet radiation to reduce risk for skin cancer (B recommendation). They found moderate certainty that counseling has a moderate net benefit, but that for adults older than age 24, evidence of the benefits of counseling is sparse and of unknown clinical significance, and the balance of benefits and harms cannot be determined (I statement).⁶⁸ This replaced the task force's 2003 recommendation, in which the USPSTF found insufficient evidence to make a recommendation on behavioral counseling for skin cancer (I statement).¹⁶⁰

In 2009, in a separate recommendation statement, the USPSTF found insufficient evidence to assess the balance of benefits and harms of screening for skin cancer by primary care clinicians or by patient skin self-exam (I statement), citing the lack of studies on whether early detection of skin cancer reduces mortality or morbidity from skin cancer as a critical evidence gap.⁴ In 2016, the USPSTF updated its recommendation on physician skin examination only (finding insufficient evidence; I statement).¹⁶¹ The evidence for skin self-exam was not included in the 2016 evidence update, and is included in this report.

Chapter 2. Methods

Scope and Purpose

The USPSTF will use this evidence review to update its 2012 recommendation on behavioral counseling for skin cancer prevention. This review addresses the benefits and harms associated with counseling for the primary and secondary prevention of skin cancer.

Our review differs in structure compared to the previous USPSTF review on Skin Cancer Counseling.² The previous review did not include skin self-exam as a behavioral outcome. Skin self-exam was included in the 2009 USPSTF evidence review on Skin Cancer Screening,⁵ but was not included in the 2016 update,¹⁶² which focused solely on clinician skin exam. Also, we limited our discussion of the epidemiologic associations between sun exposure and health outcomes to contextual assessments, whereas the previous review assessed these with key questions (KQs).

Analytic Framework and Key Questions

We developed an analytic framework with five KQs based on the previous review and a scan of the research conducted since the previous review (Error! Reference source not found.).

1. Does counseling patients in skin cancer prevention improve a) intermediate outcomes (sunburn or precursor lesions) or b) skin cancer outcomes (melanoma, squamous cell, or basal cell carcinoma incidence, morbidity, or mortality)?
2. Do primary care-relevant counseling interventions improve skin cancer prevention behaviors (e.g., reduced sun exposure, sunscreen use, use of protective clothing, avoidance of indoor tanning, and skin self-examination)?
3. What are the harms of counseling interventions for skin cancer prevention (e.g., increased time in the sun, reduced physical activity, vitamin D deficiency, and anxiety)?
4. What is the association between skin self-examination and skin cancer outcomes (melanoma, squamous cell, or basal cell carcinoma incidence, morbidity, or mortality)?
5. What are the harms of skin self-examination?

Our final research plan stated that KQs 4 and 5 would be addressed systematically only if there is sufficient evidence from KQs 1 to 3 that behavioral counseling increases skin self-exam behavior. However, no studies met our inclusion criteria for KQs 4 and 5.

We also addressed one contextual question, which is described in Chapter 1: What is the association between sun exposure, sun protection behavior, indoor tanning, skin self-examination, and a) skin cancer incidence, morbidity, or mortality or b) other health outcomes?

Data Sources and Searches

We worked with a research librarian to develop our literature search (**Appendix B**). All search strategies were peer-reviewed by a second research librarian.

We re-evaluated all articles included in the previous USPSTF Evidence Report on Behavioral Counseling for Skin Cancer Screening and in the USPSTF Skin Cancer Screening Evidence Report published in 2009 (note: the 2009 update included literature published between 1999 and 2005). For articles published since the previous reviews, the librarian created two search strategies: one for counseling and one for skin self-exam. For counseling on sun protection behaviors we searched for articles published from 2009 to March 31, 2016. For skin self-exam we searched for articles published from August 2005 to March 31, 2016. We searched Cochrane Central Register of Controlled Trials, Medline, and PubMed, publisher-supplied to locate relevant studies for all KQs (**Appendix B**). Results of the literature search were imported into EndNote. We supplemented our database searches by reviewing reference lists from recent and relevant systematic reviews. We also searched ClinicalTrials.gov and WHO International Clinical Trials Registry Platform (ICTRP) for relevant ongoing trials (**Appendix C**). We updated our search on June 7, 2017.

Study Selection

Two reviewers independently reviewed 2,100 titles and abstracts using Covidence,¹⁶³ an online platform, and 355 articles (**Appendix B Figure 1**) against specified inclusion criteria (**Appendix B Table 1**). We resolved discrepancies through consensus and consultation with a third investigator. We excluded articles that did not meet inclusion criteria or those we rated as poor quality.

For all key questions, the population of interest was people of any age without skin cancer, including parents/caregivers of children who would be the focus of a counseling intervention. We excluded studies where 25 percent or more of the population had a prior history of skin cancer or were otherwise under surveillance for skin cancer. We limited studies to settings with an established link to primary care and in countries categorized as “Very High” in the Human Development Index.¹⁶⁴ We defined primary care-relevant counseling interventions as those that were delivered in primary care settings, judged to be feasible for implementation in primary care, or available for referral from primary care.¹⁶⁵ We excluded studies set in the community with no link to primary care, at a worksite, within childcare or recreational settings, and mass media campaigns. We included any intervention aimed at improving sun protection behaviors or teaching skin self-exam in a primary care or primary care-linked setting, and excluded multi-component interventions (such as a community-level intervention including media campaigns, screening days, with primary care counseling included) where the effect of primary care-relevant counseling could not be assessed. For comparison groups we included usual care, assessment-only controls, attention-control groups using an equivalent-intensity intervention on a different health topic, or comparison groups using minimal intervention; we excluded studies comparing two equivalent-intensity skin cancer counseling interventions. For questions on behavioral counseling (KQ1, KQ2, KQ3) we included only randomized or controlled clinical trials. For skin

self-exam questions (KQ4, KQ5), trials and prospective cohort studies were eligible for inclusion.

For KQ1, intermediate outcomes were defined as sunburn, nevi, and actinic keratosis, and health outcomes included melanoma, basal cell or squamous cell carcinoma incidence, morbidity or mortality. Behavioral outcomes for KQ2 could be parent- or self-reported outcomes that related to sun protective behaviors (e.g., composite scores, use of protective clothing, sun avoidance, use of sunscreen), skin self-exam, or indoor tanning use. For KQ3, we included any harm of behavioral counseling interventions or skin self-exam.

Quality Assessment and Data Abstraction

At least two reviewers critically appraised all articles that met the inclusion criteria based on the USPSTF's design-specific quality criteria for trials (**Appendix B Table 2**). We rated articles as good, fair, or poor quality. In general, a good-quality study met all criteria. A fair-quality study did not meet, or it was unclear if it met, at least one criterion but had no known important limitations that could invalidate its results. A poor-quality study had a single fatal flaw or multiple important limitations; we excluded poor-quality studies from this review. Disagreements about critical appraisal were resolved by consensus and, if needed, in consultation with a third independent reviewer.

One reviewer extracted key elements of included studies into a Microsoft Access® database (Microsoft Corporation, Redmond, Washington). A second reviewer checked the data for accuracy. Evidence tables were tailored for each KQ. Tables generally included details on study design and quality, setting and population (e.g., country, inclusion criteria, age, sex, race/ethnicity), intervention details, length of followup, measure descriptions, and outcomes.

Data Synthesis and Analysis

We synthesized results by KQ, using a standardized summary of evidence table to summarize the overall strength of evidence for each. This table included the number and design of included studies, summary of results, reporting bias, summary of study quality, limitations of the body of evidence, and applicability of the findings.

We report results for child and adolescent populations and adult populations separately. The data reported for each population and outcome did not allow for quantitative pooling due to the limited number of contributing studies and the variability of the outcomes measured, so we provided a narrative synthesis of results. For sun protection and skin self-exam outcomes (KQ2), we present forest plots showing the standardized mean differences in change between groups (using the Cohen's *d* statistic) to illustrate the range of effects seen across studies but have not provided pooled estimates given the small number of contributing studies and variability in measures.

Grading the Strength of the Body of Evidence

We graded the strength of evidence by each KQ according to AHRQ’s guidance for Evidence-based Practice Centers,¹⁶⁶ which was informed by the Grading of Recommendations Assessment, Development and Evaluation (GRADE) Working Group.¹⁶⁷ For each key question we grade the evidence according to consistency (similarity of effect direction and size), precision (degree of certainty around an estimate), reporting bias (potential for bias related to publication, selective outcome reporting, or selective analysis reporting), and study quality (i.e., study limitations). These are four of the five suggested domains; we did not address the fifth required domain—directness—in the summary of evidence as directness is addressed in the design and structure of the key questions (i.e., whether the evidence links the interventions directly to a health outcome).

Consistency was rated as reasonably consistent, inconsistent, or not applicable (e.g., single study). Precision was rated as reasonably precise, imprecise, or not applicable (e.g., no evidence). Reporting bias was rated as suspected, undetected, or not applicable (e.g., when there is insufficient evidence for a particular outcome). Study quality reflects the quality ratings of the individual trials and indicates the degree to which the included studies for a given outcome have a high likelihood of adequate protection against bias. The body of evidence limitations field highlights important restrictions in answering the overall KQ (e.g., lack of replication of interventions, non-reporting of outcomes important to patients).

We provide an overall assessment of the strength of evidence for each KQ. “High” indicates high confidence that the evidence reflects the true effect and that further research is very unlikely to change our confidence in the estimate of effects. “Moderate” suggests moderate confidence that the evidence reflects the true effect and that further research may change our confidence in the estimate of effects. “Low” indicates low confidence that the evidence reflects the true effect and that further research is likely to change our confidence in the estimate of effects. A grade of “insufficient” indicates that evidence is either unavailable or does not permit estimate of an effect. Applicability assesses how the overall body of evidence would apply to the U.S. population based on settings, populations and intervention characteristics. Two independent reviewers rated each KQ according to consistency, precision, reporting bias, and overall strength of evidence grade. We resolved discrepancies through consensus discussion involving more reviewers.

Expert Review and Public Comment

A draft research plan that included the analytic framework, KQs, and inclusion criteria was available for public comment from March 17 to April 13, 2016. We made a few minor changes to our review methods based on the comments received. A final research plan was posted on the USPSTF website on June 30, 2016.

A draft version of this report was reviewed by invited content experts and federal partners, who are listed in the acknowledgements. Comments received during this process were presented to the USPSTF during its deliberation of the evidence and, subsequently, addressed in this version of the report.

AHRQ and USPSTF Involvement

The authors worked with four USPSTF liaisons at key points throughout the review process to develop and refine the analytic framework and KQs and to resolve issues regarding the scope for the final evidence synthesis. This research was funded by AHRQ under a contract to support the work of the USPSTF. AHRQ staff provided oversight for the project, assisted in external review of the draft report, and reviewed the draft report.

Chapter 3. Results

Description of Included Studies

Literature Search Results

We reviewed 2,100 abstracts and 353 full-text articles for all KQs (**Appendix B Figure 1**). We included 21 unique trials, reported in 27 articles: 6 reported results in pediatric populations (n=4252)¹⁶⁸⁻¹⁷³ and 16 reported on adult populations (n=16,309) (Error! Reference source not found.).¹⁷³⁻¹⁸⁸ Of the 6 pediatric studies, five reported results in child populations (ages 0-12) and one reported results in adolescents (ages 11-15). Of the 16 adult studies, 3 reported results in young adults (ages 17-25 or university students), and 13 studies results in adults of a broad age range (ages 18 and older). One trial (the Project SCAPE [Skin Cancer Awareness, Prevention and Education] family study by Glanz and colleagues) reported results for both adults and children.¹⁷³

Nine trials (10 articles) reported the effect of behavioral counseling on skin cancer outcomes (KQ1), 21 trials (27 articles) reported skin cancer prevention behaviors (KQ2), and two trials (two articles) reported harms of behavioral counseling for skin cancer prevention (KQ3). We found no studies that met our eligibility criteria for the association between skin self-exam and skin cancer outcomes (KQ4), and no studies on the harms of skin self-exam (KQ5).

Articles were most commonly excluded due to ineligible study design (did not include a comparison group, compared two active skin cancer counseling interventions, or not a randomized or controlled trial) or ineligible outcomes (**Appendix B Table 1**). **Appendix C** provides a list of all excluded studies, with the main reason for their exclusion.

Quality

We rated 19 trials as fair quality and two as good quality. For trials rated as fair quality, limitations included a lack of reporting on how missing data were handled and incomplete reporting of blinding methods, randomization, allocation concealment, or followup rates. Followup rates ranged from 70.8 percent to 80.5 percent in pediatric studies, and 63.6 percent to 95.8 percent in adult trials. Less common were issues with the selection of control group, lack of reporting measures of intervention fidelity or adherence, and either baseline values or raw data not being reported.

All six pediatric trials¹⁶⁸⁻¹⁷³ and 9 adult trials^{173, 175, 177-180, 182, 185, 186} reported either process evaluation or measures of intervention adherence. Measures were heterogeneous across trials, such as participant report of receiving or using materials, mean number of phone contacts per participant, or participants' website usage. Most adherence estimates were above 70 percent and we found no measures that suggested poor fidelity or adherence.

Outcome Assessment

All trials used self-report or parent-report to assess behavioral outcomes and sunburn, but there was heterogeneity in the time frames assessed (past month to past year), individual items or scales used, reporting of individual behaviors that make up composite scores, and reporting of unadjusted or absolute values. Sun protection behaviors most commonly were assessed using heterogeneously adapted versions^{172, 173, 175, 176, 178, 182, 186, 188} of the Sun Habits Index¹⁸⁹ (**Appendix A**). Measures of skin self-exam also were heterogeneous, ranging from any or partial exam, to mole-checking, to total body exam with numbers of body parts examined

Trials typically did not supplement self-reported outcomes with direct observations or other objective measurement, though a few studies asked participants to complete sun protection diaries that were consistent with the composite measures.^{172, 173, 175} One study included a measure of tanning using a device designed to read skin darkening, which was consistent with self-reported results.¹⁷²

In the single pediatric study reporting nevi counts, counts were conducted by trained health care providers.¹⁷² In the single adult study reporting skin cancer outcomes, participant medical records were the data source.¹⁸⁷

Most trials timed assessments and interventions to address seasonality by choosing sunny climates as intervention sites, planning interventions to peak in spring, timing followup assessments in late summer or fall, or querying a specific time frame during assessment (e.g., most recent sun exposure). Exceptions included two older trials focused on multiple risk behaviors besides sun protection^{183, 184} and a trial whose primary outcome was skin self-exam. The skin self-exam trial did not assess sun protection behaviors so seasonal considerations in outcome assessment are likely minimal.¹⁸⁰

Results: Children and Adolescents

Study Characteristics

Six trials, four published since the previous review, provided data for 4,252 children or adolescents (Error! Reference source not found.).¹⁶⁸⁻¹⁷³ All six trials took place in the United States and encompassed a generally wide age range. One trial included infants with followup to age 3;¹⁶⁸ four trials included children between ages 3 and 10;^{169, 170, 172, 173} and one included adolescents aged 11–15 (Error! Reference source not found.).¹⁷¹ The four trials including children aged 3–10 all were published since the previous review. Two trials had risk-based inclusion criteria, limiting enrollment to children aged 4–10 at moderate or high skin cancer risk (n=1301; Project SCAPE family study by Glanz et al., 2013)¹⁷³ and to children aged 12 and younger of melanoma survivors (n=340; Gritz et al., 2013).¹⁷⁰ In the other four trials, children had varying constellations of skin cancer risk factors. The one trial that enrolled parents of infants (Kaiser Kids Sun Care by Crane et al., 2006) (n=728) reported no inclusion or exclusion criteria except the child's age (soon after birth), but parents with dark skin, eyes, and hair were informed that the program might have minimal benefit to them.¹⁶⁸ Another included trial

randomized children aged six of all phenotypes (n=867) but reported results only for non-Hispanic white participants (n=677).¹⁷² The Sun Smart trial (Norman et al., 2007) recruited adolescents aged 11–15 (58% White) from six primary care practices in California’s San Diego County,¹⁷¹ whereas the Sun Sense trial (Glasser et al., 2010) among children aged 3–10 years (45% White) recruited parent-child pairs from a University of California-Los Angeles pediatric clinic.¹⁶⁹ Across all six trials, white race ranged from 43.7 percent of the study population¹⁶⁹ to 100 percent;¹⁷² two trials further provided a gradation of “fair white” skin^{168, 172} or skin that does not tan after burning.¹⁷²

Most of the interventions focused on parents; some also provided child-appropriate materials (Error! Reference source not found.). In the one trial among adolescents, the adolescent was counseled directly. All intervention messages focused on increasing sun protective behaviors (e.g., using sunscreen, avoiding mid-day sun, wearing sun protective clothing) (Error! Reference source not found.). None of the interventions among children or adolescents focused on the use of indoor tanning or performing skin self-exam. Three of the six trials included direct, face-to-face counseling plus print and/or phone support.^{168, 169, 171} The most intensive trial was the Kaiser Kids Sun Care cluster RCT (Crane et al., 2006) targeting children aged 0–3.¹⁶⁸ In this trial, intervention clinics placed prompts in each child’s medical record to remind physicians to discuss sun protection with parents during well-child visits at 2, 6, 18, and 36 months; control sites performed usual care. Educational materials, sunscreen, a hat, and sunglasses also were provided. In the Sun Sense trial (Glasser et al., 2010) among children aged 3–10, parents and children randomized to the intervention took part in one 10–15 minute counseling session with a health educator and were given child-focused educational materials (print and video) and sun protection aids (t-shirt, sunscreen, hat).¹⁶⁹ In the Sun Smart trial among adolescents (Norman et al., 2007), adolescents received brief (2–3 minute) tailored sun cancer risk information (based on computer-based assessment) from a primary care provider during one in-person counseling session and four followup phone calls from a health counselor.¹⁷¹ Adolescents also received mailed materials promoting sun protection and sunscreen samples. The remaining three trials^{170, 172, 173} were print-based with mailed materials directed to parents and/or children ranging from 3 mailings over 6 weeks¹⁷³ to 14 mailings over 3 years.¹⁷² Two of these print-based interventions included materials tailored to the participant’s level of risk, barriers to change, self-efficacy, or other factors.^{172, 173} For example, the Project SCAPE family study (Glanz et al., 2013) of children aged 4–10 and their parents involved three mailings of personalized risk feedback and recommendations, interactive skin cancer education materials, and a family fun guide about safe sun practices.¹⁷³ All of the trials reported basing their interventions on accepted theoretical frameworks of health behavior change (e.g., Health Belief Model, Social Cognitive Theory).

Summary of Results

None of the trials among children and adolescents reported skin cancer outcomes (KQ1). Three trials, however, reported the effects of the intervention on sunburn among children aged 3–10 (n=2,508). All three trials were published since the previous review and generally found no effect of the interventions on sunburn at 4-month to 3-year followup.^{170, 172, 173} One trial among 6-year-olds (Crane et al., 2012) found a small intervention effect on parent-reported nonsevere sunburn; but no effect on severe, blistering sunburn at 3 years.¹⁷² This same trial found no

difference between the mean number of small or large nevi between intervention and control group children at 3-year followup.

All six of the trials among children and adolescents reported the effect of the intervention on composite sun protection behaviors (KQ2) (n=4252). No outcomes related to indoor tanning and skin self-exam were reported in the child and adolescent trials given the focus of the interventions. Five of the six trials found a statistically significant benefit of the intervention on parent-reported composite sun protection scores compared with controls at 3-month to 3-year followup. The individual items and scales measuring sun protective behaviors were highly variable across the trials and make interpretation of the absolute differences difficult (e.g., 0.7 between-group difference in change at 3 years on a 25-point scale).¹⁷² To assist with interpretation, we plotted standardized mean differences (Cohen's *d*) in change for the five trials that provided sufficient data. Effect sizes ranged from 0 to 0.96, with the three larger trials suggesting an effect ranging from 0.16 to 0.50 (average around 0.32)—a small to moderate effect (Error! Reference source not found.). Effects on sunscreen use and other individual sun protection behaviors were generally consistent within each trial. There were no apparent trends in the effectiveness of the interventions according to intervention or population characteristics. The population represented by these trials includes infants (1 trial; Crane et al., 2006) through adolescents aged 15 years (1 trial; Norman et al., 2007) with generally moderate-to-high risk based on race and/or skin type. The one trial that found no effect for both sunburn and sun protective behavior outcomes was the only trial focused on children of melanoma survivors (Gritz et al., 2013). The lack of effect in this trial may reflect the higher rates of protective behaviors in general at baseline, the relatively older age of the children included (mean age: 7.3 years), the motivation of the control group, or the lower uptake of the intervention (only 71% of intervention participants reported watching the educational DVD). None of the six trials among children or adolescents reported on harms of interventions.

Detailed Results by KQ (Children and Adolescents)

KQ1. Does Counseling Patients in Skin Cancer Prevention Improve a) Intermediate Outcomes or b) Skin Cancer Outcomes?

Neither the included study of children aged 0–3 (Crane et al., 2006)¹⁶⁸ nor the included study in adolescents (Norman et al., 2007)¹⁷¹ reported any intermediate or health outcomes (**Table 5**).

Children Aged 3–10

Sunburn. Only one of the three trials reporting sunburn outcomes in children found a statistically significant effect of the intervention. The trial by Crane and colleagues (2012) among 6-year-olds found a small intervention effect at 3 years for the odds of nonsevere sunburn in the previous year (effect size, -0.25 [95% CI -0.47 to -0.04], p=0.02, frequencies not reported) but no effect for severe, blistering sunburn in the same time period (effect size, -0.52 [95% CI, -1.23 to 0.19], p=0.15).¹⁷² These results, however, were only among the 677 non-Hispanic white participants; results for all participants (n=867) were not reported. The remaining two trials found no effect. In the Project SCAPE family study by Glanz and colleagues (2013), parent-reported frequency of red/painful sunburn in the previous 12 months decreased in both groups between baseline and 4-month followup (1–5 scale of 1 sunburn per month to 5 sunburns per

month over the past year): from 1.61 to 1.27 in the intervention group and from 1.68 to 1.37 in the control group) but the between-group difference was not statistically significant, suggesting the tailored materials in the intervention group may not have improved sunburn outcomes beyond the minimal intervention given to the control group.¹⁷³ Likewise, in the study of children of melanoma survivors (Gritz et al., 2013), there was no difference in number of sunburns between groups at 4 months (frequencies not reported, adjusted treatment effect $p=0.98$).¹⁷⁰

Nevi. Crane (2012) also assessed the presence of nevi in study children. The mean number of small nevi (<2 mm) increased similarly in the intervention (18.3 to 35.6) and control groups (18.3 to 35.2) (between-group difference, $p=0.52$) between baseline and 3-year followup. The odds of having large nevi (≥ 2 mm) also were similar in both groups at followup ($p=0.09$).¹⁷²

KQ2. Do Primary Care–Relevant Counseling Interventions Improve Skin Cancer Prevention Behaviors?

Children Aged 0–3

The Kaiser Kids Sun Care trial by Crane and colleagues (2006) involved a comprehensive primary care-based intervention among parents of infants through 3 years of age ($n=728$). It found a statistically significant difference between the intervention and usual care control group in parent-reported sun protection behaviors over 3-year followup ($p=0.04$ group by time effect).¹⁶⁸ At 3 years, mean scores on the use of 7 sun protection strategies (scale range 7–28) were 18.2 among intervention versus 17.7 among control group participants ($p=0.049$). Behaviors in both groups peaked at 1 year, remained steady at year 2, and declined by year 3, although the intervention group scores declined more slowly. Individual sun protective behaviors showing a difference between groups at 3-year followup were sunglasses (39.4% vs. 29.9% at 3 years, $p=0.02$) and hat use (57.3% vs. 47.4%, $p=0.02$; hats were provided as part of the intervention). Over the entire study period, only shade-seeking was significantly higher in the intervention group (72.6% vs. 65.2% at 3 years; $p=0.06$ at 3 years, $p=0.03$ overall test) (**Table 6**).¹⁶⁸

No significant differences were apparent at the 3-year followup in sunscreen use even though sunscreen samples were provided as part of the intervention. However, very high proportions of parents in both groups reported always or frequent use of sunscreen on their child (94.2% and 93.1%, not significant [NS]) and 99 percent of the population reported intentions to use sunscreen at baseline, suggesting parents may have been educated about sunscreen before the study.¹⁶⁸

Children Aged 3–10

Three of the four trials among children aged 3–10 reported statistically significant between-group differences for changes in sun protection behaviors and sunscreen use at 3-month to 3-year followup.^{169, 172, 173} For example, in the good-quality Project SCAPE family study (Glanz et al., 2013) among children aged 4–10 at increased skin cancer risk ($n=1301$), statistically significant group by time intervention effects were found for composite child sun protective behaviors (study-reported effect size, 0.16; $p<0.001$), sunscreen use (study-reported effect size, 0.13;

p<0.0001), wearing a shirt (p<0.001), wearing a hat (p<0.001), and wearing sunglasses (p<0.03) following the tailored mailed intervention. No effect was seen for sun avoidance measures (i.e., staying in the shade or mid-day sun exposure). Absolute mean changes over 4 months on the composite sun protection scale (range 1–4 with higher scores equaling higher frequency) were from 2.19 (standard error [SE] 0.02) to 2.48 (SE 0.02) among the intervention group versus 2.19 (SE 0.02) to 2.34 (SE 0.02) among control group participants. Treatment effect was observed at the New York site (effect size 0.22) and not at the Hawaii site (effect size -0.02).¹⁷³

The tailored mailed intervention among 6-year-olds (n=677) reported by Crane (2012),¹⁷² found a small, statistically significant benefit of the intervention over the 3 years of followup in the composite sun protection score (overall group by time effect, p<0.001) but there was no consistent effect of the intervention on individual sun protection behaviors over time (i.e., sunscreen use, clothing use, avoiding mid-day sun, limiting time in sun, shade use, hat use, and sunglasses use). The smaller Sun Sense trial (n=197; Glasser et al., 2010) found a statistically significant effect of the counseling intervention on composite sun protection behaviors (hat, shirt, and sunscreen use) and use of sunscreen at 3 months, but not on composite sun avoidance behaviors (considered the sun when planning activities, adjusted activities for sun avoidance, and limited time in the sun).¹⁶⁹ This intervention, “Slip, Slop, Slap,” specifically emphasized sun protection behaviors rather than sun avoidance.

The one study finding no effect on sun protection behaviors again was the trial among children of melanoma survivors (n=340; Gritz et al., 2013).¹⁷⁰ Sun protection scores and sunscreen use improved among both intervention and control group participants from baseline to 4-month followup with no between-group difference. For example, mean composite sun protection scores increased from 3.41 to 3.65 (on a 5-point scale) in both groups over 4 months. The study found a statistically significant increase in wide-brimmed hat use in the intervention group compared with the control group; and both groups scored 3.9 on a 5-point scale for limiting time outdoors at baseline, suggesting this population may be already practicing sun avoidance.

Adolescents Aged 11–15

In the SunSmart study involving physicians directly counseling adolescents (Norman et al., 2007), followup phone counseling by a health educator, and print materials, sun protection composite scores were higher at 2-year followup in the intervention group compared with the control group (scores not reported; p=0.003) as was sunscreen use (52.9% vs. 45.9% p<0.05).^{171, 190, 191} The intervention group was roughly 5 to 10 percent (exact numbers not reported) more likely to report “always” or “often” avoiding midday sun exposure, limiting midday sun exposure, using sunscreen on the face, and using sunscreen on sun-exposed areas. There were no differences between the two groups for wearing a shirt or staying in the shade.

KQ3. What Are the Harms of Counseling Interventions for Skin Cancer Prevention?

No studies.

KQ4. What Is the Association Between Skin Self-Examination and Skin Cancer Outcomes?

No studies.

KQ5. What Are the Harms of Skin Self-Examination?

No studies.

Results: Adults and Young Adults

Study Characteristics

Sixteen trials (reported in 20 articles), including 16,309 adults in total, met our inclusion criteria (Error! Reference source not found.).¹⁷³⁻¹⁸⁸ Ten were published since the previous review.^{173, 175, 176, 178, 180, 182, 185-188} We rated 14 as fair quality (n=14,462) and two as good quality (n=1847). Eleven trials took place in the United States, three in Australia, one in France, and one in the United Kingdom.

Most trials included adults with broad age criteria, but three included specifically young adults aged 18–25¹⁷⁸ or university students^{179, 181} (n=1528) and one included only men over age 50 (Error! Reference source not found.).¹⁸⁰ One study¹⁷³ included parents of children aged 4–10 as part of a family-focused intervention. Study populations were predominantly white or fair-skinned (45.0% to 100%, with all but one study above 60% white) and predominantly female, with seven trials having a population that was 70 percent or more female.^{173, 175-177, 183-185} Ten adult trials used risk-based inclusion criteria,^{174-180, 182, 185, 186} but all study populations had substantial skin cancer risk factors. Four trials included adults at moderate or high skin cancer risk as measured by risk assessment tools.^{175, 176, 178, 185, 186} In one nonrandomized trial, patients were eligible for the intervention group if they had one or more melanoma risk factor and control group participants were selected to match the skin and demographic profile of intervention group participants.¹⁷⁷ Two trials included only adult siblings¹⁷⁴ or first-degree relatives¹⁸² of melanoma patients, and one study included female university students who use indoor tanning.¹⁷⁹ Sample sizes ranged from 108 to 5407 with a median sample size of 568.

Interventions varied in their settings, messages, components, and delivery (Error! Reference source not found., Error! Reference source not found.). Seven of the 16 trials were either conducted in or recruited from primary care.^{175-177, 183, 185-187} Four were conducted directly in primary care settings^{177, 185-187} and three recruited participants from a primary care setting but conducted their interventions by mail.^{175, 176, 183} We judged the remaining interventions to be referable from or feasible for primary care. The majority of the interventions included comprehensive skin cancer prevention messages, such as general skin cancer education and strategies for reducing sun exposure (sun protection/sun avoidance behaviors). Several also included messages promoting or teaching skin self-exams,^{174, 176-178, 182} and three trials included interventions focused exclusively on conducting skin self-exams.^{180, 187, 188}

One trial among young adults focused solely on reducing indoor tanning use (among indoor tanning users).¹⁷⁹ The other two young adult trials focused on improving skin cancer prevention behaviors. One involved a tailored interactive educational web program called UV4.me, and one was an appearance-focused intervention involving personal UV facial photographs and a brief video about photoaging.

The majority of the interventions (7 trials) were strictly mail-based interventions whereby participants received print materials, videos, and/or skin cancer prevention aids (e.g., sunscreen, mirrors for skin self-exams) mailed directly to their homes.^{173, 175, 176, 179, 180, 183, 184} Five trials included direct face-to-face or phone counseling in addition to print materials: in two trials the counseling was provided in-person by primary care physicians,^{185, 186} and in the remaining three trials the counseling was provided by health educators or study staff either in-person¹⁸⁷ or via phone.^{174, 182} Four interventions were technology-based, using text messages,¹⁸⁸ an interactive online program,¹⁷⁸ an interactive computer module provided in a primary care setting,¹⁷⁷ or simulated participant UV facial images to reinforce intervention messages.¹⁸¹ All but two of the 16 trials included tailored feedback or education specific to the participant's level of risk and/or barriers to change. The other two included relatively focused populations (young adult female indoor tanners¹⁷⁹ and men over age 50¹⁸⁰) that allowed for specific intervention messaging.

Interventions had varying contact with participants, ranging from a single distribution of standard print materials¹⁷⁹ to a six-month intervention involving individually tailored brief counseling from a health educator, followup phone calls, a tailored letter, educational print and video materials, and skin self-exam aids.¹⁸⁷ Five trials were limited to a single session with no reinforcement of study messages.^{177, 179, 181, 185, 186} The longest interventions, one of text messages¹⁸⁸ and two of mailed materials,^{183, 184} took place over the course of one year.

Summary of Results

Seven trials among adults (n=5315) (six fair-quality and one good-quality) reported the effects of the intervention on health or intermediate outcomes of relevance to KQ1: six trials reported the effects on sunburn and one reported on nevi and skin cancer outcomes. All seven trials reporting KQ1 outcomes represent new evidence. In general, there was no effect of the interventions on the number or frequency of sunburns at 3-month to 1-year followup. Only one trial in young adults (n=965) found a statistically significant improvement in the frequency of red or painful sunburns among intervention versus control group participants at 3-month followup. Only one adult trial (n=1356) reported skin cancer outcomes and found no difference in the number of melanomas detected between groups at 1 year after an intervention promoting skin self-exam.

In terms of behavioral outcomes (KQ2), half of the trials (6 of 12 trials) found small, statistically significant improvements in self-reported sun protection behaviors after the intervention compared to control conditions over 3-month to 2-year followup; similarly, four of seven trials reporting sunscreen use found improvements. Standardized mean differences in change (Cohen's *d*) in composite sun protection scores ranged from -0.46 (in favor of the control group) to 0.57 (in favor of the intervention group) although most effects were in the magnitude of a 0.10 to 0.20 effect size (Error! Reference source not found.). There were minimal data on the effects of the

interventions on indoor tanning use. Only one trial among female indoor tanners (n=430) found an attenuated increase in tanning sessions at 6-month followup relative to the control group.

The most consistent results were observed for self-reported skin self-exams. Of eleven trials (n=7771) assessing skin self-exam, nine adult trials found that interventions were associated with small, statistically significant increases in rates of total or partial skin self-exam compared to control conditions at 3-month to 1-year followup.

Harms of interventions were reported in only two studies. One study suggested an increase in skin procedures in the first six months after a skin self-exam-focused trial, but found no difference at 12 months.¹⁸⁷ Skin cancer worry did not differ between groups in one adult study focused on risk assessment and sun protection counseling.¹⁸⁵

Detailed Results by KQ (Adults and Young Adults)

KQ1. Does Counseling Patients in Skin Cancer Prevention Improve: a) Intermediate Outcomes or b) Skin Cancer Outcomes?

Sunburn

Only one trial found an intervention effect (**Table 7**). In the 3-group UV4.me trial by Heckman and colleagues (2016) of online education for young adults (n=965, 86% fair skin), the proportion of participants reporting red/painful sunburn in the past month decreased more markedly from baseline to 3 months in the intervention group compared to the other groups (54.5% to 26.3% in the intervention group; 51.5% to 38.2% in the public website group; 56.3% to 41.2% in the assessment-only control group, p=0.014 for intervention vs. assessment-only; NS for intervention vs. public website).¹⁷⁸

None of the trials among adults found statistically significant improvements in rates of sunburn following the intervention compared with control conditions.

Nevi/Skin Cancer

In the Check It Out trial promoting skin self-exam in adults recruited from primary care (n=1356; Weinstock et al., 2007),¹⁸⁷ participants were asked to report if they had a skin procedure during the 12-month study period. For those reporting a procedure, patient medical records were examined to identify cancer outcomes, though no detail was provided on any efforts to identify skin cancer in people not reporting a skin procedure. No between-group differences in nevi or skin cancers were reported with few cases in general. In the intervention group (n=688, 55 reporting procedure at 0–6 months, 27 reporting at 6–12 months), one severely atypical nevi, seven basal cell carcinomas, three squamous cell carcinomas, and no melanomas were identified. In the control group (n=668, 24 reporting skin procedure at 0–6 months, 22 at 6–12 months), one severely atypical nevi, three basal cell carcinomas, four squamous cell carcinomas, and one melanoma were identified.

KQ2. Do Primary Care-Relevant Counseling Interventions Improve Skin Cancer Prevention Behaviors?

Sun Protection

One trial in young adults¹⁷⁸ and five adult trials^{173, 175, 177, 183, 188} found an intervention effect for sun protection behaviors, all reported as incremental changes in composite scores (**Table 8**). For example, in the good-quality Project SCAPE family study (Glanz et al., 2013) of mailed tailored materials, parents (n=1301, 68% white) in both intervention and minimal-intervention control groups saw improvements in sun protection behaviors at 4 months. Between-group differences favored the intervention group, but the effect size was small at 0.07 (1–4 scale: from 2.43 to 2.62 in the intervention group, from 2.39 to 2.53 in the control group, p=0.02).¹⁷³ In the Healthy Text study (2015) by Youl and colleagues (n=546, 65% fair skin, mean age 32), one intervention group received tailored sun protection-focused text messages and one received skin self-exam messages over 12 months; a control group received physical activity messages over the same time period. Both the sun protection message group and the skin self-exam-message group reported significant improvements in sun protection behaviors from baseline to 12-month followup compared to the attention-control group (1–4 scale where 2 is “sometimes” and 3 is “often”: from 2.50 to 2.63 for sun protection group, p=0.032; from 2.50 to 2.63 for the skin self-exam group, p=0.05; from 2.46 to 2.50 in control group).^{188, 192}

Interventions showing no effect on composite sun protection scores included a single session appearance-focused intervention with university students;¹⁸¹ the two trials including a single counseling and risk assessment session with a primary care physician, both conducted outside the U.S.;^{185, 186} a mailed intervention targeting multiple risk behaviors;¹⁸⁴ and two studies of tailored materials compared to generic materials: one among adult relatives of melanoma survivors¹⁸² and one among adults at increased skin cancer risk.¹⁷⁶

Effect sizes were reported inconsistently and were typically small, ranging from 0.07 for mailed materials¹⁷³ to 0.53 for the UV4.me tailored interactive web program (Heckman et al., 2016).¹⁷⁸ Our calculations of standardized effect sizes included 10 of the 12 studies reporting sun protection behaviors and suggested significant effect sizes for four studies; standardized effect sizes were similarly small, ranging from -0.46 (favoring control group) to 0.57 (favoring the intervention group), between 0.10 and 0.20 for most studies, and suggested a positive effect in only four studies. (Error! Reference source not found.)

Specific sun protection behaviors were reported in half (k=8) of the trials. Sunscreen use was the most commonly reported improved behavior, and increased in four of the seven trials assessing sunscreen use.^{173, 178, 183, 184} However, only one study reported estimates of sunscreen use as the percentage reporting use in the past month (70.3% to 83.1% at followup¹⁷⁸). The other three used composite measures, and two of the three did not report any information on interpretation beyond direction of effect.^{183, 184} The Project SCAPE family study (Glanz et al., 2013)¹⁷³ found marginal between-group differences at 4 months favoring the intervention group (1–4 scale, 2 is “sometimes,” 3 is “often,” and 4 is “always:” 3.06 in the intervention group and 2.94 in the minimal control group, p=0.04). No intervention effect was observed compared to control conditions for all four adult trials reporting time spent in the sun (n=2339)^{173, 175, 176, 186} (sun

protection was reported as improved in intervention versus control groups in two of these studies).^{173, 175} However, three studies found self-reported reductions in intentional outdoor exposure compared to control groups.^{178, 185, 188} Estimates of outdoor tanning practice at followup in efficacious interventions were 15.0 percent¹⁸⁸ and 24.7 percent;¹⁸⁵ and 90.7 percent for a measure of avoiding intentional UV exposure.¹⁷⁸ Other specific behaviors reporting improvement were hat use and sunglasses use (1 study¹⁷⁵), shade seeking and limiting time in the sun (one study¹⁷³), and avoiding midday sun (1 study¹⁸³).

Indoor Tanning

Only one trial showed any indication of effect on indoor tanning rates. In the single-session, appearance-focused study of female university students already using indoor tanning (n=430; Hillhouse et al., 2008), mean indoor tanning sessions increased in both groups at 6 months, but between-group differences favored the intervention group (from 4.67 to 6.8 sessions in the intervention group; from 4.48 to 10.9 sessions in the control group, $p < 0.001$).^{179, 193, 194} The UV4.me trial (Heckman et al., 2016) found no change in the proportion of participants reporting indoor tanning over 3 months, but reported rates were low in both groups (from 9.1% to 4.1% in the intervention group, from 9.3% to 5.9% in the public website group, and from 8.9% to 7.4% in the assessment-only control group, NS).¹⁷⁸ In the single study reporting indoor tanning outcomes in adults—which involved single-session PCP risk assessment and counseling (n=217; Rat et al, 2014)—there was no difference between the intervention and control groups in use of tanning beds over an unspecified time frame at 5 months (10.3% vs. 6.6%, NS).¹⁸⁵ However, this study was conducted in southwestern coastal regions of France over 5 months in summer, so low rates of indoor tanning may not be surprising.

Skin Self-Exam

Nine trials appeared to increase skin self-exam rates in adult populations over 3- to 13-month followup.^{173-175, 177, 178, 180, 185, 187, 188} Of three interventions with skin self-exam-specific intervention messaging, all three found some effect favoring intervention conditions.^{180, 187, 188} In the Check It Out trial (n=1356; Weinstock et al., 2007), total body skin self-exam increased between baseline and 12-month followup (from 18.0% to 55.0% in the intervention group, from 17.0% to 35.0% in the attention-control group, $p < 0.0001$ at each time point); increases also were noted and sustained at 2 and 6 months. Number of body areas examined also was higher in the intervention group.¹⁸⁷ In the Healthy Text study (n=546; Youl et al., 2015), any skin self-exam increased more in the skin self-exam-focused text message group over 12-month followup compared to the attention-control group (from 36.9% to 63.2% in the skin self-exam group; OR 2.64, 95% CI 1.69 to 4.13, $p = 0.001$), but total skin self-exam was similar across groups. The Skin Awareness Study (n=930; Janda et al., 2011) promoting skin self-exam in men over age 50 found increases in reported skin self-exam at 6 months in the intervention group compared to the minimal intervention control group, but by 13-month followup, rates of any, partial, and total skin self-exam were similar between groups. However, overall between-group effects for the course of the study remained statistically significant for partial skin self-exam and for any skin self-exam in intervention compared to control conditions.^{180, 195} Among men reporting no history of skin excision at baseline (n=269, 29.0% of population), an intervention effect was observed for any skin self-exam (81.8% vs. 69.5% at 13 months, $p = 0.028$).^{180, 195}

Our standardized estimates of odds of skin self-exam in intervention compared to control groups suggested similar, though somewhat more conservative findings. Of the nine studies that could be included, six maintained a significant impact favoring intervention. Odds ratios ranged from 1.16 (95% 1.04, 2.69) for a measure of any skin self-exam over 5 months¹⁸⁵ to 2.64 (95% CI 1.69 to 4.13) for any skin self-exam in the Healthy Text study promoting skin self-exam (Youl et al., 2015)¹⁸⁸ (Error! Reference source not found.).

KQ3. What Are the Harms of Counseling Interventions for Skin Cancer Prevention?

Two trials, both in adult participants (n=1573), reported potential harms of interventions (**Table 9**).

Number of Skin Procedures

The Check It Out trial (Weinstock et al., 2007) of counseling plus print materials and skin self-exam aids compared to minimal intervention (n=1356) assessed the number of participants reporting skin procedures (procedures not described) at 6- and 12-months followup. The proportion of participants reporting a procedure was significantly higher in the intervention group compared to the attention-control group at 6 months (p=0.0005): 55 participants (8.0%) in the intervention group compared to 24 participants (3.6%) in the control group. Between 6 and 12 months, the proportion reporting a procedure was similar between groups: 27 people (3.9%) in the intervention group versus 22 people (3.3%) in the control group (NS). As reported in KQ1, similarly few cases of atypical nevi, basal and squamous cell carcinomas, and melanoma were detected in both groups during the study period.¹⁸⁷

Skin Cancer Worry

In the French study of PCP counseling with risk assessment and feedback compared to no intervention (n=217; Rat et al., 2014), a slightly higher proportion of adults in the intervention group versus control group reported worrying about developing melanoma, but this difference was not significant (28.9% vs. 18.4%, p=0.16).¹⁸⁵

No included trials assessed vitamin D levels or paradoxically increased sun exposure accompanying sun protection behaviors. No studies with physical activity attention-controls suggested reduced physical activity in intervention participants. Of four trials reporting time spent in the sun at followup in intervention compared to control groups, no significant differences were observed.^{173, 175, 176, 186}

KQ4. What Is the Association Between Skin Self-Examination and Skin Cancer Outcomes?

We found no eligible RCTs, controlled trials or prospective cohort trials that evaluated the impact of skin self-exam on skin cancer or health outcomes. Although the Check It Out trial promoting skin self-exam (Weinstock et al., 2007) reported skin cancer outcomes, the impact was assessed according to intervention group, not according to practice of skin self-exam.¹⁸⁰ The Skin Awareness trial in men over age 50 (Janda et al., 2011) reported skin cancer outcomes in a

followup paper, but was focused on the receipt of clinical skin exam and included 36.3 percent of the study population so was not included here.¹⁹⁶

KQ5. What Are the Harms of Skin Self-Examination?

We found no RCTs, controlled trials, or prospective cohort trials reporting the harms of performing skin-self exam that met our inclusion criteria.

Chapter 4 Discussion

Summary of Evidence

We included 21 trials that reported the impact of primary care-relevant behavioral interventions on skin cancer outcomes, sunburn, sun protection behaviors, and skin self-exam. The bulk of the evidence available was for the behavioral outcomes of sun protection behaviors and skin self-exam; evidence was much more limited for indoor tanning and for health outcomes. Most trials were of fair quality, and though there were several common intervention components across studies, measures were heterogeneous enough to preclude pooling of results. A summary of the evidence is located in Error! Reference source not found..

The evidence base has expanded substantially since the previous evidence review published in 2012: 14 of the 21 included studies are new since the previous evidence review. All nine studies reporting direct evidence for KQ1 are new since the previous review, as are all four studies of children aged 3–10, both studies of harms of interventions, and two of three studies of relatives of melanoma survivors. All studies assessing skin self-exam exclusively are new since the previous USPSTF evidence review on skin cancer screening.

Intermediate and Health Outcomes

All studies for KQ1 represent new evidence. Across nine fair- to good-quality pediatric and adult trials, the body of evidence suggests no consistent association between interventions and sunburn frequency in adults or children. In the single pediatric trial that suggested an intervention effect, it was for nonsevere sunburn only and not for more severe, blistering sunburns that are the hallmark risk factor for skin cancer later in life. One study in young adults suggested an intervention was associated with improvement in red or painful sunburns, but constitutes the only data for this age group. Baseline rates of sunburn were variable and low in some but not all populations (for example, in 4–10 year olds and their parents) so a floor effect may be possible in some studies.

The body of evidence for nevi or cancer outcomes is limited to two fair-quality studies. Based on one trial (n=867), an intervention promoting sun protection does not alter nevi counts in white children aged 3–10 over 3-year followup relative to controls. Based on another fair-quality trial among adults (n=1356), an intervention to promote skin self-exam is not associated with increased atypical nevi, non-melanoma skin cancer, or melanoma detection over 12 months compared to controls. No studies of sun protection-focused interventions among adults assessed skin cancer outcomes.

Studies were limited by short followup times (up to 3 years for children, up to 2 years for adults, 3–6 months in most studies), so it is possible that time frames were not sufficient to allow for observation of nevi or cancer events. However, sunburn outcomes would be observable within a relatively short study period, especially when outcome assessments occur at the end of summer, as most of these studies did.

Behavioral Outcomes

The current body of evidence builds on and supports the previous review’s findings, adding evidence among children aged 3–10 from four new studies. Small to moderate effects of behavioral interventions on increased sun protection behaviors were observed in predominantly white or fair-skinned children aged 0–3, children aged 3–10, adolescents, young adults, and less consistently, adults compared to control populations. Though individual sun protection behaviors were inconsistently reported, sunscreen use was the most commonly improved behavior, followed by intentional sun exposure or outdoor tanning in adults and use of protective clothing in children. The clinical significance of these incremental increases in behaviors is unclear.

We found few consistent patterns according to age or population risk factors. Increased sun protection behaviors among intervention groups were observed relative to control groups in studies of all age groups, though overall, adult trial results were more mixed and fewer studies demonstrated an intervention effect. None of the trials among relatives of melanoma survivors (one in children and two in adults) found a significant effect on sun protection behavior, but the reasons for this are unclear. Family members of melanoma patients did not report higher levels of baseline sun protection behaviors relative to other included trials, except for sun avoidance in children in one study. Family members may be receiving skin cancer prevention information from multiple sources, or may require specific messaging. Study design limitations also may be a factor: two studies provided standard, non-tailored interventions to the control group and found increases in sun protection behavior in both groups. In the study of adult siblings of melanoma patients, the control group’s “usual care” may have involved skin cancer screening, as melanoma patients were encouraged to invite their siblings to make screening appointments.

Intervention effects were not demonstrated for indoor tanning in young adults in two of three studies, but appearance-focused messages appeared to show an intervention effect in a single study of female university students who already were using indoor tanning. In the two studies finding no effect, baseline rates of indoor tanning were low; however, focusing solely on reducing indoor tanning may represent a missed opportunity for primary prevention.

Skin self-exam interventions were focused on adults, likely because skin cancer risk increases with increasing age. Relative to control conditions, interventions can increase rates of skin self-exam in young adults and adults. However, health benefits may be more likely if skin self-exam is repeated over time. No trial exceeded 12 months, and repeated measures were reported in only two trials with mixed results. One trial among men over age 50 (n=930) found that skin self-exam peaked at 6 months in the intervention group and returned to levels similar to the control group’s at 12 months. The other study with repeated measures (n=1356) found sustained increases at 12 months.

Harms of Behavioral Interventions

Harms of behavioral interventions were rarely reported. Based on a single fair-quality trial, skin procedures may increase in the first six months after a skin self-exam-focused trial without a corresponding increase in cancer detection. Given the paucity of evidence for favorable association between skin self-exam and melanoma mortality or between skin self-exam

interventions (discussed in **Chapter 1**) and cancer detection (discussed in **KQ1**), increased biopsy resulting from skin self-exam remains a potential harm. However, there was insufficient evidence to draw firm conclusions.

No included trials reported evidence on paradoxically increased sun exposure accompanying sun protection behaviors, and no trials assessed vitamin D levels in participants. Skin cancer worry did not differ between groups at followup in one adult study focused on risk assessment and sun protection counseling, but baseline values for worry were not reported.

Observational Evidence on the Association Between Skin Cancer Prevention Behaviors and Health Outcomes

In the case of sparse data from trials on the direct link between interventions and health outcomes, assessment of observational evidence for associations between the behaviors that might result from interventions and health outcomes may help contextualize the findings. As a contextual question, we searched for new studies that would suggest different or more precise findings since those reported in the previous review and recommendation statement on UV exposure and skin cancer and other health outcomes, and between skin self-exam and skin cancer outcomes (described in **Chapter 1**).

UV Exposure and Health Outcomes

In its 2012 recommendation, the USPSTF found convincing evidence linking UV radiation exposure during childhood and youth to a moderately increased risk for melanoma later in life (range of OR 1.8–4.4); and for adults, adequate evidence linking recreational UV radiation exposure to an increase in melanoma risk (range of OR 1.3–5.0) based on case control and cohort studies of fair to good quality.^{2, 68} Our scan for more recent observational studies generally confirms this evidence. Overall, recent observational evidence provides even stronger evidence for the risks of indoor tanning use^{40, 69-79} and continued mixed evidence on the association between ambient sun exposure and melanoma development.⁸⁰⁻⁸⁴ Followup data from a randomized trial included in the previous evidence review suggest a protective effect for sunscreen use and risk of invasive, but not in situ, melanoma development in adults.⁸⁵ One large population-based study, also confirming the previous evidence review's findings, found increased risk of both melanoma incidence and melanoma death with increasing quartile of UV exposure, but a beneficial association for increasing UV exposure quartile and reduced risk of several other cancers.^{80, 84} Reduced physical activity and Vitamin D deficiency, potential harms of sun protection behavior, have not been detected in observational studies. Increased sunscreen use was associated with increased sunburns in cross-sectional studies,^{96, 97} suggesting a potential false reassurance pathway, but no included trials found evidence for this potential harm.

Reductions in UV exposure could prospectively reduce skin cancer risk. However, the best evidence would likely come from trials such as those included in this review, and no data beyond 3 years was available.

Skin Self-Exam and Health Outcomes

The 2009 USPSTF review on skin cancer screening found no new evidence on the effectiveness of either skin examination by a physician or skin self-exam in reducing the morbidity or mortality of skin cancer, but discussed one fair-quality case-control study.^{4, 5} A 20-year followup study of this same population published in 2016 found no beneficial association between skin self-exam and melanoma death. However, a more expansive measure of skin awareness did appear to be a significant independent predictor of melanoma death. As part of our systematic evidence review (KQs 4 and 5) we searched for trials or cohort studies examining the link between skin self-exam and health outcomes or harms and found no studies.

Intervention Considerations Across Age Groups

There were few patterns suggesting that specific intervention components, settings, or delivery inform intervention effectiveness. Interventions that found an effect on sun protection behaviors were typically, though not always, 12 months or longer, with more mail, phone, or virtual contact points with participants. Consistent with behavioral theory, this may suggest that higher intensity interventions or those that reinforce messages over time may improve intervention effectiveness. Interventions finding an effect were typically multi-component, with varying combinations of in-person counseling, phone counseling, virtual contact, print media, video, and sun protection aids or skin self-exam aids. The impact of physician counseling was difficult to assess. The two pediatric studies involving physician counseling also included other components such as print materials and sunscreen samples, and found improvements in sun protection behaviors relative to controls, but the two adult studies involving physician counseling—both single session interventions—found no intervention effect.

The two trials using solely electronic intervention delivery methods were effective for improving multiple behaviors compared to control conditions: one year of text messages and a self-administered online interactive education program improved sun protection, outdoor tanning, and skin self-exam. Similarly, the single study that focused on both parent and child sun protection behaviors also found an intervention effect for sun protection behaviors. If confirmed in other studies, family-focused and electronically-delivered interventions, perhaps combined with in-person counseling may represent promising approaches for future interventions.

In most trials of pediatric and adult populations, outcome assessments were timed to coincide with the end of summer or fall, which increases recall potential for recent summer behavior. However, most trials also found that sun protection and sunburn increased in both intervention and control groups between baseline and followup assessments. This likely highlights seasonal fluctuations in sun protection behaviors, and demonstrates the importance of including control groups. However, since many studies used minimal or non-tailored interventions for control groups, the effect of these comparison interventions, and therefore the precise impact of the main intervention, cannot adequately be assessed.

Applicability to U.S. Health Care

In general, study populations were likely applicable to white or fair-skinned U.S. primary health care populations. All six pediatric studies and eleven of 16 adult studies were conducted in the United States. Most participants were white, representing the population with the highest risk of melanoma. However, it is unknown whether these findings also apply to people of color, who have less favorable skin cancer mortality outcomes compared with fair-skinned populations. From the limited information reported, a fairly broad representation of socioeconomic status was present in the included study populations. Most pediatric studies' interventions were focused primarily on parents as the primary facilitator of their child's skin cancer prevention behavior. Although one study intervened directly with adolescents age 11-15, overall the findings may be most applicable to younger children.

All intervention components are theoretically implementable from or referable from primary care, though the ability of individual clinicians and practices to initiate intervention components likely varies widely. Single-session risk assessment and physician counseling may be the most easily translated into clinical practice,¹ though no intervention effect was noted for this very low-dose intervention based on two non-U.S. studies. Components such as extended mailed interventions or text messaging campaigns may be more difficult to implement in clinical practice, though may be more easily implemented if non-physician team members are involved.

These findings should be interpreted in the context of prevalent cultural messaging about skin cancer prevention. Many people may be first exposed to sun protection messages, particularly around sunscreen use, in their daily lives rather than in a clinical encounter. Multi-component or multi-level strategies increasingly are considered best practice for cancer prevention interventions;^{156, 197, 198} important target areas may include policy and community-level or occupational interventions, such as mass media campaigns, built environments to increase shaded areas, or free sunscreen dispensers at public beaches.^{155, 156, 199, 200}

Limitations of Included Studies

We found few studies focused on adolescents, young adults or parents of children under age 3. Men over age 50, who as a group have the highest skin cancer risk, were the focus of only a single study. Evidence on health outcomes was limited.

In general, included trials were well-conducted, with adequate study designs that tested interventions developed with a theoretical basis and reporting some measure of practitioner training, intervention fidelity and/or adherence. All trials focused either on at-risk populations or included a tailoring component, allowing specific messaging for participants. Most studies reported seasonal considerations of intervention design, timing, and outcome assessment. However, several limitations should be considered. First, the widespread use of composite measures for behavioral outcome assessment represents a limitation with respect to efforts to assess links between interventions and clinical outcomes. While a composite measure may ease understanding of a series of behaviors that are likely practiced in concert (for example, sunglasses, sunscreen, and hat use) and small changes are likely encouraging, an incremental

change of a fraction of a point on a scale is more challenging to interpret clinically. Further, there was considerable heterogeneity in the types of scales used, the level of adaptation of existing measures, time frames assessed within items, and length of followup. Second, very few studies reported frequencies or absolute values that would allow assessment of behavior change over time or meta-analysis. Third, behavioral outcomes were assessed via self-report, introducing inherent response biases. Social desirability bias is possible; participants in either group might give a response they feel would be received favorably. Self-reported measures are also dependent on accurate participant recall, which can fluctuate even over very short time periods.

Included trials also had limitations with respect to reported health outcomes data. Given that skin cancer can take 10-20 years to develop, detecting improvements in skin cancer outcomes may have limited feasibility. Sunburn was assessed via heterogeneous self-reported measures and therefore was subject to bias. Direct observation of sunburn may be possible but is challenging to measure because of its impermanence and may require specialized equipment for true objective measurement. In the single study that looked at skin cancer outcomes, no confirmation with pathology reports was mentioned; further, the authors reported no attempt to identify skin cancer outcomes in people not reporting a skin procedure.

Limitations of Our Approach

We only included interventions that were conducted in or referable from primary care, and excluded both multilevel interventions in which the impact of a primary care component could not be assessed and populations of current survivors of skin cancer. We did not include interventions taking place in worksites, schools, or other community settings, since those are reviewed by the Community Preventive Services Task Force. Thus we are unable to assess the impact of primary care-relevant interventions relative to interventions in other contexts.

We limited our review to randomized trials and controlled trials. We were limited by the heterogeneity of the measures reported, and chose not to pool results. We were able to calculate standardized effect sizes for only a subset of studies. We limited our assessment of harms to those reported in included interventions. We excluded outcomes of attitudes, intentions, barriers, self-efficacy and other psychosocial measures that may mediate or moderate the impact of interventions; we acknowledge that these measures reflect attention to the theoretical mechanisms through which interventions can impact behavior. We did not analyze message framing (for example, gain or loss frame) or nuanced differences between messages beyond what was reported by trial authors.

Future Research Needs

Interventions focused on skin cancer prevention in young adults, who are most likely to practice indoor or outdoor tanning, are needed. Interventions that demonstrate increased sun protection practices in relatives of melanoma survivors, another population at increased risk of melanoma, represent a gap in the body of evidence. Studies of multilevel interventions with a primary care component, designed to allow assessment of the primary care component, also would strengthen

the body of evidence. In particular, studies that explore a primary care role in counseling frequent users of indoor tanning would provide valuable evidence given that indoor tanning behavior may have an addictive component. Studies of racially and ethnically diverse populations are needed, as are studies intervening with adolescents, young adults, and parents of preschool children.

The body of evidence would be strengthened by studies of sufficient power to observe longer-term health outcomes in trial cohorts, particularly those with interventions focused on promoting sun protection behavior, and by measures of maintenance of sun protection behaviors after trial completion. Ideally, measurement of sun exposure, sunburn, precursor lesions, and cancer should be objective and thoroughly reported. Studies with behavioral outcomes would be strengthened by use of standardized measures, frequency measures in addition to scales, and by complete and transparent reporting of unadjusted data. Investigations into the potential harms and benefits of skin self-exam, ideally using standardized measures, would further strengthen the body of evidence.

A summary of current ongoing studies is provided in **Appendix C**. Studies of mobile and electronic methods of intervention delivery increasingly are being conducted;²⁰¹ evidence on how these interventions, if successful, can be integrated and maintained in primary care settings also will provide relevant evidence.

Conclusion

The body of evidence on the impact of behavioral interventions has increased substantially since the previous review and generally reaffirms its findings, adding limited new evidence on intermediate and health outcomes and for behavioral outcomes in children aged 3–10. The current evidence base suggests that behavioral interventions can increase sun protection behavior in both pediatric and, less consistently, in adult populations; but the clinical significance of these increases is unclear. There is no consistent evidence that interventions are associated with improved sunburn frequency in children or adults. Interventions can increase skin self-exam in adults relative to control conditions, and may lead to increased skin procedures without detecting additional atypical nevi or skin cancers.

References

1. Curry SJ, Grossman DC, Whitlock EP, et al. Behavioral counseling research and evidence-based practice recommendations: U.S. Preventive Services Task Force perspectives. *Ann Intern Med.* 2014;160(6):407-13. PMID: 24723080.
2. Lin JS, Eder M, Weinmann S, et al. Behavioral Counseling to Prevent Skin Cancer: Systematic Evidence Review to Update the 2003 U.S. Preventive Services Task Force Recommendation. Rockville, MD. 2011.
3. U. S. Preventive Services Task Force. Behavioral counseling to prevent skin cancer: recommendation statement. *Am Fam Physician.* 2012;86(8):1-3. PMID: 23062167.
4. U. S. Preventive Services Task Force. Screening for skin cancer: U.S. Preventive Services Task Force recommendation statement. *Ann Intern Med.* 2009;150(3):188-93. PMID: 19189908.
5. Wolff T, Tai E, Miller T. Screening for skin cancer: an update of the evidence for the U.S. Preventive Services Task Force. *Ann Intern Med.* 2009;150(3):194-8. PMID: 19189909.
6. Albert MR, Weinstock MA. Keratinocyte carcinoma. *CA Cancer J Clin.* 2003;53(5):292-302. PMID: 14570228.
7. American Cancer Society. Skin Cancer: Basal and Squamous Cell. Atlanta, GA: American Cancer Society]. <http://www.cancer.org/acs/groups/cid/documents/webcontent/003139-pdf.pdf>.
8. American Cancer Society. Melanoma Skin Cancer. American Cancer Society [2016 Jan 12]. <http://www.cancer.org/cancer/skincancer-melanoma/detailedguide/index>.
9. Clark WH, Jr., Elder DE, Guerry Dt, et al. Model predicting survival in stage I melanoma based on tumor progression. *J Natl Cancer Inst.* 1989;81(24):1893-904. PMID: 2593166.
10. Rigel DS, Carucci JA. Malignant melanoma: prevention, early detection, and treatment in the 21st century. *CA Cancer J Clin.* 2000;50(4):215-36; quiz 37-40. PMID: 10986965.
11. Balch CM, Soong SJ, Gershenwald JE, et al. Prognostic factors analysis of 17,600 melanoma patients: validation of the American Joint Committee on Cancer melanoma staging system. *J Clin Oncol.* 2001;19(16):3622-34. PMID: 11504744.
12. McGovern VJ, Mihm MC, Jr., Bailly C, et al. The classification of malignant melanoma and its histologic reporting. *Cancer.* 1973;32(6):1446-57. PMID: 4757934.
13. Tannous ZS, Lerner LH, Duncan LM, et al. Progression to invasive melanoma from malignant melanoma in situ, lentigo maligna type. *Hum Pathol.* 2000;31(6):705-8. PMID: 10872664.
14. Clark WH, Jr., Elder DE, Van Horn M. The biologic forms of malignant melanoma. *Hum Pathol.* 1986;17(5):443-50. PMID: 3699806.
15. Tuong W, Cheng LS, Armstrong AW. Melanoma: epidemiology, diagnosis, treatment, and outcomes. *Dermatol Clin.* 2012;30(1):113-24, ix. PMID: 22117873.
16. Shain AH, Bastian BC. From melanocytes to melanomas. *Nat Rev Cancer.* 2016;16(6):345-58. PMID: 27125352.
17. Perera E, Sinclair R. An estimation of the prevalence of nonmelanoma skin cancer in the U.S. *F1000Res.* 2013;2(107):107. PMID: 24358841.
18. Harris RB, Griffith K, Moon TE. Trends in the incidence of nonmelanoma skin cancers in southeastern Arizona, 1985-1996. *J Am Acad Dermatol.* 2001;45(4):528-36. PMID: 11568742.

19. Karagas MR, Greenberg ER, Spencer SK, et al. Increase in incidence rates of basal cell and squamous cell skin cancer in New Hampshire, USA. New Hampshire Skin Cancer Study Group. *Int J Cancer*. 1999;81(4):555-9. PMID: 10225444.
20. Eisemann N, Waldmann A, Geller AC, et al. Non-melanoma skin cancer incidence and impact of skin cancer screening on incidence. *J Invest Dermatol*. 2014;134(1):43-50. PMID: 23877569.
21. Housman TS, Feldman SR, Williford PM, et al. Skin cancer is among the most costly of all cancers to treat for the Medicare population. *J Am Acad Dermatol*. 2003;48(3):425-9. PMID: 12637924.
22. Australian Institute of Health and Welfare. Non-melanoma skin cancer: General practice consultations, hospitalisation and mortality. Canberra, Australia: Australian Institute of Health and Welfare, Cancer Australia [2017 April 5]. <http://www.aihw.gov.au/WorkArea/DownloadAsset.aspx?id=6442454591>.
23. Collins B, Smith C, Anderson M, et al. Head and neck skin cancer in the immunocompromised patient: a quantitative analysis. *J Okla State Med Assoc*. 2015;108(1):8-12. PMID: 25790580.
24. Guy GP, Jr., Thomas CC, Thompson T, et al. Vital signs: melanoma incidence and mortality trends and projections - United States, 1982-2030. *MMWR Morb Mortal Wkly Rep*. 2015;64(21):591-6. PMID: 26042651.
25. Kohler BA, Sherman RL, Howlader N, et al. Annual Report to the Nation on the Status of Cancer, 1975-2011, Featuring Incidence of Breast Cancer Subtypes by Race/Ethnicity, Poverty, and State. *J Natl Cancer Inst*. 2015;107(6):djv048. PMID: 25825511.
26. Linos E, Swetter SM, Cockburn MG, et al. Increasing burden of melanoma in the United States. *J Invest Dermatol*. 2009;129(7):1666-74. PMID: 19131946.
27. American Cancer Society. Cancer Facts & Figures 2016. Atlanta, GA: American Cancer Society [2017 Jan 3]. <http://www.cancer.org/research/cancerfactsstatistics/cancerfactsfigures2016/>.
28. Siegel RL, Miller KD, Jemal A. Cancer statistics, 2015. *CA Cancer J Clin*. 2015;65(1):5-29. PMID: 25559415.
29. National Cancer Institute. SEER Stat Fact Sheets: Melanoma of the Skin. Bethesda, MD: National Cancer Institute [2016 Jan 12]. <http://seer.cancer.gov/statfacts/html/melan.html>.
30. Howlader N, Noone AM, Krapcho M, et al. SEER Cancer Statistics Review, 1975-2013. Bethesda, MD: National Cancer Institute; 2016.
31. Weinstock MA, Bogaars HA, Ashley M, et al. Nonmelanoma skin cancer mortality. A population-based study. *Arch Dermatol*. 1991;127(8):1194-7. PMID: 1863078.
32. American Cancer Society. Key Statistics for Basal and Squamous Cell Skin Cancers. American Cancer Society [2017 April 10]. <https://www.cancer.org/cancer/basal-and-squamous-cell-skin-cancer/about/key-statistics.html>.
33. Livingstone E, Windemuth-Kieselbach C, Eigentler TK, et al. A first prospective population-based analysis investigating the actual practice of melanoma diagnosis, treatment and follow-up. *Eur J Cancer*. 2011;47(13):1977-89. PMID: 21612915.
34. Welch HG, Woloshin S, Schwartz LM. Skin biopsy rates and incidence of melanoma: population based ecological study. *BMJ*. 2005;331(7515):481. PMID: 16081427.
35. Erdei E, Torres SM. A new understanding in the epidemiology of melanoma. *Expert Rev Anticancer Ther*. 2010;10(11):1811-23. PMID: 21080806.

36. Joseph MG, Zulueta WP, Kennedy PJ. Squamous cell carcinoma of the skin of the trunk and limbs: the incidence of metastases and their outcome. *Aust N Z J Surg.* 1992;62(9):697-701. PMID: 1520151.
37. Brantsch KD, Meisner C, Schonfisch B, et al. Analysis of risk factors determining prognosis of cutaneous squamous-cell carcinoma: a prospective study. *Lancet Oncol.* 2008;9(8):713-20. PMID: 18617440.
38. Brougham ND, Dennett ER, Cameron R, et al. The incidence of metastasis from cutaneous squamous cell carcinoma and the impact of its risk factors. *J Surg Oncol.* 2012;106(7):811-5. PMID: 22592943.
39. SEER Training Modules. Skin Cancer: Melanoma. U. S. National Institutes of Health, National Cancer Institute [2017 April 7]. <https://training.seer.cancer.gov/melanoma/>.
40. Veierod MB, Couto E, Lund E, et al. Host characteristics, sun exposure, indoor tanning and risk of squamous cell carcinoma of the skin. *Int J Cancer.* 2014;135(2):413-22. PMID: 24408678.
41. Khalesi M, Whiteman DC, Tran B, et al. A meta-analysis of pigmentary characteristics, sun sensitivity, freckling and melanocytic nevi and risk of basal cell carcinoma of the skin. *Cancer Epidemiol.* 2013;37(5):534-43. PMID: 23849507.
42. Gandini S, Sera F, Cattaruzza MS, et al. Meta-analysis of risk factors for cutaneous melanoma: III. Family history, actinic damage and phenotypic factors. *Eur J Cancer.* 2005;41(14):2040-59. PMID: 16125929.
43. Gandini S, Sera F, Cattaruzza MS, et al. Meta-analysis of risk factors for cutaneous melanoma: I. Common and atypical naevi. *Eur J Cancer.* 2005;41(1):28-44. PMID: 15617989.
44. Cho E, Rosner BA, Colditz GA. Risk factors for melanoma by body site. *Cancer Epidemiol Biomarkers Prev.* 2005;14(5):1241-4. PMID: 15894679.
45. Tucker MA, Halpern A, Holly EA, et al. Clinically recognized dysplastic nevi. A central risk factor for cutaneous melanoma. *JAMA.* 1997;277(18):1439-44. PMID: 9145715.
46. Veierod MB, Weiderpass E, Thorn M, et al. A prospective study of pigmentation, sun exposure, and risk of cutaneous malignant melanoma in women. *J Natl Cancer Inst.* 2003;95(20):1530-8. PMID: 14559875.
47. Marghoob AA, Slade J, Salopek TG, et al. Basal cell and squamous cell carcinomas are important risk factors for cutaneous malignant melanoma. Screening implications. *Cancer.* 1995;75(2 Suppl):707-14. PMID: 7804999.
48. Pomerantz H, Huang D, Weinstock MA. Risk of subsequent melanoma after melanoma in situ and invasive melanoma: a population-based study from 1973 to 2011. *J Am Acad Dermatol.* 2015;72(5):794-800. PMID: 25769192.
49. Spanogle JP, Clarke CA, Aroner S, et al. Risk of second primary malignancies following cutaneous melanoma diagnosis: a population-based study. *J Am Acad Dermatol.* 2010;62(5):757-67. PMID: 20223559.
50. Olsen CM, Carroll HJ, Whiteman DC. Familial melanoma: a meta-analysis and estimates of attributable fraction. *Cancer Epidemiol Biomarkers Prev.* 2010;19(1):65-73. PMID: 20056624.
51. Rivers JK. Melanoma. *Lancet.* 1996;347(9004):803-6. PMID: 8622339.
52. Leachman SA, Carucci J, Kohlmann W, et al. Selection criteria for genetic assessment of patients with familial melanoma. *J Am Acad Dermatol.* 2009;61(4):677 e1-14. PMID: 19751883.

53. Hussain SK, Sundquist J, Hemminki K. The effect of having an affected parent or sibling on invasive and in situ skin cancer risk in Sweden. *J Invest Dermatol.* 2009;129(9):2142-7. PMID: 19242514.
54. Lambert WC, Kuo HR, Lambert MW. Xeroderma pigmentosum. *Dermatol Clin.* 1995;13(1):169-209. PMID: 7712643.
55. Read J, Wadt KA, Hayward NK. Melanoma genetics. *J Med Genet.* 2016;53(1):1-14. PMID: 26337759.
56. Potrony M, Badenas C, Aguilera P, et al. Update in genetic susceptibility in melanoma. *Ann Transl Med.* 2015;3(15):210. PMID: 26488006.
57. Kubica AW, Brewer JD. Melanoma in immunosuppressed patients. *Mayo Clin Proc.* 2012;87(10):991-1003. PMID: 23036673.
58. Brewer JD, Christenson LJ, Weaver AL, et al. Malignant melanoma in solid transplant recipients: collection of database cases and comparison with surveillance, epidemiology, and end results data for outcome analysis. *Arch Dermatol.* 2011;147(7):790-6. PMID: 21768478.
59. Berg D, Otley CC. Skin cancer in organ transplant recipients: Epidemiology, pathogenesis, and management. *J Am Acad Dermatol.* 2002;47(1):1-17. PMID: 12077575.
60. Euvrard S, Kanitakis J, Claudy A. Skin cancers after organ transplantation. *N Engl J Med.* 2003;348(17):1681-91. PMID: 12711744.
61. Silverberg MJ, Leyden W, Warton EM, et al. HIV infection status, immunodeficiency, and the incidence of non-melanoma skin cancer. *J Natl Cancer Inst.* 2013;105(5):350-60. PMID: 23291375.
62. Armstrong BK, English DR. Epidemiologic studies. In: Balch CM, Houghton AN, Milton GW, Sober AJ, Soong S-J, editors. *Cutaneous melanoma.* 2nd ed. Philadelphia: JB Lippincott; 1992.
63. International Agency for Research on Cancer. *IARC Monographs on the Evaluation of Carcinogenic Risks to Humans: Solar and Ultraviolet Radiation.* Lyon, France: 1992.
64. Oliveria SA, Saraiya M, Geller AC, et al. Sun exposure and risk of melanoma. *Arch Dis Child.* 2006;91(2):131-8. PMID: 16326797.
65. Whiteman DC, Whiteman CA, Green AC. Childhood sun exposure as a risk factor for melanoma: a systematic review of epidemiologic studies. *Cancer Causes Control.* 2001;12(1):69-82. PMID: 11227927.
66. International Agency for Research on Cancer. Agents classified by the IARC Monographs, Volumes 1-114. Lyon, France [2016 Jan].
<http://monographs.iarc.fr/ENG/Classification/index.php>.
67. Council on Environmental Health Section on Dermatology, Balk SJ. Ultraviolet radiation: a hazard to children and adolescents. *Pediatrics.* 2011;127(3):588-97. PMID: 21357336.
68. U.S. Preventive Services Task Force. Final Recommendation Statement: Skin Cancer: Counseling. [2016 January 26].
<http://www.uspreventiveservicestaskforce.org/Page/Document/RecommendationStatementFinal/skin-cancer-counseling>.
69. Boniol M, Autier P, Boyle P, et al. Cutaneous melanoma attributable to sunbed use: systematic review and meta-analysis. *BMJ.* 2012;345:e4757. PMID: 22833605.
70. Colantonio S, Bracken MB, Beecker J. The association of indoor tanning and melanoma in adults: systematic review and meta-analysis. *J Am Acad Dermatol.* 2014;70(5):847-57 e1-18. PMID: 24629998.

71. Veierod MB, Adami HO, Lund E, et al. Sun and solarium exposure and melanoma risk: effects of age, pigmentary characteristics, and nevi. *Cancer Epidemiol Biomarkers Prev.* 2010;19(1):111-20. PMID: 20056629.
72. Cust AE, Armstrong BK, Goumas C, et al. Sunbed use during adolescence and early adulthood is associated with increased risk of early-onset melanoma. *Int J Cancer.* 2011;128(10):2425-35. PMID: 20669232.
73. Lazovich D, Isaksson Vogel R, Weinstock MA, et al. Association Between Indoor Tanning and Melanoma in Younger Men and Women. *JAMA Dermatol.* 2016;152(3):268-75. PMID: 26818409.
74. Wehner MR, Shive ML, Chren MM, et al. Indoor tanning and non-melanoma skin cancer: systematic review and meta-analysis. *BMJ.* 2012;345:e5909. PMID: 23033409.
75. Ferrucci LM, Vogel RI, Cartmel B, et al. Indoor tanning in businesses and homes and risk of melanoma and nonmelanoma skin cancer in 2 US case-control studies. *J Am Acad Dermatol.* 2014;71(5):882-7. PMID: 25062934.
76. Fischer AH, Wang TS, Yenokyan G, et al. Association of Indoor Tanning Frequency With Risky Sun Protection Practices and Skin Cancer Screening. *JAMA Dermatol.* 2016. PMID: 27732686.
77. Heckman CJ, Munshi T, Darlow S, et al. The association of tanning behavior with psychotropic medication use among young adult women. *Psychol Health Med.* 2016;21(1):60-6. PMID: 26068581.
78. Heckman CJ, Cohen-Filipic J, Darlow S, et al. Psychiatric and addictive symptoms of young adult female indoor tanners. *Am J Health Promot.* 2014;28(3):168-74. PMID: 23621780.
79. Petit A, Lejoyeux M, Reynaud M, et al. Excessive indoor tanning as a behavioral addiction: a literature review. *Curr Pharm Des.* 2014;20(25):4070-5. PMID: 24001299.
80. Lin SW, Wheeler DC, Park Y, et al. Prospective study of ultraviolet radiation exposure and risk of cancer in the United States. *Int J Cancer.* 2012;131(6):E1015-23. PMID: 22539073.
81. Walls AC, Han J, Li T, et al. Host risk factors, ultraviolet index of residence, and incident malignant melanoma in situ among US women and men. *Am J Epidemiol.* 2013;177(9):997-1005. PMID: 23579556.
82. Wu S, Cho E, Li WQ, et al. History of Severe Sunburn and Risk of Skin Cancer Among Women and Men in 2 Prospective Cohort Studies. *Am J Epidemiol.* 2016;183(9):824-33. PMID: 27045074.
83. Ransohoff KJ, Ally MS, Stefanick ML, et al. Impact of residential UV exposure in childhood versus adulthood on skin cancer risk in Caucasian, postmenopausal women in the Women's Health Initiative. *Cancer Causes Control.* 2016;27(6):817-23. PMID: 27153844.
84. Lin SW, Wheeler DC, Park Y, et al. Prospective study of ultraviolet radiation exposure and mortality risk in the United States. *Am J Epidemiol.* 2013;178(4):521-33. PMID: 23863757.
85. Green AC, Williams GM, Logan V, et al. Reduced melanoma after regular sunscreen use: randomized trial follow-up. *J Clin Oncol.* 2011;29(3):257-63. PMID: 21135266.
86. International Agency for Research on Cancer Working Group on artificial ultraviolet light and skin cancer. The association of use of sunbeds with cutaneous malignant melanoma and other skin cancers: A systematic review. *Int J Cancer.* 2007;120(5):1116-22. PMID: 17131335.

87. Boniol M, Autier P, Boyle P, et al. Correction: Cutaneous melanoma attributable to sunbed use: systematic review and meta-analysis. *BMJ*. 2012;345:e8503. PMID: 22833605.
88. National Conference of State Legislatures. Indoor tanning restrictions for minors - a state-by-state comparison. Washington, DC [2016 Jan 14]. <http://www.ncsl.org/research/health/indoor-tanning-restrictions.aspx>.
89. Wei-Passanese EX, Han J, Lin W, et al. Geographical variation in residence and risk of multiple nonmelanoma skin cancers in US women and men. *Photochem Photobiol*. 2012;88(2):483-9. PMID: 22211791.
90. Xiang F, Lucas R, Hales S, et al. Incidence of nonmelanoma skin cancer in relation to ambient UV radiation in white populations, 1978-2012: empirical relationships. *JAMA Dermatol*. 2014;150(10):1063-71. PMID: 25103031.
91. Wu S, Han J, Vleugels RA, et al. Cumulative ultraviolet radiation flux in adulthood and risk of incident skin cancers in women. *Br J Cancer*. 2014;110(7):1855-61. PMID: 24595003.
92. de Maleissye MF, Beauchet A, Saiag P, et al. Sunscreen use and melanocytic nevi in children: a systematic review. *Pediatr Dermatol*. 2013;30(1):51-9. PMID: 22994908.
93. Green A, Williams G, Neale R, et al. Daily sunscreen application and betacarotene supplementation in prevention of basal-cell and squamous-cell carcinomas of the skin: a randomised controlled trial. *Lancet*. 1999;354(9180):723-9. PMID: 10475183.
94. Lazovich D, Vogel RI, Berwick M, et al. Melanoma risk in relation to use of sunscreen or other sun protection methods. *Cancer Epidemiol Biomarkers Prev*. 2011;20(12):2583-93. PMID: 22016471.
95. Heurung AR, Raju SI, Warshaw EM. Adverse reactions to sunscreen agents: epidemiology, responsible irritants and allergens, clinical characteristics, and management. *Dermatitis*. 2014;25(6):289-326. PMID: 25384223.
96. Linos E, Keiser E, Fu T, et al. Hat, shade, long sleeves, or sunscreen? Rethinking US sun protection messages based on their relative effectiveness. *Cancer Causes Control*. 2011;22(7):1067-71. PMID: 21637987.
97. Koster B, Thorgaard C, Philip A, et al. Prevalence of sunburn and sun-related behaviour in the Danish population: a cross-sectional study. *Scand J Public Health*. 2010;38(5):548-52. PMID: 20484310.
98. Milne E, Simpson JA, Johnston R, et al. Time spent outdoors at midday and children's body mass index. *Am J Public Health*. 2007;97(2):306-10. PMID: 17194858.
99. Foley P, Nixon R, Marks R, et al. The frequency of reactions to sunscreens: results of a longitudinal population-based study on the regular use of sunscreens in Australia. *Br J Dermatol*. 1993;128(5):512-8. PMID: 8504041.
100. Institute of Medicine. Dietary Reference Intakes for Calcium and Vitamin D. Ross AC, Taylor CL, Yaktine AL, Del Valle HB, editors. Washington, DC: The National Academies Press; 2011.
101. Andersen R, Brot C, Jakobsen J, et al. Seasonal changes in vitamin D status among Danish adolescent girls and elderly women: the influence of sun exposure and vitamin D intake. *Eur J Clin Nutr*. 2013;67(3):270-4. PMID: 23388663.
102. Brot C, Vestergaard P, Kolthoff N, et al. Vitamin D status and its adequacy in healthy Danish perimenopausal women: relationships to dietary intake, sun exposure and serum parathyroid hormone. *Br J Nutr*. 2001;86 Suppl 1:S97-103. PMID: 11520426.

103. Burgaz A, Akesson A, Michaelsson K, et al. 25-hydroxyvitamin D accumulation during summer in elderly women at latitude 60 degrees N. *J Intern Med.* 2009;266(5):476-83. PMID: 19570054.
104. Touvier M, Deschasaux M, Montourcy M, et al. Determinants of vitamin D status in Caucasian adults: influence of sun exposure, dietary intake, sociodemographic, lifestyle, anthropometric, and genetic factors. *J Invest Dermatol.* 2015;135(2):378-88. PMID: 25211176.
105. Forrest KY, Stuhldreher WL. Prevalence and correlates of vitamin D deficiency in US adults. *Nutr Res.* 2011;31(1):48-54. PMID: 21310306.
106. Marks R, Foley PA, Jolley D, et al. The effect of regular sunscreen use on vitamin D levels in an Australian population. Results of a randomized controlled trial. *Arch Dermatol.* 1995;131(4):415-21. PMID: 7726582.
107. Jayaratne N, Russell A, van der Pols JC. Sun protection and vitamin D status in an Australian subtropical community. *Prev Med.* 2012;55(2):146-50. PMID: 22634425.
108. Linos E, Keiser E, Kanzler M, et al. Sun protective behaviors and vitamin D levels in the US population: NHANES 2003-2006. *Cancer Causes Control.* 2012;23(1):133-40. PMID: 22045154.
109. U.S. Department of Health and Human Services. The Surgeon General's Call to Action to Prevent Skin Cancer. Washington, D.C.: U.S. Department of Health and Human Services, Office of the Surgeon General; 2014.
110. British Association of Dermatologists, Cancer Research UK, Diabetes UK, et al. Consensus Vitamin D position statement. National Health Service; 2010.
111. Mead MN. Benefits of sunlight: a bright spot for human health. *Environ Health Perspect.* 2008;116(4):A160-7. PMID: 18414615.
112. American Cancer Society. Cancer Prevention & Early Detection Facts & Figures 2015-2016. Atlanta: American Cancer Society; 2015.
113. American Academy of Dermatology, AAD Association. Position Statement on Vitamin D. American Academy of Dermatology; 2009.
114. U.S. Preventive Services Task Force. Final Recommendation Statement: Vitamin D Deficiency: Screening, 2014. [2016 Jan 15]. <http://www.uspreventiveservicestaskforce.org/Page/Document/RecommendationStatementFinal/vitamin-d-deficiency-screening>.
115. Hoel DG, Berwick M, de Gruijl FR, et al. The risks and benefits of sun exposure 2016. *Dermatoendocrinol.* 2016;8(1):e1248325. PMID: 27942349.
116. Razaque MS. Sunlight exposure: Do health benefits outweigh harm? *J Steroid Biochem Mol Biol.* 2016. PMID: 27645314.
117. Al Mheid I, Patel RS, Tangpricha V, et al. Vitamin D and cardiovascular disease: is the evidence solid? *Eur Heart J.* 2013;34(48):3691-8. PMID: 23751422.
118. Hidayat R, Setiati S, Soewondo P. The association between vitamin D deficiency and type 2 diabetes mellitus in elderly patients. *Acta Med Indones.* 2010;42(3):123-9. PMID: 20724765.
119. van der Rhee H, Coebergh JW, de Vries E. Is prevention of cancer by sun exposure more than just the effect of vitamin D? A systematic review of epidemiological studies. *Eur J Cancer.* 2013;49(6):1422-36. PMID: 23237739.
120. Jelinek GA, Marck CH, Weiland TJ, et al. Latitude, sun exposure and vitamin D supplementation: associations with quality of life and disease outcomes in a large

- international cohort of people with multiple sclerosis. *BMC Neurol.* 2015;15:132. PMID: 26243188.
121. Ganji V, Milone C, Cody MM, et al. Serum vitamin D concentrations are related to depression in young adult US population: the Third National Health and Nutrition Examination Survey. *Int Arch Med.* 2010;3:29. PMID: 21067618.
 122. Modan-Moses D, Levy-Shraga Y, Pinhas-Hamiel O, et al. High prevalence of vitamin D deficiency and insufficiency in adolescent inpatients diagnosed with eating disorders. *Int J Eat Disord.* 2015;48(6):607-14. PMID: 25130505.
 123. Daraghmeh AH, Bertoia ML, Al-Qadi MO, et al. Evidence for the vitamin D hypothesis: The NHANES III extended mortality follow-up. *Atherosclerosis.* 2016;255:96-101. PMID: 27855294.
 124. Chowdhury R, Kunutsor S, Vitezova A, et al. Vitamin D and risk of cause specific death: systematic review and meta-analysis of observational cohort and randomised intervention studies. *BMJ.* 2014;348:g1903. PMID: 24690623.
 125. Berwick M, Armstrong BK, Ben-Porat L, et al. Sun exposure and mortality from melanoma. *J Natl Cancer Inst.* 2005;97(3):195-9. PMID: 15687362.
 126. Berwick M, Begg CB, Fine JA, et al. Screening for cutaneous melanoma by skin self-examination. *J Natl Cancer Inst.* 1996;88(1):17-23. PMID: 8847720.
 127. Paddock LE, Lu SE, Bandera EV, et al. Skin self-examination and long-term melanoma survival. *Melanoma Res.* 2016;26(4):401-8. PMID: 26990272.
 128. Weinstock MA, Lott JP, Wang Q, et al. Skin Biopsy Utilization and Melanoma Incidence among Medicare Beneficiaries. *Br J Dermatol.* 2016. PMID: 27639256.
 129. U.S. Department of Health and Human Services. Healthy People 2020. Washington, DC: U.S. Department of Health and Human Services, Office of Disease Prevention and Health Promotion [2016 Jan 14]. <https://www.healthypeople.gov/2020/topics-objectives/topic/cancer/objectives>.
 130. Holman DM, Berkowitz Z, Guy GP, Jr., et al. The association between demographic and behavioral characteristics and sunburn among U.S. adults - National Health Interview Survey, 2010. *Prev Med.* 2014;63:6-12. PMID: 24589442.
 131. CDC. Sunburn and sun protective behaviors among adults aged 18-29 years--United States, 2000-2010. *MMWR Morb Mortal Wkly Rep.* 2012;61(18):317-22. PMID: 22572977.
 132. Buller DB, Cokkinides V, Hall HI, et al. Prevalence of sunburn, sun protection, and indoor tanning behaviors among Americans: review from national surveys and case studies of 3 states. *J Am Acad Dermatol.* 2011;65(5 Suppl 1):S114-23. PMID: 22018060.
 133. Coups EJ, Stapleton JL, Hudson SV, et al. Sun protection and exposure behaviors among Hispanic adults in the United States: differences according to acculturation and among Hispanic subgroups. *BMC Public Health.* 2012;12:985. PMID: 23153104.
 134. Jacobsen AA, Galvan A, Lachapelle CC, et al. Defining the Need for Skin Cancer Prevention Education in Uninsured, Minority, and Immigrant Communities. *JAMA Dermatol.* 2016;152(12):1342-7. PMID: 27626892.
 135. Glenn BA, Lin T, Chang LC, et al. Sun protection practices and sun exposure among children with a parental history of melanoma. *Cancer Epidemiol Biomarkers Prev.* 2015;24(1):169-77. PMID: 25587110.
 136. Geller AC, Brooks DR, Colditz GA, et al. Sun protection practices among offspring of women with personal or family history of skin cancer. *Pediatrics.* 2006;117(4):e688-94. PMID: 16585282.

137. Wehner MR, Chren MM, Nameth D, et al. International prevalence of indoor tanning: a systematic review and meta-analysis. *JAMA Dermatol.* 2014;150(4):390-400. PMID: 24477278.
138. Hamidi R, Cockburn MG, Peng DH. Prevalence and predictors of skin self-examination: prospects for melanoma prevention and early detection. *Int J Dermatol.* 2008;47(10):993-1003. PMID: 18986343.
139. Robinson JK, Rigel DS, Amonette RA. What promotes skin self-examination? *J Am Acad Dermatol.* 1998;38(5):752-7. PMID: 9591820.
140. Coups EJ, Stapleton JL, Hudson SV, et al. Skin cancer surveillance behaviors among US Hispanic adults. *J Am Acad Dermatol.* 2013;68(4):576-84. PMID: 23182066.
141. Olsen CM, Thompson BS, Green AC, et al. Sun Protection and Skin Examination Practices in a Setting of High Ambient Solar Radiation: A Population-Based Cohort Study. *JAMA Dermatology.* 2015;151(9):982-90. PMID: 26039788.
142. Glenn BA, Chen KL, Chang LC, et al. Skin Examination Practices Among Melanoma Survivors and Their Children. *J Cancer Educ.* 2016. PMID: 26856594.
143. Mujumdar UJ, Hay JL, Monroe-Hinds YC, et al. Sun protection and skin self-examination in melanoma survivors. *Psychooncology.* 2009;18(10):1106-15. PMID: 19142859.
144. Akamine KL, Gustafson CJ, Davis SA, et al. Trends in sunscreen recommendation among US physicians. *JAMA Dermatol.* 2014;150(1):51-5. PMID: 24005847.
145. Feldman SR, Fleischer AB, Jr. Skin examinations and skin cancer prevention counseling by US physicians: a long way to go. *J Am Acad Dermatol.* 2000;43(2 Pt 1):234-7. PMID: 10906644.
146. Oliveria SA, Christos PJ, Marghoob AA, et al. Skin cancer screening and prevention in the primary care setting: national ambulatory medical care survey 1997. *J Gen Intern Med.* 2001;16(5):297-301. PMID: 11359547.
147. Saraiya M, Frank E, Elon L, et al. Personal and clinical skin cancer prevention practices of US women physicians. *Arch Dermatol.* 2000;136(5):633-42. PMID: 10815857.
148. Balk SJ, O'Connor KG, Saraiya M. Counseling parents and children on sun protection: a national survey of pediatricians. *Pediatrics.* 2004;114(4):1056-64. PMID: 15466105.
149. Bandi P, Cokkinides VE, Weinstock MA, et al. Physician sun protection counseling: prevalence, correlates, and association with sun protection practices among US adolescents and their parents, 2004. *Prev Med.* 2010;51(2):172-7. PMID: 20478331.
150. American College of Obstetricians and Gynecologists. Committee opinion no. 626: the transition from pediatric to adult health care: preventive care for young women aged 18-26 years. *Obstet Gynecol.* 2015;125(3):752-4. PMID: 25730254.
151. Wilkinson J, Bass C, Diem S, et al. Preventive Services for Children and Adolescents. Bloomington, MN: Institute for Clinical Systems Improvement; 2013.
152. Royal Australian College of General Practitioners. Guidelines for preventive activities in general practice 8th edition. East Melbourne, Australia: Royal Australian College of General Practitioners; 2012.
153. National Institute for Health and Care Excellence. Skin cancer prevention: public health guideline. National Institute for Health and Care Excellence; 2011.
154. International Agency for Research on Cancer. IARC Handbooks of Cancer Prevention Volume 5: Sunscreens. Lyon, France: World Health Organization; 2001.
155. Guide to Community Preventive Services. Cancer Prevention and Control: Skin Cancer Prevention. Community Preventive Services Task Force; 2014.

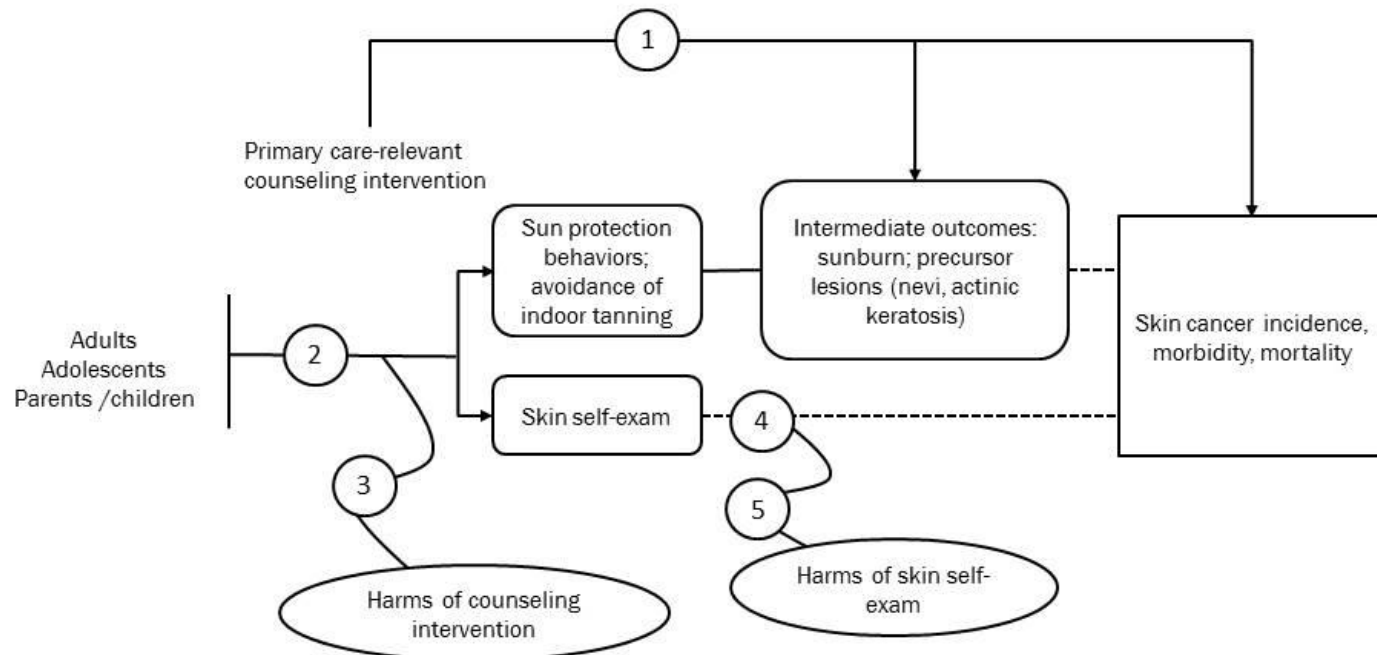
156. Community Preventive Services Task Force. Community-wide Interventions to Prevent Skin Cancer: Recommendation of the Community Preventive Services Task Force. *Am J Prev Med.* 2016;51(4):540-1. PMID: 27647054.
157. American Academy of Dermatology. AADA provides input on skin cancer screening recommendation. American Academy of Dermatology [2017 January 3]. <https://www.aad.org/media/news-releases/aada-provides-input-on-skin-cancer-screening-recommendation>.
158. Skin Cancer Foundation. Early Detection and Self Exams. Skin Cancer Foundation [2017 January 3]. <http://www.skincancer.org/skin-cancer-information/early-detection>.
159. Royal Australian College of General Practitioners. Skin checks. Royal Australian College of General Practitioners [2017 January 3]. <http://www.racgp.org.au/afp/2012/july/skin-checks/>.
160. U.S. Preventive Services Task Force. Counseling to Prevent Skin Cancer: Recommendations and Rationale. Rockville, MD: Agency for Healthcare Research and Quality; 2003.
161. Bibbins-Domingo K, Grossman DC, Curry SJ, et al. Screening for Skin Cancer: US Preventive Services Task Force Recommendation Statement. *JAMA.* 2016;316(4):429-35. PMID: 27458948.
162. Wernli KJ, Henrikson NB, Morrison CC, et al. Screening for Skin Cancer in Adults: Updated Evidence Report and Systematic Review for the US Preventive Services Task Force. *JAMA.* 2016;316(4):436-47. PMID: 27458949.
163. Veritas Health Innovation. Covidence Systematic Review Software. Melbourne, Australia.
164. United Nations Development Programme. Human Development Index: 2015 Rankings. United Nations Development Programme [2015]. <http://hdr.undp.org/en/2015-report>.
165. Krist AH, Baumann LJ, Holtrop JS, et al. Evaluating Feasible and Referable Behavioral Counseling Interventions. *Am J Prev Med.* 2015;49(3 Suppl 2):S138-49. PMID: 26296548.
166. Berkman ND, Lohr KN, Ansari M, et al. Grading the Strength of a Body of Evidence When Assessing Health Care Interventions for the Effective Health Care Program of the Agency for Healthcare Research and Quality: An Update. *Methods Guide for Effectiveness and Comparative Effectiveness Reviews.* AHRQ Publication No. 10(14)-EHC063-EF. Rockville, MD: Agency for Healthcare Research and Quality; 2014.
167. Atkins D, Eccles M, Flottorp S, et al. Systems for grading the quality of evidence and the strength of recommendations I: critical appraisal of existing approaches The GRADE Working Group. *BMC Health Serv Res.* 2004;4(1):38. PMID: 15615589.
168. Crane LA, Deas A, Mokrohisky ST, et al. A randomized intervention study of sun protection promotion in well-child care. *Prev Med.* 2006;42(3):162-70. PMID: 16376977.
169. Glasser A, Shaheen M, Glenn BA, et al. The sun sense study: an intervention to improve sun protection in children. *Am J Health Behav.* 2010;34(4):500-10. PMID: 20218761.
170. Gritz ER, Tripp MK, Peterson SK, et al. Randomized controlled trial of a sun protection intervention for children of melanoma survivors. *Cancer Epidemiol Biomarkers Prev.* 2013;22(10):1813-24. PMID: 24097199.
171. Norman GJ, Adams MA, Calfas KJ, et al. A randomized trial of a multicomponent intervention for adolescent sun protection behaviors. *Arch Pediatr Adolesc Med.* 2007;161(2):146-52. PMID: 17283299.

172. Crane LA, Asdigian NL, Baron AE, et al. Mailed intervention to promote sun protection of children: a randomized controlled trial. *Am J Prev Med.* 2012;43(4):399-410. PMID: 22992358.
173. Glanz K, Steffen AD, Schoenfeld E, et al. Randomized trial of tailored skin cancer prevention for children: the Project SCAPE family study. *J Health Commun.* 2013;18(11):1368-83. PMID: 23806094.
174. Geller AC, Emmons KM, Brooks DR, et al. A randomized trial to improve early detection and prevention practices among siblings of melanoma patients. *Cancer.* 2006;107(4):806-14. PMID: 16832795.
175. Glanz K, Schoenfeld ER, Steffen A. A randomized trial of tailored skin cancer prevention messages for adults: Project SCAPE. *Am J Public Health.* 2010;100(4):735-41. PMID: 20167900.
176. Glanz K, Volpicelli K, Jepson C, et al. Effects of tailored risk communications for skin cancer prevention and detection: the PennSCAPE randomized trial. *Cancer Epidemiol Biomarkers Prev.* 2015;24(2):415-21. PMID: 25432953.
177. Glazebrook C, Garrud P, Avery A, et al. Impact of a multimedia intervention "Skinsafe" on patients' knowledge and protective behaviors. *Prev Med.* 2006;42(6):449-54. PMID: 16580059.
178. Heckman CJ, Darlow SD, Ritterband LM, et al. Efficacy of an Intervention to Alter Skin Cancer Risk Behaviors in Young Adults. *Am J Prev Med.* 2016. PMID: 26810358.
179. Hillhouse J, Turrisi R, Stapleton J, et al. A randomized controlled trial of an appearance-focused intervention to prevent skin cancer. *Cancer.* 2008;113(11):3257-66. PMID: 18937268.
180. Janda M, Neale RE, Youl P, et al. Impact of a video-based intervention to improve the prevalence of skin self-examination in men 50 years or older: the randomized skin awareness trial. *Arch Dermatol.* 2011;147(7):799-806. PMID: 21422325.
181. Mahler HI, Kulik JA, Gerrard M, et al. Long-term effects of appearance-based interventions on sun protection behaviors. *Health Psychol.* 2007;26(3):350-60. PMID: 17500622.
182. Manne S, Jacobsen PB, Ming ME, et al. Tailored versus generic interventions for skin cancer risk reduction for family members of melanoma patients. *Health Psychol.* 2010;29(6):583-93. PMID: 21090893.
183. Prochaska JO, Velicer WF, Redding C, et al. Stage-based expert systems to guide a population of primary care patients to quit smoking, eat healthier, prevent skin cancer, and receive regular mammograms. *Prev Med.* 2005;41(2):406-16. PMID: 15896835.
184. Prochaska JO, Velicer WF, Rossi JS, et al. Multiple risk expert systems interventions: impact of simultaneous stage-matched expert system interventions for smoking, high-fat diet, and sun exposure in a population of parents. *Health Psychol.* 2004;23(5):503-16. PMID: 15367070.
185. Rat C, Quereux G, Riviere C, et al. Targeted melanoma prevention intervention: a cluster randomized controlled trial. *Ann Fam Med.* 2014;12(1):21-8. PMID: 24445100.
186. Vuong K, Trevena L, Bonevski B, et al. Feasibility of a GP delivered skin cancer prevention intervention in Australia. *BMC Fam Pract.* 2014;15:137. PMID: 25070692.
187. Weinstock MA, Risica PM, Martin RA, et al. Melanoma early detection with thorough skin self-examination: the "Check It Out" randomized trial. *Am J Prev Med.* 2007;32(6):517-24. PMID: 17533068.

188. Youl PH, Soyer HP, Baade PD, et al. Can skin cancer prevention and early detection be improved via mobile phone text messaging? A randomised, attention control trial. *Prev Med.* 2015;71:50-6. PMID: 25524612.
189. Glanz K, Yaroch AL, Dancel M, et al. Measures of sun exposure and sun protection practices for behavioral and epidemiologic research. *Arch Dermatol.* 2008;144(2):217-22. PMID: 18283179.
190. Rosenberg DE, Norman GJ, Sallis JF, et al. Covariation of adolescent physical activity and dietary behaviors over 12 months. *J Adolesc Health.* 2007;41(5):472-8. PMID: 17950167.
191. Patrick K, Calfas KJ, Norman GJ, et al. Randomized controlled trial of a primary care and home-based intervention for physical activity and nutrition behaviors: PACE+ for adolescents. *Arch Pediatr Adolesc Med.* 2006;160(2):128-36. PMID: 16461867.
192. Baker J, Finch L, Soyer HP, et al. Mediation of improvements in sun protective and skin self-examination behaviours: results from the healthy text study. *Psychooncology.* 2016;25(1):28-35. PMID: 26555140.
193. Hillhouse J, Turrisi R, Stapleton J, et al. Effect of seasonal affective disorder and pathological tanning motives on efficacy of an appearance-focused intervention to prevent skin cancer. *Arch Dermatol.* 2010;146(5):485-91. PMID: 20479295.
194. Abar BW, Turrisi R, Hillhouse J, et al. Preventing skin cancer in college females: heterogeneous effects over time. *Health Psychol.* 2010;29(6):574-82. PMID: 20939638.
195. Walton AE, Janda M, Youl PH, et al. Uptake of skin self-examination and clinical examination behavior by outdoor workers. *Arch Environ Occup Health.* 2014;69(4):214-22. PMID: 24499249.
196. Janda M, Youl P, Neale R, et al. Clinical skin examination outcomes after a video-based behavioral intervention: analysis from a randomized clinical trial. *JAMA Dermatology.* 2014;150(4):372-9. PMID: 24553807.
197. Paskett E, Thompson B, Ammerman AS, et al. Multilevel Interventions To Address Health Disparities Show Promise In Improving Population Health. *Health Aff (Millwood).* 2016;35(8):1429-34. PMID: 27503968.
198. Stange KC, Breslau ES, Dietrich AJ, et al. State-of-the-art and future directions in multilevel interventions across the cancer control continuum. *J Natl Cancer Inst Monogr.* 2012;2012(44):20-31. PMID: 22623592.
199. Watson M, Garnett E, Guy GP, et al. The Surgeon General's Call to Action to Prevent Skin Cancer. Washington DC2014.
200. Sandhu PK, Elder R, Patel M, et al. Community-wide Interventions to Prevent Skin Cancer: Two Community Guide Systematic Reviews. *Am J Prev Med.* 2016;51(4):531-9. PMID: 27647053.
201. Finch L, Janda M, Loescher LJ, et al. Can skin cancer prevention be improved through mobile technology interventions? A systematic review. *Prev Med.* 2016;90:121-32. PMID: 27374946.
202. Weinstock MA, Rossi JS, Redding CA, et al. Sun protection behaviors and stages of change for the primary prevention of skin cancers among beachgoers in southeastern New England. *Ann Behav Med.* 2000;22(4):286-93. PMID: 11253439.
203. Rossi J, Redding C, Weinstock M. Technology based interventions for skin cancer prevention. *Ann Behav Med.* 1998;20:S180.

204. Weinstock MA, Rossi JS, Redding CA, et al. Randomized controlled community trial of the efficacy of a multicomponent stage-matched intervention to increase sun protection among beachgoers. *Prev Med.* 2002;35(6):584-92. PMID: 12460526.

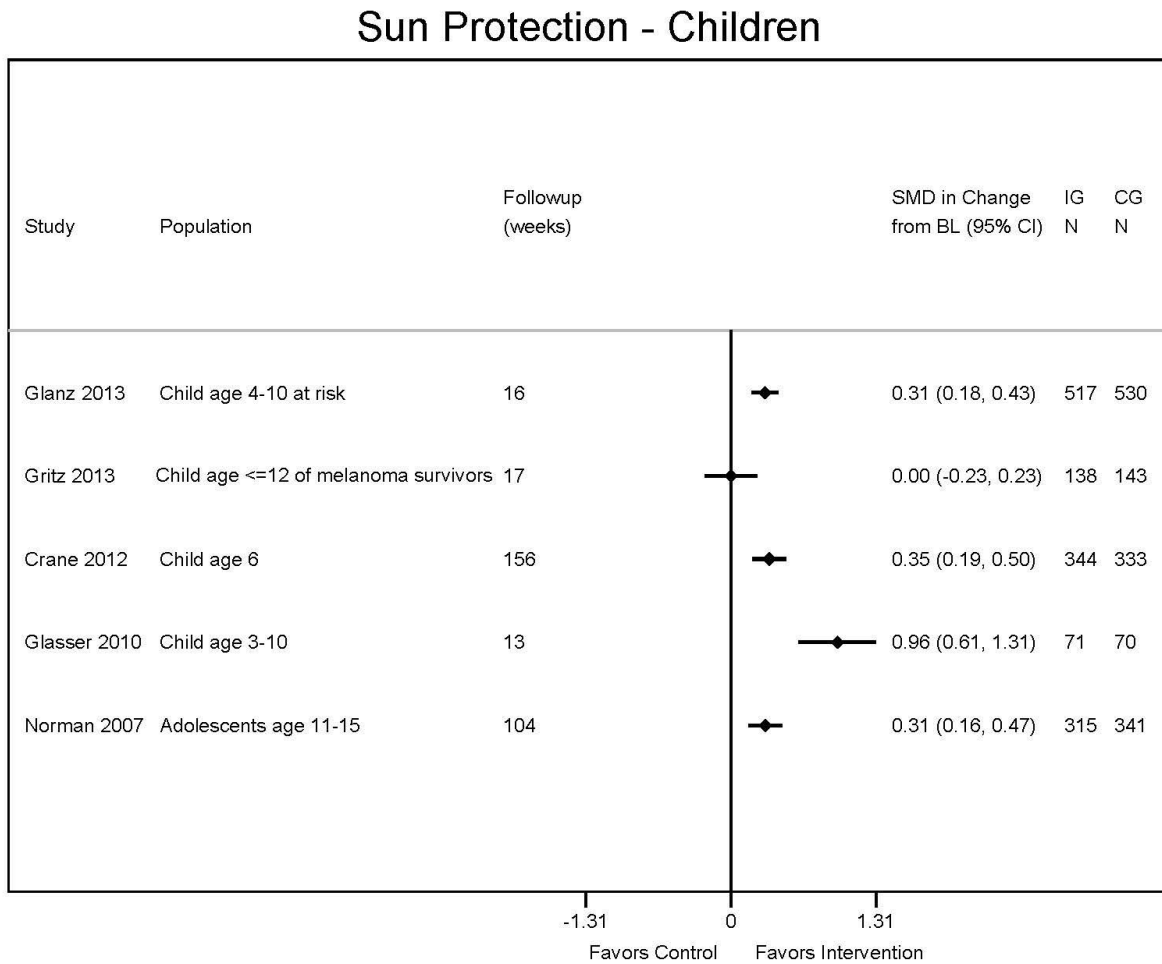
Figure 1. Analytic Framework and Key Questions



1. Does counseling patients in skin cancer prevention improve a) intermediate outcomes (sunburn or precursor lesions) or b) skin cancer outcomes (melanoma, squamous cell, or basal cell carcinoma incidence, morbidity, or mortality)?
2. Do primary care-relevant counseling interventions improve skin cancer prevention behaviors (e.g., reduced sun exposure, sunscreen use, use of protective clothing, avoidance of indoor tanning, and skin self-examination)?
3. What are the harms of counseling interventions for skin cancer prevention (e.g., increased time in the sun, reduced physical activity, vitamin D deficiency, and anxiety)?
4. What is the association between skin self-examination and skin cancer outcomes (melanoma, squamous cell, or basal cell carcinoma incidence, morbidity, or mortality)?*
5. What are the harms of skin self-examination?*

*Key Questions (KQs) 4 and 5 will only be addressed systematically if there is sufficient evidence from KQs 1 to 3 that behavioral counseling increases skin self-examination behavior.

Figure 2. Standardized Mean Difference of Sun Protection Composite Scores in Children (KQ2)

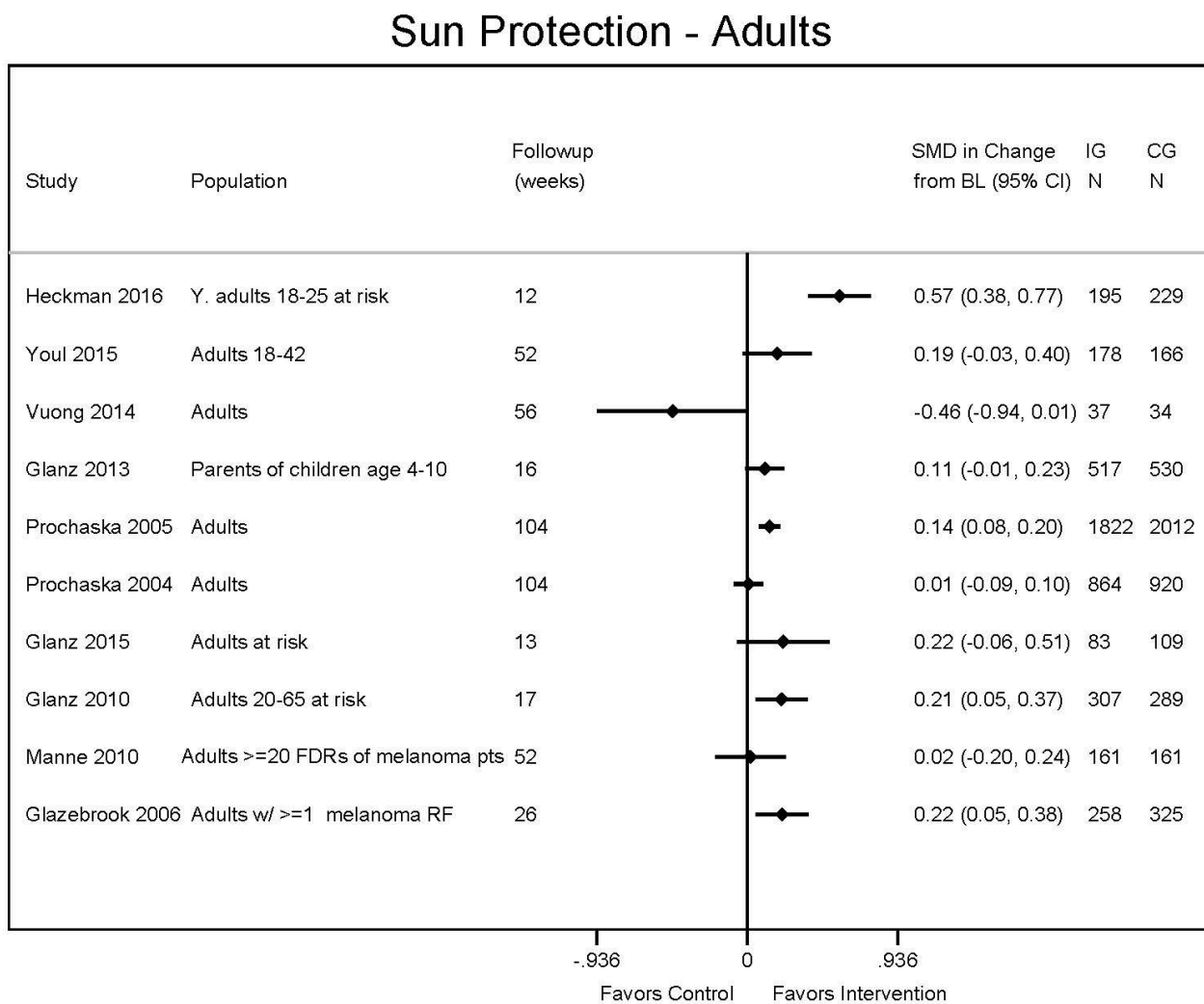


(20 Dec 2016 - Cohen's d Standardized Mean Differences)

Abbreviations: SMD = standardized mean differences; BL = baseline; IG = intervention group; CG = control group

Note: Five of six trials are included in this forest plot. Studies differ in terms of study population, length of followup and composite scores. Crane 2006 was not included in forest plot because people were recruited at birth and therefore had no baseline data.

Figure 3. Standardized Mean Difference of Sun Protection Composite Scores in Adults (KQ2)

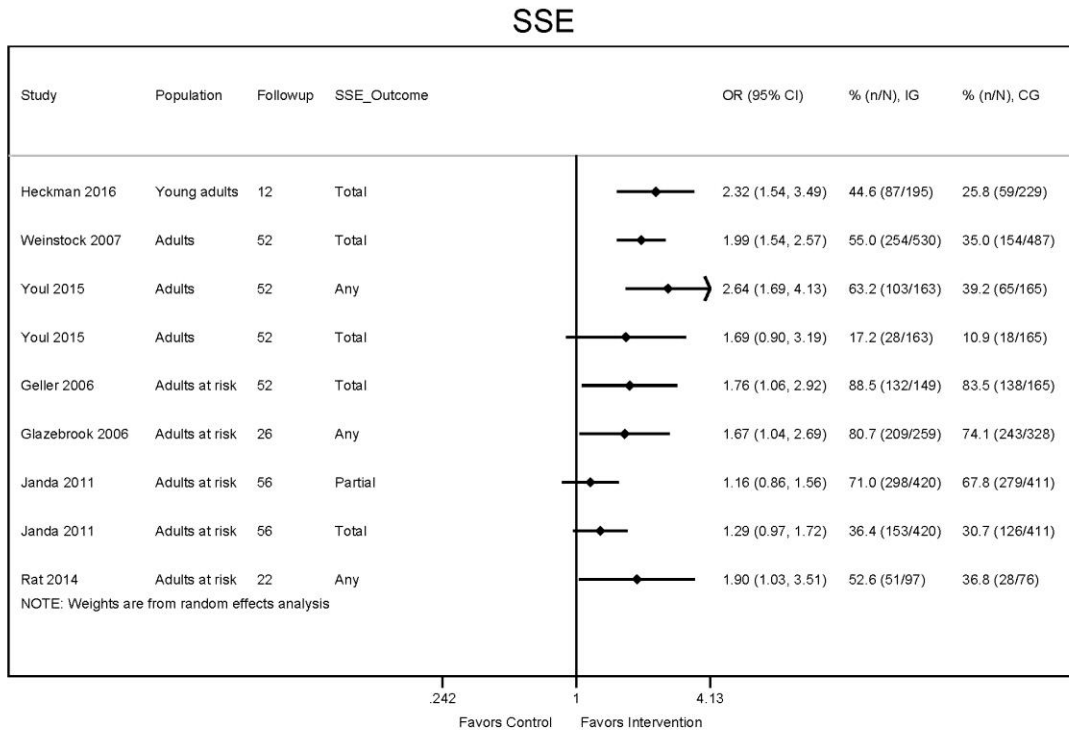


(20 Dec 2016 - Cohen's d Standardized Mean Differences)

Abbreviations: SMD = standardized mean differences; BL = baseline; IG = intervention group; CG = control group

Note: Ten of twelve trials reporting sun protection composite scores are included in this forest plot. Studies differ in terms of study population, length of followup and composite scores. One study was excluded from forest plot due to differences in outcomes reported.

Figure 4. Odds of Conducting Skin Self-Exam in Adults (KQ2)



(14 Dec 2016 - Odds Ratio)

Abbreviations: SSE = skin self-exam, OR = odds ratio, IG = intervention group, CG = control group

Note: Seven of 11 studies are included in this forest plot. Studies differ in terms of study population, length of followup and type of skin self-exam (total, any, partial). Four studies were excluded from forest plot due to differences in outcomes reported.

Table 1. Description of Included Trials

Trial (k=21)	Country	Population	N Randomized	% Followup	Followup (months)	% Female	Age, Mean (SD) or Category, %	Skin Cancer Risk Factors (%)	SES Indicators (%)	Included for KQ(s)	In previous review
Children and adolescents											
Crane 2006 ¹⁶⁸ Fair Kaiser Kids Sun Care	USA	Children age <1	728	75.3	36	49.7	0-6 mo	White: 81.9 (fair white skin: 43.7) Blonde/red hair: 20.3 Blue/grey eyes: 74.9	College degree or more: 42.4 Income ≥\$75K/yr: 16.1	2	X
Crane 2012 ¹⁷² Fair	USA	Children age 6	867 ^a	70.8	36	52.5	6 (NR)	White: 100.0 (fair white skin: 51.8) Blonde/red hair: 72.3 Blue eyes: 48.7 Painful burn/no tan: 12.1	College degree or more: 75.1 Income ≥\$100K/yr: 35.7	1, 2	
Glanz 2013 ¹⁷³ Good Project SCAPE (family)	USA	Children ages 4-10 at increased skin cancer risk	1301	80.5	4	49.0	7.1 (1.1)	White: 65.6 High skin cancer risk: 38.3 ^b Moderate skin cancer risk: 61.7 ^b	College degree or more: 40.2 Married or partnered: 88.7 Employed full-time: 42.7 Income ≥\$40K/yr: 73.0	1, 2	
Glasser 2010 ¹⁶⁹ Fair Sun Sense	USA	Children ages 3-10	197	71.6	3	48.2	3-4: 33.5 5-7: 34.0 8-10: 30.5	White: 44.7	NR	2	
Gritz 2013 ¹⁷⁰ Fair	USA	Children (age ≤12) of melanoma survivors	340	83.0	4	49.1	7.3 (3.9)	White: 98.2 Sun sensitivity: 2.29 (0.69) ^c Family history of skin cancer: 100.0	College degree or more: 78.2 Married: 91.5	1, 2	
Norman 2007 ^{171,190,191} Fair SunSmart	USA	Adolescents ages 11-15	819	80.1	24	53.5	12.7 (1.3)	White: 58.4 High skin sensitivity: 25.2 ^d Moderate skin sensitivity: 44.0 ^d	College degree or more: 66.4	2	X
Adults and young adults											
Geller 2006 ¹⁷⁴ Fair	USA	Adult (age ≥18) siblings of melanoma patients	494	63.6	12	53.4	18-50: 58.3 ≥51: 41.7	White: 100.0 (fair skin: 84.8) Family history of skin cancer: 100.0	At least some college: 76.8 Health insurance: 96.0 Has PCP: 86.0	2	X

Table 1. Description of Included Trials

Trial (k=21)	Country	Population	N Randomized	% Followup	Followup (months)	% Female	Age, Mean (SD) or Category, %	Skin Cancer Risk Factors (%)	SES Indicators (%)	Included for KQ(s)	In previous review
Glanz 2010 ¹⁷⁵ Fair Project SCAPE (adult)	USA	Adults ages 20-65 at increased skin cancer risk	724	82.3	4	77.5	41.7 (11.0)	White: 80.2 High skin cancer risk: 36.6 ^b Moderate skin cancer risk: 63.4 ^b	College degree or more: 47.5 Income ≥\$40K/yr: 63.5	1, 2	
Glanz 2013 ¹⁷³ Good Project SCAPE (family)	USA	Parents of children ages 4-10	1301	80.5	4	>90.0	NR	White: 68.2	College degree or more: 40.2 Married or partnered: 88.7 Employed full-time: 42.7 Income ≥\$40K/yr: 73.0	1, 2	
Glanz 2015 ¹⁷⁶ Fair PennSCAPE	USA	Adults (age range 18-91) at increased skin cancer risk	206	93.2	3	73.4	55.2 (15.2)	White: 100.0 High skin cancer risk: 60.9 ^b Moderate skin cancer risk: 39.1 ^b NMSC personal history: 15.6 Family history of skin cancer: 43.2	College degree or more: 70.5 Married or partnered: 68.1 Employed: 57.8 Income >\$80K/yr: 60.7	1, 2	
Glazebrook 2006 ¹⁷⁷ Fair Skinsafe	UK	Adults with ≥1 melanoma risk factor	589	77.9	6	80.3	38.3 (14.8)	NR ^e	College degree or more: 52.5 Professional/nonmanual job: 41.3	2	X
Heckman 2016 ¹⁷⁸ Fair UV4.me	USA	Young adults ages 18-25 at increased skin cancer risk	965	65.2	3	66.1	21.8 (2.2)	White: 85.7 Fair skin: 86.3 High/moderate skin cancer risk: 100.0 ^b Family history of skin cancer: 35.2	College degree or more: 22.1 Employed full-time: 18.1 Receives public assistance: 18.8	1, 2	
Hillhouse 2008 ^{179,193,194} Fair	USA	University students ages 17-21 who use indoor tanning	430	95.8	6	100.0	18.6 (0.8)	Always burns, never tans: 7.4 ^f Usually burns, then tans: 23.5 ^f	Family SES "about average": 55.5	2	X

Table 1. Description of Included Trials

Trial (k=21)	Country	Population	N Randomized	% Followup	Followup (months)	% Female	Age, Mean (SD) or Category, %	Skin Cancer Risk Factors (%)	SES Indicators (%)	Included for KQ(s)	In previous review
Janda 2011 ^{180,195} Fair Skin awareness study	Australia	Adult men ages 50-90	930	89.5	13	0.0	50-90: 100.0%	Fair/very fair skin: 62.3 Red/fair/blonde hair: 27.0 Blue/grey eyes: 46.6 High skin sensitivity: 6.1 ⁹	College degree or more: 22.6 Employed full-time: 41.8 Income >\$80K/yr: 25.0 Rural: 49.0	2	
Mahler 2007 ¹⁸¹ Fair	USA	Adult university students ages 18-44	133	80.0	12	80.5	20.1 (3.4)	White: 45.0 Family history of skin cancer: 27.1	College students: 100.0	2	X
Manne 2010 ¹⁸² Fair	USA	Adult (age ≥20) FDRs of melanoma patients	443	72.7	12	63.0	47.6 (13.2)	White: 98.2 Family history of skin cancer: 100.0	College degree or more: 62.1 Married: 70.4 Income ≥\$140K/yr: 16.2 Health insurance: 93.8	2	
Prochaska 2005 ¹⁸³ Fair	USA	Adults	5407	74.0	24	69.9	44.7 (12.7)	White: 96.7	Education, mean yrs: 14.5±3.2	2	X
Prochaska 2004 ¹⁸⁴ Fair	USA	Adults	2460	68.9	24	75.0	42.5 (5.5)	White: 92.0	Education, mean yrs: 14.0±3.2 Married or partnered: 80.0	2	X
Rat 2014 ¹⁸⁵ Fair Coparime	France	Adults at increased melanoma risk	217	79.7	5	76.0	43.2 (16.1)	High skin cancer risk: 100.0 ^h	College degree or more: NR ⁱ	1, 2, 3	
Vuong 2014 ^{186j} Fair	Australia	Adults age ≥18	108	70.0	13	59.0	<50: 59.0 ≥50: 41.0	High skin cancer risk: 76.0 ^b Moderate skin cancer risk: 18.0 ^b	College degree or more: 70.0 Married or partnered: 63.0	2	
Weinstock 2007 ¹⁸⁷ Fair Check It Out	USA	Adults age ≥18	1356	66.4	12	58.3	53.2 (14.8)	High skin cancer risk: 24.0 ^b Moderate skin cancer risk: 36.0 ^b	College degree or more: 38.0 Employed: 61.0	1, 2, 3	

Table 1. Description of Included Trials

Trial (k=21)	Country	Population	N Randomized	% Followup	Followup (months)	% Female	Age, Mean (SD) or Category, %	Skin Cancer Risk Factors (%)	SES Indicators (%)	Included for KQ(s)	In previous review
Youl 2015 ^{188,192} Good Healthy Text	Australia	Adults ages 18-42	546	93.7	12	67.4	31.9 (6.2)	Fair or very fair skin: 65.8 Red hair: 4.0 Blue/gray eyes: 37.0 Tending to burn not tan: 26.0 Never tans: 15.0	College degree or more: 71.4 Married or partnered: 70.1 Employed full-time: 57.3 Private health insurance: 64.8	1, 2	

^a Crane 2012 randomized 867 participants but only reported results for white non-Hispanic participants (n=677). The authors report that results for white non-Hispanic participants were similar to results for all participants.

^b As assessed by the brief skin cancer risk assessment tool (BRAT), which includes questions about family history, number of large moles, freckles, and sun sensitivity (skin color, natural hair color, ease of tanning, burning).

^c Mean (SD). Sun sensitivity index computed from questions on eye color, hair color, and skin; scores range from 1 (high sensitivity) to 4 (low sensitivity)

^d Skin sensitivity determined by previously validated instrument with scores ranging 1-10 based on skin reaction to sun, untanned skin color, and hair color.

^e In intervention practices, patients invited to participate in IG if they had ≥1 characteristic identified by research as a risk factor for melanoma (red hair, multiple moles, history of sunburn as a child, freckling, family history of melanoma, fair sun-sensitive skin). CG participants selected to match skin and demographic profile of IG participants.

^f Study reports Fitzpatrick skin types: type I (always burns, never tans): 7.4%; type II (usually burns, then tans): 23.5%; type III (may burn, tans well): 40.8%; type IV (rarely burns, tans well): 25.8%; type V (very rarely burns, tans well, brown skin): 2.4%.

^g Defined as never tanning, only burning or freckling.

^h Assessed via the Self-Assessment Melanoma Risk Score (SAMscore). Domains of SAMscore are skin type, freckles, moles, severe blistering sunburn in childhood, lived more than 1 year in high-sunshine country; personal history.

ⁱ Study reports there were no significant differences between IG and CG for highest level of education attained.

^j The Vuong 2014 study was a controlled clinical trial (not randomized) of patients attending either an intervention clinic or a control clinic. All other included studies were randomized clinical trials or cluster randomized clinical trials.

Abbreviations: k=number of studies; SD=standard deviation, SES=socioeconomic status, KQ=key question, NR=not reported, PCP=primary care provider, NMSC=nonmelanoma skin cancer, FDR=first-degree relative, yr=year.

Table 2. Summary of Outcomes Assessed, by Study

	N randomized	% White	Followup (months)	KQ1 Sunburn	KQ1 Nevi/cancer	KQ2 Sun protection	KQ2 Sunscreen	KQ2 Indoor tanning	KQ2 SSE	KQ3 Harms
Children and adolescents										
Crane 2006 ¹⁶⁸ (Kaiser Kids Sun Care)	728	81.9	36	.	.	X	X	.	.	.
Crane 2012 ¹⁷²	867	100.0	36	X	X	X	X	.	.	.
Glanz 2013 ¹⁷³ (Project SCAPE [family], children)	1301	65.6	4	X	.	X	X	.	X	.
Glasser 2010 ¹⁶⁹ (Sun Sense)	197	44.7	3	.	.	X	X	.	.	.
Gritz 2013 ¹⁷⁰	340	98.2	4	X	.	X	X	.	.	.
Norman 2007 ^{171, 190, 191} (SunSmart)	819	58.4	24	.	.	X	X	.	.	.
Adults and young adults										
Geller 2006 ¹⁷⁴	494	100.0	12	.	.	.	X	.	X	.
Glanz 2010 ¹⁷⁵ (Project SCAPE [adult])	724	80.2	4	X	.	X	X	.	X	.
Glanz 2013 ¹⁷³ (Project SCAPE [family], parents)	1301	68.2	4	X	.	X	X	.	X	.
Glanz 2015 ¹⁷⁶ (PennSCAPE)	206	100.0	3	X	.	X	X	.	X	.
Glazebrook 2006 ¹⁷⁷ (Skinsafe)	589	NR	6	.	.	X	.	.	X	.
Heckman 2016 ¹⁷⁸ (UV4.me)	965	85.7	3	X	.	X	X	X	X	.
Hillhouse 2008 ^{179, 193, 194}	430	NR	6	X	.	.
Janda 2011 ^{180, 195} (Skin awareness study)	930	NR	13	X	.
Mahler 2007 ¹⁸¹	133	45.0	12	.	.	X
Manne 2010 ¹⁸²	443	98.2	12	.	.	X	.	.	X	.
Prochaska 2004 ¹⁸⁴	2460	96.7	24	.	.	X	X	.	.	.
Prochaska 2005 ¹⁸³	5407	92.0	24	.	.	X	X	.	.	.
Rat 2014 ¹⁸⁵ (Coparime)	217	NR	5	X	.	X	.	X	X	X
Vuong 2014 ^{186a}	108	NR	13	.	.	X
Weinstock 2007 ¹⁸⁷ (Check It Out)	1356	NR	12	.	X	.	.	.	X	X
Youl 2015 ^{188, 192} (Healthy Text)	546	NR	12	X	.	X	.	.	X	.

“X” indicates outcome was assessed; “.” Indicates outcome was not assessed

^a The Vuong 2014 study was a controlled clinical trial (not randomized). All other included studies were randomized clinical trials or cluster randomized clinical trials.

Abbreviations: k=number of studies, KQ=key question.

Table 3. Description of Interventions, by Population

Trial	Study name	N randomized	Population	Intervention component (number of sessions/mailings)	Intervention length	Linked to primary care	Counseling	SSE or SPB aids	Tailored feedback	Comparison
Children and adolescents										
Crane 2006 ¹⁶⁸	Kaiser Kids Sun Care	728	Children age <1	PCP counseling (4); print materials for parents promoting child sun protection (4); sunscreen samples; hat	36 mo	X	X	X		Usual care
Crane 2012 ¹⁷²		867	Children age 6	Tailored mailings (14): newsletters for parents/ children promoting child sun protection	36 mo	X			X	Assessment only
Glanz 2013 ¹⁷³	Project SCAPE (family)	1301	Children ages 4-10 at increased skin cancer risk	Tailored mailings (3) for parents promoting children's and parents' sun protection	1 mo				X	Minimal intervention (standard mailing)
Glasser 2010 ¹⁶⁹	Sun Sense (Slip Slop Slap)	197	Children ages 3-10	In-person parent education (1); materials (children's video, print materials); sun protection aids (shirt, hat, sunscreen)	1 day	X	X	X		No intervention (plain T-shirt only)
Gritz 2013 ¹⁷⁰		340	Children (age ≤12) of melanoma survivors	Standard mailings (3) promoting sun protection; print materials, DVD; children's activities	5 mo					Minimal intervention (standard mailing)
Norman 2007 ^{171, 190, 191}	SunSmart	819	Adolescents ages 11-15	PCP counseling using tailored risk information (1); phone counseling (4); mailed materials promoting sun protection; sunscreen samples	18 mo	X	X	X	X	Attention control (physical activity)
Adults and young adults										
Geller 2006 ¹⁷⁴		494	Adult (age ≥18) siblings of melanoma patients	Health educator phone counseling (4); mailed print materials (3) promoting sun protection and SSE	5 mo		X		X	Usual care

Table 3. Description of Interventions, by Population

Trial	Study name	N randomized	Population	Intervention component (number of sessions/mailings)	Intervention length	Linked to primary care	Counseling	SSE or SPB aids	Tailored feedback	Comparison
Glanz 2010 ¹⁷⁵	Project SCAPE (adult)	724	Adults ages 20-65 at increased skin cancer risk	Tailored mailings (3) promoting sun protection and SSE; SSE aids	1 mo	X		X	X	Minimal intervention Mailed nontailored materials 1x
Glanz 2013 ¹⁷³	Project SCAPE (family)	1301	Children ages 4-10 at increased skin cancer risk	Tailored mailings (3) for parents promoting children's and parents' sun protection	1 mo				X	Minimal intervention (standard mailing)
Glanz 2015 ¹⁷⁶	PennSCAPE	206	Adults (age range 18-91) at increased skin cancer risk	Tailored mailings (3) on risk reduction, skin self-exam, clinical skin exam, and sunscreen	1.5 mo	X		X	X	Minimal intervention (standard mailings)
Glazebrook 2006 ¹⁷⁷	Skinsafe	589	Adults with ≥1 melanoma risk factor	Interactive online program (1) with tailored feedback promoting sun protection and SSE	1 day	X			X	Usual care
Heckman 2016 ¹⁷⁸	UV4.me	965	Young adults ages 18-25 at increased skin cancer risk	IG1: Tailored interactive web program (12 modules) IG2: Public website	NA				X	Assessment only
Hillhouse 2008 ^{179, 193, 194}		430	Female university students ages 17-21 who use indoor tanning	Standard print materials (1) promoting appearance-based alternatives to indoor tanning	1 day					Assessment only
Janda 2011 ^{180, 195}	Skin awareness study	930	Adult men ages 50-90	Standard mailing (1) promoting SSE (video, SSE aids; print materials); reminder postcards	1 mo			X		Minimal intervention SSE guide Print materials
Mahler 2007 ¹⁸¹		133	Adult university students ages 18-44	Facial photos of participant with simulated sun damage (1); appearance-focused video promoting sun protection (1)	1 day				X	Assessment only

Table 3. Description of Interventions, by Population

Trial	Study name	N randomized	Population	Intervention component (number of sessions/mailings)	Intervention length	Linked to primary care	Counseling	SSE or SPB aids	Tailored feedback	Comparison
Manne 2010 ¹⁸²		443	Adult (age ≥20) FDRs of melanoma patients	Tailored mailings (3) promoting sun protection and SSE; phone counseling (1)	1.5 mo		X		X	Minimal intervention Mailed nontailored materials 3x Informational phone call 1x
Prochaska 2005 ¹⁸³		5407	Adults	Tailored mailings (3) promoting sun protection	12 mo	X			X	Assessment only
Prochaska 2004 ¹⁸⁴		2460	Adults	Tailored mailings (3) promoting sun protection	12 mo				X	Assessment only
Rat 2014 ¹⁸⁵	Coparime	217	Adults at increased melanoma risk	PCP counseling using tailored feedback (1)	1 day	X	X		X	Assessment only
Vuong 2014 ¹⁸⁶		108	Adults age ≥18	PCP counseling using tailored feedback; print materials (1)	1 day	X	X		X	Assessment only
Weinstock 2007 ¹⁸⁷	Check It Out	1356	Adults age ≥18	Study team counseling (2); materials promoting SSE (print, video); SSE aids; tailored letter (1)	6 mo	X	X	X	X	Attention control (diet)
Youl 2015 ^{188, 192}	Healthy Text	546	Adults age 18-42	IG1: Tailored text messages promoting sun protection (21) IG2: Tailored text messages promoting SSE (21)	12 mo				X	Attention control (physical activity)

Abbreviations: SSE=sun self-exam, SPB=sun protection behavior, PCP=primary care provider, mo=months, CG1=control group 1, CG2=control group 2, 1x=one time, 3x=3 times, FDR=first-degree relative, IG1=intervention group 1, IG2=intervention group 2.

Table 4. Detailed Intervention Descriptions, by Population

Study	Population	Intervention description	Comparison group description	Theoretical basis
Children and adolescents				
Crane 2006 ¹⁶⁸ Kaiser Kids Sun Care	Children age <1 (through parents)	In the single study focused on children age 0-3, the intervention was primary-care based. In intervention group clinics, the study placed prompts in each child's medical record to discuss sun protection at 2, 6, 18, and 36 months; providers were given materials and asked to provide them to parents at well-child visits. Materials included education materials and sunscreen samples; a child sun hat and sunglasses were also given. Exit interviews from a subsample of study participants suggested that the intervention components were delivered successfully approximately 40%-75% of the time; the lowest reported component was discussion of protective clothing (29%-44% of parents reporting PCP discussed).	Control group clinics practiced usual care, though all clinics received regular information about the study at departmental meetings. Parents in both groups were assessed via survey at baseline, 1, 2, and 3 years.	HBM
Crane 2012 ¹⁷²	Children age 6 (through parents)	In this primary care-linked, home-based study, parents received 14 newsletters over 3 years. Newsletters were mailed each spring in 2-week intervals; most were aimed at parents, but mailings in years 2 and 3 included material for children. Early mailings contained review of skin cancer and its causes; later mailings included tailored information specific to each child, sun protection strategies for reducing risk, and suggestions for overcoming barriers. Newsletters contained interactive materials, and were written at a 6th grade or below reading level. Newsletters for children included age appropriate information and activities. All newsletters were pilot tested. Skin exams were conducted each summer, (setting not reported); parents also received a report with of the number of nevi counted.	Control group parents participated in data collection only; those that completing skin exams received a written report of the results.	PAPM
Glanz 2013 ¹⁷³ Project SCAPE (families)	Children ages 4-10 at increased skin cancer risk; parents of children ages 4-10	The Project SCAPE family trial, which built on the earlier adult trial (Glanz 2010 ¹⁷⁵), recruited children and their parents from a convenience sample of schools and recreation programs in Hawaii and Long Island. The intervention consisted of three packets mailed at 2-week intervals containing personalized risk feedback and recommendations, interactive skin cancer education materials, a family fun guide (containing games and stories about safe sun practices for parents and kids to complete together), suggestions for overcoming barriers, and reminders to engage in preventive practices. [Both child and parent outcomes are reported and included in this report.]	The comparison group received a single mailing containing a non-tailored, publicly available skin cancer prevention brochure for children, a tip sheet on sunscreen, hats, shade and shirts, and a bookmark encouraging child skin examination.	HBM, SCT
Glasser 2010 ¹⁶⁹ Sun Sense	Children ages 3-10	In the Sun Sense study, parent-child pairs were approached in the waiting room of a pediatric clinic waiting room. Intervention group parents received a 10-15 minute presentation from a public health graduate student; children were included when age-appropriate. The presentation discussed the prevalence of skin cancer, its relationship to sun exposure, and promoted 3 sun protection practices (shirt, sunscreen, hat). Families received a take-home package, including a video for children with "Slip Slop Slap" messaging, a shirt, a bucket hat, a large container of broad-spectrum sunscreen, and a brochure from the American Academy of Dermatology.	The comparison group received no intervention and participated in assessments only.	Health Behavior Framework (SCT, TPB, HBM, TTM, Social Influence Theory)

Table 4. Detailed Intervention Descriptions, by Population

Study	Population	Intervention description	Comparison group description	Theoretical basis
Gritz 2013 ¹⁷⁰	Children (age ≤12) of melanoma survivors	In this mailed-intervention study, parents in the intervention group (who were all melanoma patients) received three mailings sent over 5 months. Each mailing contained both print materials and either a 10 minute DVD (first mailing); magnet (second mailing); or a children's activity booklet (third mailing). The DVD showed melanoma survivors and their families discussing the importance of child sun protection, including overcoming barriers. The booklets contained testimonials from melanoma survivors, sun protection expectations and why/how they protect their children. The children's activity booklet contained puzzles, songs, and quizzes about sun protection.	Parents in the control group, also melanoma patients, received publicly available brochures in the same mailing schedule. Brochure topics were sun protection, physical activity and nutrition.	HBM, SCT
Norman 2007 ^{171,190,191} SunSmart	Adolescents ages 11-15	In the SunSmart study, adolescents were recruited through 45 primary care providers from 6 clinics in southern California. At baseline and 12 months, Adolescents in the intervention group participated in a 20-minute computer-based assessment before their primary care appointment, which generated a tailored feedback report on the adolescent's stage of change and self-efficacy provided to both the adolescent and their physician. The physician provided brief counseling (2-3 min) counseling based on the report. At 3, 6, 15, and 18 months the adolescent received phone assessments with a health counselor followed by mailings including tailored feedback from phone sessions, tip sheets, and sunscreen samples.	The control group was an attention control, with a similarly structured intervention focused on adoption and maintenance of physical activity and healthy eating behaviors.	TTM
Adults and young adults				
Geller 2006 ¹⁷⁴	Adult (age ≥18) siblings of melanoma patients	In this study, siblings of recently-diagnosed melanoma patients were recruited through melanoma patients seen at 4 multidisciplinary cancer management teaching hospitals in the Boston area. Intervention group participants were provided an initial motivational and goal-setting telephone interview session delivered by a health educator and tailored print materials targeting behaviors in relation to skin self-examination, physician screening, and sun protection. The telephone interview and subsequent print materials were tailored based on responses to a survey conducted at baseline.	Siblings in the control group received usual care; that is, the melanoma patient was encouraged to invite their sibling make an appointment to get screened. Siblings in the control group also participated in all assessments at baseline, 6, and 12 months.	SCT, TPB, HBM, PAMP, TTM
Glanz 2010 ¹⁷⁵ Project SCAPE (adults)	Adults ages 20-65 at increased skin cancer risk	The Project SCAPE adult trial recruited participants from the waiting rooms of outpatient primary care practices in Honolulu, Hawaii, and Long Island, New York. The intervention consisted of three packets mailed at 2-week intervals containing personalized risk feedback and recommendations, UV self-monitoring aids, skin self-examination instructions and practice tools, and skin cancer prevention and detection information.	The control group received a single mailing with a standard sun safety booklet, a sunscreen use tip sheet, and a bookmark encouraging skin self-examination.	HBM, SCT

Table 4. Detailed Intervention Descriptions, by Population

Study	Population	Intervention description	Comparison group description	Theoretical basis
Glanz 2015 ¹⁷⁶ PennSCAPE	Adults (age range 18-91) at increased skin cancer risk	The PennSCAPE trial, which was an extension of the original Project SCAPE trial (Glanz 2010 ¹⁷⁵), recruited participants from the waiting room of a primary care practice in Pennsylvania. The intervention consisted of three separate mailings sent at 2-week intervals. The first mailing contained a personalized skin cancer profile based on participants' self-reported risk factors; the second mailing contained skin self-exam instructions, feedback on participants' self-reported SSE practices, a body map to track mole changes, and a bookmark with tailored sun protection reminders; the third mailing contained a booklet encouraging clinical skin exam and a tip sheet with personalized sunscreen recommendations.	The control group received three standard informational mailings about skin cancer, skin self-exam, and sun protection.	HBM, SCT
Glazebrook 2006 ¹⁷⁷ Skinsafe	Adults with ≥1 melanoma risk factor	In this single-session, primary care-based study conducted in the U.K., participants were recruited in primary care practices. Based on patient phenotype, doctors or nurses prescribed the Skinsafe computer program, which the patient then self-completed at a dedicated workstation in the practice waiting room. The interactive computer program included animation, photographs, and text to inform users about risk of sun exposure, skin risk factors, early signs of melanoma, ways to reduce risk, how to check skin for suspicious lesions, and provided individualized feedback about personal risk factors. The intervention was conducted in 1998.	The control group was selected to match the phenotypic characteristics of enrolled intervention group participants. They did not receive an intervention and participated in baseline and 6 months followup.	HBM
Heckman 2016 ¹⁷⁸ UV4.me	Young adults ages 18-25 at increased skin cancer risk	In this web-based study, U.S. young adults age 18-25 were recruited online via web banner ads. Participants were randomized to 1 of 3 conditions: a tailored, interactive web program called UV4.me (IG1); a public website condition (IG2); or an assessment only control group (CG). IG1 participants received periodic reminders to access and complete the intervention modules. The UV4.me intervention included 12 modules on topics such as indoor tanning, UV and health, skin cancer, sunscreen, and skin exams. Each module took about 10 minutes to review and included a goal-setting section. The public website group (IG2) received automated email reminders to visit the Skin Cancer Foundation website, which provided information on various skin cancer topics, such as prevention, true stories, news, and healthy lifestyles. On average, the 70.4% of IG1 participants who accessed the UV4.me website visited it more than 5 times, and the 84% of IG2 participants who accessed the Skin Cancer Foundation website visited it twice.	The assessment control group received no intervention and participated in assessments only.	Integrative Model for Behavioral Prediction
Hillhouse 2008 ^{179, 193, 194}	University students ages 17-21 who use indoor tanning	This single-session study of an appearance-focused intervention recruited female indoor tanners from two US universities. The intervention consisted of a professionally produced 24-page booklet with sections on the history of tanning, tanning norms, effects of UV radiation, effects of indoor tanning, indoor tanning guidelines, and appearance-enhancing alternatives to indoor tanning. Participants were asked to summarize and rate each section.	The control group received no intervention and participated in assessments only.	Jaccard behavioral alternative model, TPB, HBM

Table 4. Detailed Intervention Descriptions, by Population

Study	Population	Intervention description	Comparison group description	Theoretical basis
Janda 2011 ^{180, 195} Skin Awareness	Adult men ages 50-90	In this study of older men (50 years or older), the intervention group received a 12 minute DVD featuring a sport/TV personality which discussed what skin cancer is, risk factors for skin cancer, and explained that older men are at increased risk to develop skin cancer. Additionally the intervention group received written instructions on how to conduct a skin self-examination and a body chart diagram to record any suspicious found skin lesions, facilitate self-monitoring, and/or to aid recall when visiting a physician. The intervention group also received postcards to remind them to watch the DVD and examine their skin.	The control group received a generic self-skin examination guide and brochure, but no video, body chart, or reminder post cards.	Extended HBM
Mahler 2007 ¹⁸¹	Adult university students ages 18-44	This single-session study of an appearance-focused intervention included undergraduate students from a university in Southern California. Participants were randomized in a two-by-two factorial design, to receive either a brief video session, a UV facial photograph, both, or assessment only. The video sessions consisted of an 11-minute videotaped slideshow about photoaging of the skin due to UV exposure, effective practices for reducing photoaging, and general information about sunscreen. The UV facial photographs were taken with a modified instant camera that highlights nonuniform skin pigmentation resulting from chronic sun exposure and the resulting skin damage. Participants receiving the UV facial photographs also had natural-light instant photographs taken for comparison. Participants received course credit for their participation.	Participants were randomized in a two-by-two factorial design, to receive either a brief video session, a UV facial photograph, both, or assessment only.	HBM, TPB, PMT
Manne 2010 ¹⁸²	Adult (age ≥20) FDRs of melanoma patients	In this study of family members of patients with melanoma, the intervention group received mailed print materials and a phone call from a health educator targeting the participant's engagement with skin examination by a health care provider, skin self-examination, and sun protection habits. The print materials and phone call were specific to the study participant's age and gender, family history of melanoma, and previous knowledge of skin cancer.	The comparison group received generic print materials and a telephone call with general information on melanoma, melanoma risk, and skin examinations.	Preventive Health Model, TPM
Prochaska 2004 ¹⁸⁴	Adults	This study aimed to intervene on multiple risk behaviors simultaneously. Participants were recruited from a school-provided list of parents of 9th graders, and underwent a theory-based risk assessment for smoking, diet, and sun exposure. They were considered "at-risk" if they were in the precontemplation, contemplation, or preparation stage of change for at least one behavior. For each of their relevant behaviors, intervention group participants received mailed tailored feedback reports at 0, 6, and 12 months, as well as progress questionnaires to complete at 6 and 12 months.	Control group participants received no intervention and participated in assessments only.	TTM
Prochaska 2005 ¹⁸³	Adults	This study, which built on the earlier trial of multiple risk expert systems interventions (Prochaska 2004 ¹⁸⁴), recruited participants from a list of primary care patients provided by a large health insurance organization. To be eligible, participants needed to be at-risk for one of the following behaviors: smoking, high-fat diet, sun exposure, and relapse from regular mammography. For each of their relevant behaviors, intervention participants received mailed individualized computer reports at 0, 6 and 12 months, as well as progress questionnaire to complete at 6 and 12 months.	Control group participants received no intervention and participated in assessments only.	TTM

Table 4. Detailed Intervention Descriptions, by Population

Study	Population	Intervention description	Comparison group description	Theoretical basis
Rat 2014 ¹⁸⁵	Adults at increased melanoma risk	The Cohort of Patients at Risk for Melanoma (COPARIME) was a French cluster RCT that included a single risk assessment session with PCP counseling. Participants were recruited from primary care waiting rooms and completed the Self-Assessment Melanoma Risk Score (SAMScore). Intervention group participants received a total skin exam from their PCP, counseling on melanoma, and a brochure on prevention. Both intervention and control group were assessed by phone at 5 months.	Control group participants completed the SAMScore risk assessment survey in the waiting room but received no counseling or intervention.	No theoretical basis reported
Vuong 2014 ¹⁸⁶	Adults age ≥18	This single-session study took place in two general practices in Sydney, Australia. In the intervention practice, general practitioners were trained on a skin cancer risk assessment tool, advice to give patients about sun protection. Patients completed the paper-based skin cancer risk assessment tool in the waiting room before their appointment, self-scored it, and shared it with their physician. The physicians counseled patients based on their individual level of risk from the assessment and their sun protection behaviors. Intervention patients also received the SunSmart UV Alert pamphlet, which contained information about UV radiation, the UV index, and sun protection.	The control practice provided usual care, though control patients completed a skin cancer risk assessment after completing the baseline survey, and also completed the followup surveys at 1 and 13 months.	PMT
Weinstock 2007 ¹⁸⁷ Check It Out	Adults age ≥18	The Check-it-Out study recruited medium or high-risk adults from primary care practices in Rhode Island or Massachusetts. Participants with a scheduled visit to their PCP were invited to participate. The intervention consisted of two counseling sessions by a health educator (one in the clinic immediately before the patient's primary care appointment, one by phone) and educational materials and aids including: a booklet from the American Cancer Society, a 14-minute video on SSE, a magnet shaped as a hand mirror, a shower card with SSE instructions, a hand mirror, and a body diagram.	The attention control group received diet-focused materials, such as pamphlets, tips for diet improvement, a video, and a self-assessment tool.	TTM, HBM, SCT (SCT for control group only)
Youl 2015 ^{188, 192} Healthy Text	Adults age 18-42	The Healthy Text study recruited a random sample of residents of Queensland, Australia from the electoral roll and government health insurance register. Participants were randomized to one of three groups: sun protection, skin self-exam, or attention control. Each group received one text message per week for 12 weeks, and then one text message per month for the following 9 months. The sun protection and SSE text messages contained tailored information (such as participant names and skin cancer risk factors), had a conversational tone, and focused on social support, self-efficacy, perceived environmental opportunity, goal setting, and outcome expectancies.	The attention control group received a similarly structured text messaging intervention focused on promoting physical activity.	SCT

Abbreviations: PCP=primary care provider, UV=ultraviolet, SSE=sun self-exam, RCT=randomized clinical trial, HBM=Health Belief Model; SCT=Social Cognitive Theory; PAM=Precaution Adoption Process Model; TPB=Theory of Planned Behavior; TTM=Transtheoretical Model; PMT=Protection Motivation Theory, IG1=intervention group 1, IG2=intervention group 2, CG=control group.

Table 5. Association Between Counseling Interventions and Intermediate Outcomes or Skin Cancer Outcomes (KQ1): Children and Adolescents

Study	Population	Intervention (number of sessions/mailings)	Followup (months)	Outcome	Question/ instrument	Group	Followup N	Baseline	Followup	Between group difference
Crane 2012 ^{172a} Fair	Children age 6	Tailored mailings (14): Newsletters for parents/ children promoting child sun protection	36	Nevi (small)	Number of nevi <2mm; geometric mean (95% CI)	IG	324	18.25 (17.32-19.22)	35.64 (33.52-37.90)	p=0.52
						CG	310	18.25 (17.32-19.22)	35.23 (33.10-37.49)	
				Nevi (large)	Presence of nevi ≥2 mm; odds (95% CI)	IG	324	1.29 (1.09-1.52)	3.26 (2.48-4.27)	p=0.09
						CG	310	1.29 (1.09-1.52)	3.95 (2.95-5.29)	
				Sunburn	Severe (blistering) sunburn, past year; any vs none, Odds (95% CI)	IG	324	0.01 (0.01-0.03)	0.02 (0.01-0.04)	p=0.15
						CG	310	0.01 (0.01-0.03)	0.05 (0.03-0.09)	
Nonsevere sunburn past year; any vs none, Odds (95% CI)		IG	324	0.82 (0.70-0.96)	1.26 (1.01-1.57)	p=0.02				
		CG	310	0.82 (0.70-0.96)	1.43 (1.14-1.79)					
Glanz 2013 ¹⁷³ Good	Children ages 4-10 at increased skin cancer risk	Tailored mailings (3) for parents promoting children's sun protection	4	Sunburn	Red/painful sunburns past 12 mo (Scale 1=one to 5=5 or more) mean (SE) ^b	IG	517	1.61 (0.04)	1.27 (0.04)	Effect size NR; p=0.67 ^b
						CG	530	1.68 (0.04)	1.37 (0.04)	
Gritz 2013 ¹⁷⁰ Fair	Children (age ≤12) of melanoma survivors	Standard mailings (3) promoting sun protection; print materials, DVD; children's activities	4	Sunburn	Rate of sunburns past 6 mo (baseline) or past 3 mo (followup)	IG	138	NR	NR	p=0.98 ^c
						CG	143	NR	NR	

^a Crane 2012 randomized 867 participants but only reported results for white non-Hispanic participants (n=677). The authors report that results for white non-Hispanic participants were similar to results for all participants.

^b Adjusted for location and risk group.

^c Adjusted for demographics, sun sensitivity, and clinical characteristics. For the binary outcome of sunburn decreasing between baseline and followup, the authors report an odds ratio of 1.01 (95% CI NR).

Abbreviations: KQ=key question, CI=confidence interval, IG=intervention group, CG=control group, NR=not reported, SE=standard error, mo=months.

Table 6. Association Between Counseling Interventions and Skin Cancer Prevention Behaviors (KQ2): Children and Adolescents^a

Study	Population	Intervention (number of sessions/mailings)	Followup (months)	Outcome	Question/instrument	Group	Followup N	Baseline	Followup	Between group difference	
Crane 2006 ¹⁶⁸ Fair	Children age <1	PCP counseling (4); print materials for parents promoting child sun protection (4); sunscreen samples; hat	36	Sun protection	Scale: Use of 7 sun protection strategies for child between 11 am and 3 pm (mean) (possible score 7-28) ^b	IG	276	NR	18.2	p=0.04 (overall effect) ^c	
						CG	269	NR	17.7		
				Sunscreen	Always/frequently use 11am-3pm, N (%)	IG	276	NR	260.0 (94.2)		p=0.46 (overall effect)
						CG	269	NR	250.0 (93.1)		
Crane 2012 ^{172d} Fair	Children age 6	Tailored mailings (14): Newsletters for parents/children promoting child sun protection	36	Sun protection	5 sun protection strategies (1 never to 5 very often for each), mean (95% CI) ^e	IG	344	15.6 (15.4-15.8)	16.3 (16.1-16.6) ^f	p<0.001 ^g	
						CG	333	15.6 (15.4-15.8)	15.6 (15.3-15.8)		
				Sunscreen	Use on days child is outside ≥15 min, current summer (1 never to 5 very often); mean (95% CI)	IG	344	4.2 (4.1-4.3)	4.3 (4.1-4.3)	p<0.001	
						CG	333	4.2 (4.1-4.3)	4.2 (4.2-4.4)		
Glasser 2010 ¹⁶⁹ Fair	Children age 3-10	In-person parent education (1); materials (children's video, print materials); sun protection aids (shirt, hat, sunscreen)	3	Sun protection	Scale: 3 sun protection behaviors: 3 (low) to 12 (high), mean (SD) ^h	IG	71	7.4 (2.1)	9.4 (2.2)	p=0.0001 ⁱ	
						CG	70	7.5 (2.0)	7.5 (2.0)		
				Sunscreen	Use most of the time, N (%) ^k	IG	71	29.0 (41.0)	50.0 (70.0)	p=0.0132 ^l	
						CG	70	32.0 (46.0)	35.0 (50.0)		
Glanz 2013 ¹⁷³ Good	Children age 4-10 at increased skin cancer risk	Tailored mailings (3) for parents promoting family sun protection	4	Sun protection	Scale: 5 behaviors past 3 mo, 1 rarely/never to 4 always, mean (SE) ^{m,n}	IG	517	2.2 (0.0)	2.5 (0.0)	Effect size 0.16; p<0.0001 ^{m,o}	
						CG	530	2.2 (0.0)	2.3 (0.0)		
				Time in sun	Hours spent in sun per day, <1 to 6 per day, 10am-4pm, weekends or weekday, mean (SE) ^{m,p}	IG	517	3.41 (0.1)	2.98 (0.1)	Effect size NR; p=0.24 ^m	
						CG	530	3.5 (0.1)	3.1 (0.1)		
				Sunscreen	Use 10am-4pm, 1 (rarely) to 4 (always), mean (SE) ^m	IG	517	3.1 (0.0)	3.3 (0.0)	Effect size 0.13; p<0.0001 ^m	
						CG	530	3.2 (0.0)	3.2 (0.0)		
				SSE	SSE by parent, past 3 mo, adjusted % (SE) ^m	IG	517	60.0 (0.1)	87.0 (0.1)	p=0.06 ^m ; Effect size: NY: 0.22, Hawaii: (-0.02)	
						CG	530	57.0 (0.2)	81.0 (0.1)		

Table 6. Association Between Counseling Interventions and Skin Cancer Prevention Behaviors (KQ2): Children and Adolescents^a

Study	Population	Intervention (number of sessions/mailings)	Followup (months)	Outcome	Question/instrument	Group	Followup N	Baseline	Followup	Between group difference
Gritz 2013 ¹⁷⁰ Fair	Children (age ≤12) of melanoma survivors	Standard mailings (3) promoting sun protection; print materials, DVD; children's activities	4	Sun protection	Scale: 14 behaviors past 3 mo; 1(fewer) to 5 (more), mean (SE) ^q	IG	138	3.4 (0.1) ^r	3.7 (0.1) ^r	p=0.94
						CG	143	3.4 (0.1) ^r	3.7 (0.1) ^r	
				Sunscreen	Scale: sunscreen behaviors from 7 items, past 3 mo; 1(fewer) to 5(more), mean (SE) ^s	IG	138	2.64 (0.1)	2.89 (0.1)	p=0.79
						CG	143	2.64 (0.1)	2.87 (0.1)	
Norman 2007 ^{171, 190, 191} Fair	Adolescents age 11-15	PCP counseling using tailored risk information (1);phone counseling (4); mailed materials promoting sun protection; sunscreen samples	24	Sun protection	Scale: 7 behaviors past 6 mo; 1 (never) to 5 (always), T score mean (95% CI) ^t	IG	315	48.0 (47.1, 49.0) ^u	52.0 (50.9, 53.1) ^u	p=0.003 ^v
						CG	341	47.9 (47.0, 48.9) ^u	48.7 (47.6, 50.0) ^u	
				Sunscreen	Always/often use sunscreen, past 6 mo, % (95% CI)	IG	315	NR	52.9 (48.8, 57.0) ^u	p<0.05
						CG	341	NR	45.9 (41.8, 49.8) ^u	

^a Results for individual sun protection behaviors (e.g., hat use, wearing sunglasses, avoiding mid-day sun, etc.) are not reported separately in this table.

Statistically significant individual behaviors favoring the intervention group are noted in footnotes.

^b Behaviors in this scale: Shade-seeking, protective clothing, sunglasses, limiting sun exposure, hat use, and avoiding mid-day sun. No variance reported (SE/SD NR).

^c Statistically significant individual behaviors favoring IG at followup: Hat use and wearing sunglasses.

^d Crane 2012 randomized 867 participants, but only reported results for white non-Hispanic participants (n=677). The authors report that results for White non-Hispanic participants were similar to results for all participants.

^e Behaviors in this scale: Clothing, hats, shade, sunscreen, midday sun avoidance.

^f Adjusted in linear mixed model analysis for within-child correlation over time.

^g Statistically significant individual behaviors favoring IG at followup: Avoiding mid-day sun, wearing protective clothing, hat use, and shade-seeking.

^h Behaviors in this scale: Hat, shirt, sunscreen. Each item options 1 (rarely) to 4 (most of the time). Time frame asked is NR.

ⁱ Main effect, IG vs CG at followup, adjusted for race/ethnicity, age, pretest knowledge, attitudes, and behaviors. Analysis of covariance models were used to analyze effect of intervention on followup scores for sun protection and sun avoidance, corrected for baseline scores and for demographic differences between groups.

^j Behaviors in this scale: Considered sun when planning activities; adjusted activities for sun avoidance; limited time in the sun. Each item options 1 (rarely) to 4 (most of the time). Time frame asked is NR.

^k Parent-reported; time frame NR.

^l Calculated p-value (p value for between group differences is NR in paper).

^m Adjusted for location and risk group.

ⁿ Behaviors in this scale: shirt with sleeves, sunglasses, shade-seeking, sunscreen, hat.

^o Statistically significant individual behaviors favoring IG at followup: Hat use, wearing a shirt, and wearing sunglasses.

^p Parent report of children's time in sun.

^q Behaviors in this scale: Sunscreen (7 items); clothing (5 items); shade-seeking (1 item); avoiding midday sun (1 item).

^r This is not an error. Baseline and followup values were identical for IG and CG per the paper (B=0.000).

^s Behaviors in this scale include applying sunscreen 30 minutes before going outdoors; reapplying within 1 hour; reapplying after each hour outdoors.

Table 6. Association Between Counseling Interventions and Skin Cancer Prevention Behaviors (KQ2): Children and Adolescents^a

^t Behaviors in this scale: Shirt, shade-seeking, avoiding midday sun, limiting sun exposure, 3 sunscreen items (general, SPF 15 on face, SPF 15 on body). Cites Weinstock 2000 Sun Protection Behavior Scale.²⁰²

^u Data extrapolated from figure in paper.

^v Statistically significant individual behaviors favoring IG at followup: Avoiding mid-day sun, limiting sun exposure, all sunscreen items.

Abbreviations: KQ=key question, PCP=primary care provider, IG=intervention group, CG=control group, NR=not reported, CI=confidence interval, SD=standard deviation, SE=standard error, SSE=skin self-exam, NY=New York.

Table 7. Association Between Counseling Interventions and Intermediate Outcomes or Skin Cancer Outcomes (KQ1): Adults and Young Adults

Study	Population	Intervention (number of sessions/mailings)	Followup (months)	Outcome	Question/instrument	Group	Followup N	Baseline	Followup	Between group difference
Glanz 2010 ¹⁷⁵ Fair	Adults age 20-65 at increased skin cancer risk	Tailored mailings (3) promoting sun protection and SSE; SSE aids	4	Sunburn	Red/painful sunburns in past 12 mo; Scale of 0=none to 3=3 or more sunburns; Mean (SE) ^a	IG	307	1.44 (0.07)	0.89 (0.07)	p=0.14 ^a
						CG	289	1.37 (0.07)	0.96 (0.07)	
Glanz 2013 ¹⁷³ Good	Parents of children age 4-10	Tailored mailings (3) for parents promoting children's sun protection	4	Sunburn	Red/painful sunburns in past 12 mo; Scale of 1=one to 5=5 or more sunburns; mean (SE)	IG	517	1.46 (0.04)	1.00 (0.04)	Effect size NR; p=0.97 ^b
						CG	530	1.49 (0.04)	1.03 (0.04)	
Glanz 2015 ¹⁷⁶ Fair	Adults (age range 18-91) at increased skin cancer risk	Tailored mailings (3) on risk reduction, SSE, clinical skin exam, and sunscreen	3	Sunburn	Any sunburns in last 3 mo; (1=never; to 4=more than twice); Mean (SD)	IG	83	1.54 (0.77)	1.47 (0.70)	p=0.065 ^c
						CG	109	1.46 (0.87)	1.56 (0.92)	
Heckman 2016 ¹⁷⁸ Fair	Young adults age 18-25 at increased skin cancer risk	IG1: Tailored interactive web program (12 modules) IG2: Public website	3	Sunburn	Red/painful sunburn in past mo, N (%)	IG1	195	156 (54.5)	51 (26.3)	p=0.014
						IG2	205	172 (51.5)	78 (38.2)	
						CG	229	191 (56.3)	94 (41.2)	
Rat 2014 ¹⁸⁵ Fair	Adults at increased melanoma risk	PCP counseling using tailored feedback (1)	5	Sunburn	Any sunburn in previous summer, N (%)	IG	97	NR	26 (26.8)	p=0.42 ^d
						CG	76	NR	23 (30.3)	
Weinstock 2007 ¹⁸⁷ Fair	Adults age ≥18	Study team counseling (2); materials promoting SSE (print, video); SSE aids; tailored letter (1)	12	Nevi	Diagnosed severely atypical nevi during 12-mo study period, N (%)	IG	688	NR	1 (0.15)	NR
						CG	668	NR	1 (0.15)	
				Melanoma	Diagnosed melanoma during 12-mo study period, N (%)	IG	688	NR	0 (0)	NR
						CG	668	NR	1 (0.15)	
				BCC	Diagnosed BCC during 12-mo study period, N (%)	IG	688	NR	7 (1.02)	NR
						CG	668	NR	3 (0.45)	
				SCC	Diagnosed SCC during 12-mo study period, N (%)	IG	688	NR	3 (0.44)	NR
						CG	668	NR	4 (0.60)	
Youl 2015 ^{188, 192} Good	Adults age 18-42	IG1: Tailored text messages promoting sun protection (21) IG2: Tailored text messages promoting SSE (21)	12	Sunburn	Any sunburn in past 12 mo, N (%)	IG1	173	151 (80.7)	121 (69.9)	IG1: OR 0.87 (95% CI 0.54, 1.40); p=0.962 IG2: OR 0.95 (95% CI 0.59, 1.55); p=0.800
						IG2	163	147 (83.5)	117 (71.8)	
						CG	165	152 (83.1)	120 (72.7)	
				2 or more sunburns in past 12 mo, N (%)	IG1	173	102 (54.5)	60 (34.7)	IG1: OR 0.82 (95% CI 0.53, 1.27); p=0.377	
					IG2	163	107 (60.8)	65 (39.9)		
					CG	165	107 (60.8)	65 (39.9)		

Table 7. Association Between Counseling Interventions and Intermediate Outcomes or Skin Cancer Outcomes (KQ1): Adults and Young Adults

Study	Population	Intervention (number of sessions/mailings)	Followup (months)	Outcome	Question/instrument	Group	Followup N	Baseline	Followup	Between group difference
						CG	165	102 (55.7)	65 (39.4)	IG2: OR 1.20 (95% CI 0.66, 1.59); p=0.478

^a Adjusted for location, risk level, age, and gender.

^b Adjusted for location, risk level.

^c After adjusting for social norms, treatment effect was nonsignificant for sunburns (p=0.065). Without adjustment for social norms, treatment effect was significant for sunburn (p=0.03).

^d Adjusted for age, sex, education level.

Abbreviations: KQ=key question, SSE=skin self-exam, mo=month, SE=standard error, IG=intervention group, CG=control group, NR=not reported, SD=standard deviation, CG1=control group 1, CG2=control group 2, BCC=basal cell carcinoma, SCC=squamous cell carcinoma, IG1=intervention group 1, IG2=intervention group 2, OR=odds ratio.

Table 8. Association Between Counseling Interventions and Skin Cancer Prevention Behaviors (KQ2): Adults and Young Adults^a

Study	Population	Intervention (number of sessions/ mailings)	Followup (months)	Outcome	Question/ instrument	Group	Followup N	Baseline	Followup	Between group difference	
Geller 2006 ¹⁷⁴ Fair	Adult (age ≥18) siblings of melanoma patients	Health educator phone counseling (4); mailed print materials (3) promoting sun protection and SSE	12	Sunscreen	Routinely use SPF 15+, N (%)	IG	149	132 (55.9)	100 (67.4)	OR 0.96 (95% CI 0.67, 1.38); p value NR ^b	
						CG	165	145 (56.6)	109 (66.1)		
				Tanning (outdoor)	Tanned by end of last summer, N (%)	IG	149	99 (41.7)	38 (25.7)	OR 0.72 (95% CI 0.47, 1.09); p value NR ^b	
						CG	165	96 (37.2)	59 (35.6)		
				SSE	Comprehensive mole examination, past 6 mo, N (%)	IG	149	143 (60.4)	132 (88.5)	OR 1.76 (95% CI 1.06, 2.91); p value NR ^b	
						CG	165	166 (64.5)	138 (83.5)		
						IG	149	108 (45.5)	105 (70.8)		OR 0.97 (95% CI 0.63, 1.50); p value NR ^b
						CG	165	113 (44.0)	114 (69.1)		
						IG	149	135 (57.1)	134 (89.7)		OR 2.20 (95% CI 1.22, 3.98); p value NR ^b
						CG	165	158 (61.5)	137 (83.0)		
				IG	149	35 (14.7)	65 (43.5)	OR 1.57 (95% CI 0.89, 2.75); p value NR ^b			
				CG	165	24 (9.5)	34 (20.5)				
Glanz 2010 ¹⁷⁵ Fair	Adults age 20-65 at increased skin cancer risk	Tailored mailings (3) promoting sun protection and SSE; SSE aids	4	Sun protection	Scale: 6 behaviors past 3 mo, 1 rarely/never to 4 always, mean (SE) ^c	IG	307	2.34 (0.03) ^d	2.57 (0.03) ^d	Effect size: 0.13, p=0.001 ^{d e}	
						CG	289	2.34 (0.03) ^d	2.46 (0.03) ^d		
				Sunscreen	Use 10am-4pm, 1 (rarely) to 4 (always), mean (SE)	IG	307	2.54 (0.06) ^f	2.78 (0.06) ^f	p=0.57 ^f	
						CG	289	2.63 (0.06) ^f	2.84 (0.06) ^f		
				Time in sun	<1 hour to 6 hours per day, 10am-4pm, weekends or weekday, past 3 mo, mean (SE)	IG	307	2.55 (0.07) ^f	2.22 (0.07) ^f	p=0.35 ^f	
						CG	289	2.60 (0.08) ^f	2.34 (0.08) ^f		
				SSE	Total body SSE, past 3 mo, adjusted % (SE)	IG	307	39.0 (3.0) ^g	71.0 (3.0) ^g	p=0.004; Total effect size=0.21 ^g ; High-risk effect size=0.39	
						CG	289	43.0 (3.0) ^g	61.0 (3.0) ^g		

Table 8. Association Between Counseling Interventions and Skin Cancer Prevention Behaviors (KQ2): Adults and Young Adults^a

Study	Population	Intervention (number of sessions/ mailings)	Followup (months)	Outcome	Question/ instrument	Group	Followup N	Baseline	Followup	Between group difference
Glanz 2013 ¹⁷³ Good	Parents of children age 4-10	Tailored mailings (3) for parents promoting family sun protection	4	Sun protection	Scale: 5 behaviors past 3 mo, 1 rarely/never to 4 always, mean (SE) ^h	IG	517	2.43 (0.02)	2.62 (0.02)	Effect size 0.07; p=0.02 ⁱ
				CG	530	2.39 (0.02)	2.53 (0.02)			
				Sunscreen	Use 10am-4pm, 1 (rarely) to 4 (always), mean (SE)	IG	517	2.83 (0.04)	3.06 (0.04)	Effect size 0.06; p=0.04
				CG	530	2.81 (0.04)	2.94 (0.04)			
Time in sun	Hours spent in sun per day, <1 to 6 per day, 10am-4pm, weekends or weekday, mean (SE)	IG	517	2.80 (0.05)	2.46 (0.05)	Effect size NR; p=0.29				
CG	530	2.83 (0.05)	2.43 (0.05)							
SSE	SSE (total/partial not specified), past 3 mo, adjusted % (SE)	IG	517	54.0 (0.33)	79.0 (0.07)	Effect size 0.14; p=0.03 ⁱ				
CG	530	52.0 (0.60)	71.0 (0.08)							
Glanz 2015 ¹⁷⁶ Fair	Adults (age range 18-91) at increased skin cancer risk	Tailored mailings (3) on risk reduction, skin self-exam, clinical skin exam, and sunscreen	3	Sun protection	Scale: 6 behaviors past 3 mo, 1 rarely/never to 4 always, mean (SD) ^c	IG	83	2.53 (0.59)	2.78 (0.53)	p value NR, NS ^k
				CG	109	2.64 (0.62)	2.76 (0.58)			
				Sunscreen	Use 10am-4pm, 1 (rarely) to 4 (always), mean (SD)	IG	83	2.60 (1.04)	2.95 (0.92)	p value NR, NS ^k
				CG	109	2.90 (1.02)	3.15 (0.86)			
				Time in sun	Hours spent in sun per day, 1 to 6 per day, 10am-4pm, previous summer, weekends, mean (SD)	IG	83	2.73 (1.72)	2.51 (1.64)	p=0.68 ^l
				CG	109	2.67 (1.61)	2.50 (1.71)			
					Hours spent in sun per day, 1 to 6 per day, 10am-4pm, previous summer, weekdays, mean (SD)	IG	83	1.28 (1.26)	1.43 (1.43)	p=0.27 ^l
				CG	109	1.64 (1.58)	1.57 (1.41)			
SSE	Scale: Recency of last SSE, 1 (never) to 4 (within the last mo), mean score (SD)	IG	83	2.39 (1.26)	3.06 (1.15)	p=0.051 ^k				
CG	109	2.62 (1.32)	2.98 (1.19)							
Glazebrook 2006 ¹⁷⁷ Fair	Adults with ≥1 melanoma risk factor	Interactive online program (1) with tailored feedback promoting sun protection and SSE	6	Sun protection	Scale: 1 to 8 behaviors, past 6 mo, mean (SD) ^m	IG	258	4.60 (1.82)	5.36 (1.72) ⁿ	Effect size 0.18; Mean difference 0.30 (95% CI 0.10, 0.51) ⁿ ; p=0.004 (ITT analysis) ^o
				CG	325	4.66 (1.55)	5.06 (1.59) ⁿ			
				SSE	Check moles, past 6 mo, N (%)	IG	259	159 (61.9)	209 (80.7) ⁿ	OR 1.67 (95% CI 1.04, 2.7) ⁿ ; p=0.035 (ITT analysis) ^o
				CG	328	215 (65.7)	243 (74.1) ⁿ			

Table 8. Association Between Counseling Interventions and Skin Cancer Prevention Behaviors (KQ2): Adults and Young Adults^a

Study	Population	Intervention (number of sessions/mailings)	Followup (months)	Outcome	Question/instrument	Group	Followup N	Baseline	Followup	Between group difference				
Heckman 2016 ¹⁷⁸ Fair	Young adults age 18-25 at increased skin cancer risk	IG1: Tailored interactive web program (12 modules) IG2: Public website	3	Sun protection	Scale: 5 UV exposure behaviors, past mo, 1 (never) to 5 (always), mean (SD) ^p	IG1	195	1.44 (0.80)	0.89 (0.73)	IG1: Cohen D effect size IG1 vs CG: 0.43; treatment effect at followup vs CG: -0.30 (SE 0.07, p<0.001) IG2: Treatment effect at followup IG2 vs CG: -0.034, p=0.609 (multinomial logistic regression including time)				
						IG2	205	1.50 (0.79)	1.19 (0.70)					
						CG	229	1.49 (0.80)	1.21 (0.73)					
						IG1	195	1.94 (0.81)	2.64 (0.89)		IG1: Cohen D effect size IG1 vs CG: 0.53; Treatment effect at followup: 0.429 (SE 0.090, p<0.001) (multinomial logistic regression including time) IG2: Treatment effect at followup IG2 vs CG: -0.024, SE 0.083, p=0.773 (multinomial logistic regression including time)			
						IG2	205	1.83 (0.81)	2.17 (0.84)					
						CG	229	1.95 (0.77)	2.17 (0.87)					
				Sunscreen	SPF 15+, past mo, N (%)	IG1	195	143 (49.8)	162 (83.1)	IG1: p<0.001 compared to CG at baseline IG2: p=0.019 compared to CG at baseline				
						IG2	205	164 (48.5)	156 (76.1)					
						CG	229	187 (55.0)	161 (70.3)					
										IG1	195	212 (74.1)	175 (90.7)	IG1: p=0.002

Table 8. Association Between Counseling Interventions and Skin Cancer Prevention Behaviors (KQ2): Adults and Young Adults^a

Study	Population	Intervention (number of sessions/mailings)	Followup (months)	Outcome	Question/instrument	Group	Followup N	Baseline	Followup	Between group difference
				Tanning (outdoor)	Did not engage in 1-4 hours/week of intentional UV exposure in past mo, N (%)	IG2	205	254 (75.4)	163 (80.3)	IG2: p value NR; NS
						CG	229	265 (78.2)	186 (81.6)	
				Indoor tanning	IT in past mo, N (%)	IG1	195	26 (9.1)	8 (4.1)	IG1: p value NR; NS IG2: p value NR; NS
						IG2	205	31 (9.3)	12 (5.9)	
						CG	229	30 (8.9)	17 (7.4)	
				SSE	Total body SSE, past 3 mo, N (%)	IG1	195	36 (12.5)	87 (44.6)	IG1: p=0.003 IG2: p value NR; NS
						IG2	205	48 (14.3)	48 (23.4)	
						CG	229	43 (12.6)	59 (25.8)	
				Hillhouse 2008 ^{179, 193, 194} Fair	Female university students age 17-21 who use indoor tanning	Standard print materials (1) promoting appearance-based alternatives to indoor tanning	6	Indoor tanning	IT sessions in past 3 mo, mean (SE)	IG
CG	217	4.48 (0.55)	10.9 (0.93)							
Janda 2011 ^{180, 195} Fair	Adult men age 50-90	Standard mailing (1) promoting SSE (video, SSE aids; print materials); reminder postcards	13	SSE	Partial SSE, past 6 mo, N (%)	IG	420	222 (47.3)	298 (71.0)	OR 1.16 (95% CI 0.86, 1.56) p<0.001 (group x time effect) OR 1.29 (95% CI 0.97, 1.72) p=0.85 (group x time effect)
						CG	411	218 (47.4)	279 (67.8)	
					Total SSE, past 6 mo, N (%) ^s	IG	420	53 (11.4)	153 (36.4)	
						CG	411	48 (10.4)	126 (30.7)	
Mahler 2007 ¹⁸¹ Fair	Adult university students age 18-44	Facial photos of participant with simulated sun damage (1); appearance-focused video promoting sun protection (1)	12	Sun protection	(see results in text)		NR	NR	NR	(see results in text)

Table 8. Association Between Counseling Interventions and Skin Cancer Prevention Behaviors (KQ2): Adults and Young Adults^a

Study	Population	Intervention (number of sessions/mailings)	Followup (months)	Outcome	Question/instrument	Group	Followup N	Baseline	Followup	Between group difference	
Manne 2010 ¹⁸² Fair	Adult (age ≥20) FDRs of melanoma patients	Tailored mailings (3) promoting sun protection and SSE; phone counseling (1)	12	Sun protection	Scale: 5 behaviors, last 6 mo, 1 (never) to 5 (always), mean (SD) ^t	IG	161	2.8 (0.66)	3.4 (0.79)	NS on multivariable analysis including intentions, perceived barriers and benefits, and self-efficacy [unadjusted p=0.0475]	
						CG	161	2.8 (0.65)	3.2 (0.73)		
				SSE		IG	193	0.42 (0.86)	8.8 (34.9)		p=0.10 for main effect adjusted for proband being diagnosed at a younger age
						CG	161	0.34 (0.80)	6.2 (24.4)		
Prochaska 2004 ¹⁸⁴ Fair	Adults	Tailored mailings (3) promoting sun protection	24	Sun protection	Scale: sun avoidance, no. of items and time frame NR, mean (SD) ^u	IG	864	12.65 (3.86)	13.99 (3.39)	NS (p>0.05) ^v	
						CG	920	12.60 (3.90)	13.35 (3.73)		
				Sunscreen		IG	864	8.3 (4.00)	10.2 (3.94)	p<0.05	
						CG	917	8.2 (3.99)	9.2 (3.82)		
Prochaska 2005 ¹⁸³ Fair	Adults	Tailored mailings (3) promoting sun protection	24	Sun protection	Scale: sun avoidance, no. of items and time frame NR, mean (SD) ^u	IG	1822	12.7 (3.6)	13.7 (3.5)	p<0.005 ^w	
						CG	2012	12.4 (3.7)	12.9 (3.6)		
				Sunscreen		IG	1822	8.6 (3.9)	10.0 (3.9)	p<0.0001	
						CG	2012	8.5 (3.9)	9.2 (3.9)		
Rat 2014 ¹⁸⁵ Fair	Adults at increased melanoma risk	PCP counseling using tailored feedback (1)	5	Sun protection	Took protective actions during most recent exposure, N (%)	IG	97	NR	65 (67.0)	p=0.06 ^x	
						CG	76	NR	42 (55.3)		
				Tanning (outdoor)		IG	97	NR	24 (24.7)	p=0.040 ^x	
						CG	76	NR	31 (40.8)		
				Indoor tanning		IG	97	NR	10 (10.3)	p=0.069 ^x	
						CG	76	NR	5 (6.6)		
				SSE		IG	97	NR	51 (52.6)	p=0.02 ^x	
						CG	76	NR	28 (36.8)		

Table 8. Association Between Counseling Interventions and Skin Cancer Prevention Behaviors (KQ2): Adults and Young Adults^a

Study	Population	Intervention (number of sessions/ mailings)	Followup (months)	Outcome	Question/ instrument	Group	Followup N	Baseline	Followup	Between group difference
Vuong 2014 ¹⁸⁶ Fair	Adults age ≥18	PCP counseling using tailored feedback; print materials (1)	13	Sun protection	Scale: 7 behaviors, usual practice, possible range 5 (low) to 25 (high), mean (SE) ^y	IG	37	16.70 (0.57)	16.64 (0.35)	Mean difference 0.26 (95% CI -0.78, 1.29); p=0.63
						CG	34	14.90 (0.49)	16.39 (0.37)	
				Time in sun	Hours spent outdoors per day, mean (SE)	IG	37	2.05 (0.24)	2.07 (0.22)	Mean difference -0.34 hours (95% CI -0.98, 0.3); p=0.29
						CG	33	2.66 (0.28)	2.41 (0.23)	
Weinstock 2007 ¹⁸⁷ Fair	Adults age ≥18	Study team counseling (2); materials promoting SSE (print, video); SSE aids; tailored letter (1)	12	SSE	Total body SSE, past 2 mo, N (%)	IG	530	124 (18.0)	254 (55.0)	Mean difference between groups at 12 mo: 19.3 (95% CI 13.0, 25.7); p<0.0001
						CG	487	114 (17.0)	154 (35.0)	
					Number of areas examined (of 7 total), past 2 mo, mean ^z	IG	461	2.59	5.14	p<0.0001 difference between groups at 12 mo
						CG	440	2.46	3.83	
Youl 2015 ^{188, 192} Good	Adults age 18-42	IG1: Tailored text messages promoting sun protection (21) IG2: Tailored text messages promoting SSE (21)	12	Sun protection	Scale: 6 behaviors, frequency 10am-3pm, 1 rarely/never to 4 always, mean (SD) ^{aa}	IG1	178	2.50 (0.48)	2.63 (0.46)	IG1: p=0.032 IG2:p=0.05
						IG2	168	2.50 (0.55)	2.63 (0.50)	
						CG	166	2.46 (0.49)	2.50 (0.50)	
				Tanning (outdoor)	Attempted suntan in past 12 mo, N (%)	IG1	173	23 (12.3)	26 (15.0)	IG1: OR 0.95 (95% CI 0.52, 1.71); p=0.421 IG2: OR 1.21 (95% CI 0.68, 2.15); p=0.030
						IG2	163	39 (22.2)	30 (18.4)	
						CG	165	19 (10.4)	26 (15.8)	
				SSE	Any SSE, past 3 mo, N (%)	IG1	173	64 (34.2)	83 (48.0)	IG1: OR 1.42 (95% CI 0.92, 2.19); p=0.742 IG2: OR 2.64 (95% CI 1.69, 4.13); p=0.001
						IG2	163	65 (36.9)	103 (63.2)	
						CG	165	57 (31.1)	65 (39.2)	
				SSE	Total body SSE at time of last SSE, N (%) ^{bb}	IG1	173	20 (10.7)	24 (13.9)	IG1: OR 1.32 (95% CI 0.69, 2.53); p=0.741 IG2: OR 1.69 (95% CI 0.90, 3.2); p=0.153
						IG2	163	30 (17.0)	28 (17.2)	
						CG	165	15 (8.2)	18 (10.9)	

^a Results for individual sun protection behaviors (e.g., hat use, wearing sunglasses, avoiding mid-day sun, etc.) are not reported separately in this table. Statistically significant individual behaviors favoring the intervention group are noted in footnotes.

^b Difference in odds at follow-up for IG vs CG, adjusted for baseline, sibship, longitudinal data, skin color and intention to have dermatologist skin exam.

Table 8. Association Between Counseling Interventions and Skin Cancer Prevention Behaviors (KQ2): Adults and Young Adults^a

^c Behaviors in this scale: Shirt with sleeves, sunglasses, shade-seeking, sunscreen, avoiding midday sun, hat.

^d Adjusted for risk level, age, and gender.

^e Statistically significant individual behaviors favoring IG at followup: Hat use and wearing sunglasses.

^f Adjusted for location, risk level, age, and gender.

^g Adjusted for location, age, and gender.

^h Behaviors in this scale: shirt with sleeves, sunglasses, shade-seeking, sunscreen, hat.

ⁱ Statistically significant individual behaviors favoring IG at followup: Limiting sun exposure and shade-seeking.

^j Adjusted for location and risk level.

^k After adjusting for social norms, treatment effect was nonsignificant for overall SPB (p value NR, NS); sunscreen (p value NR, NS); sunglasses (p=0.066) and SSE (p=0.051). Without adjustment for social norms, treatment effect was significant for overall SPB (p=0.03); sunscreen (p=0.03); sunglasses (p=0.01) and SSE (p=0.02).

^l Effect of treatment group difference scores, adjusted for age.

^m Behaviors in this scale: Shade-seeking, SPF 15+ sunscreen, hat, covering skin, sunburn, sunbathing, skin self-exam, skin exam by others at least every few months. Individual behavior scores NR.

ⁿ Adjusted for baseline values and clustering.

^o Results similar for as-treated analysis.

^p Behaviors in this scale: clothes that expose skin to the sun; unintentional tanning; indoor tanning; use of products to deepen tan; sunbathing.

^q Behaviors in this scale¹⁸⁹: SPF 15+ on face; SPF 15+ on body; shirt; long pants; hat; sunglasses; shade-seeking.

^r For a subpopulation of 379 students, mean IT frequency increased in both IG and CG between fall and spring (significance NR). There were more significantly more IT abstainers in IG than CG in December and January (p<0.05).¹⁹⁴

^s Defined as checking each of 13 specific areas of the body.

^t Behaviors in this scale¹⁸⁹: Sunscreen, hat, shade-seeking, shirt, sunglasses. Individual item results not reported.

^u Authors cite Sun Protection Behavior Scale, sun avoidance inventory;²⁰²⁻²⁰⁴ individual items not reported.

^v Both group and time alone showed significant increases in sun avoidance over time, interaction NS.

^w Statistically significant individual behaviors favoring IG at followup: Avoiding mid-day sun.

^x Adjusted for age, gender, education level.

^y Behaviors in this scale: Sunscreen, hat, shirt, sunglasses, limiting time in sun. Individual behaviors not reported.

^z No variance reported (SE/SD NR).

^{aa} Behaviors in this scale¹⁸⁹: Shirt, sunglasses, hat, sunscreen, shade-seeking, limiting midday sun. Individual behaviors not reported.

^{bb} For Youl 2015, Total SSE includes partner-assisted skin exam.

Abbreviations: KQ=key question, SPF=sun protection factor, IG=intervention group, CG=control group, OR=odds ratio, NR=not reported, SSE=skin self-exam, mo=month, SE=standard error, SD=standard deviation, UV=ultraviolet, CG1=control group 1, CG2=control group 2, IG1=intervention group 1, IG2=intervention group 2, IT=indoor tanning, NS=non-significant, PCP=primary care provider.

Table 9. Harms of Behavioral Counseling for Skin Cancer Prevention (KQ3)

Study	Population	Followup N	Intervention	Followup (months)	Harm	Outcome
Rat 2014 ¹⁸⁵ Fair	Adults at increased melanoma risk	173	PCP counseling using tailored feedback (1)	5	Worry	Greater proportion of patients in the IG worried about developing melanoma (28.9% vs. 18.4%; p=0.16)
Weinstock 2007 ¹⁸⁷ Fair	Adults age ≥18	901	Study team counseling (2); materials promoting SSE (print, video); SSE aids; tailored letter (1)	12	Number of skin surgeries	At 6 months there was a significant between the number of skin surgeries in the IG compared to the CG (8.0% vs. 3.6%, p=0.0005). There was not a significant difference in the number of skin surgeries between the two groups at 12 months (3.9% vs 3.3%, p=0.5).

Abbreviations: KQ=key question, PCP=primary care provider, IG=intervention group, CG=control group SSE=skin self-exam.

Table 10. Summary of Evidence, by Population and Key Question

Key Question	No. of Studies (k), no. of obs. (n)	Summary of Findings by Outcome	Consistency /Precision	Reporting Bias	Study Quality	Body of Evidence Limitations	EPC Assessment of Strength of Evidence	Applicability
Children and adolescents^a								
KQ1: Intermediate and health outcomes	k=3 RCTs n=2508 (All 3 trials identified in update all in populations ages 3-10 years)	One fair-quality trial among children age 6 (n=867) found a small intervention effect for the odds of nonsevere sunburn but no differences between groups in the odds of severe sunburn or number of nevi at 3-year followup. Two other trials among children (both mean age 7) found no differences between intervention and control groups in sunburn frequency at 4-month followup. No studies reported skin cancer outcomes.	Skin cancer/ nevi: NA Sunburn: Inconsistent, Imprecise	Suspected ^b	Good: 1 Fair: 2	Few studies overall; none in children <3 years or adolescents. Sunburn assessed by parent self-report; limited reporting of absolute values.	Skin cancer/ nevi: Insufficient Sunburn: Low	Likely applicable to US primary care for predominantly fair-skinned populations, though feasibility may vary
KQ2: Behavioral outcomes	k=6 RCTs n=4252 (4 trials identified in update, all in populations ages 3-10 years)	Five of 6 trials found statistically significantly greater improvements in parent-reported sun protection composite scores in intervention participants vs control participants at 3-months to 3-years followup. Effects were observed in all age groups. Standardized effect sizes ranged from 0 to 0.96 (0.16 to 0.50 in larger trials). In general, effects on individual sun protection behaviors, including sunscreen use, were consistent within each trial. No trials reported indoor tanning use.	Sun protection: Reasonably consistent, Imprecise Indoor tanning: NA Skin self-exam: NA	Suspected ^b	Good: 1 Fair: 5	Limited reporting of absolute values; clinical interpretation of composite scores difficult to assess; self-reported data; heterogeneous measures and time frames. Only one study each of children <3 years and adolescents .	Low	Likely applicable to US primary care for predominantly fair-skinned populations, though feasibility may vary
KQ3: Harms of intervention	No studies	NA	NA	NA	NA	NA	Insufficient	NA
KQ4: Association between SSE and outcomes	No studies	NA	NA	NA	NA	NA	Insufficient	NA
KQ5: Harms of SSE	No studies	NA	NA	NA	NA	NA	Insufficient	NA

Table 10. Summary of Evidence, by Population and Key Question

Key Question	No. of Studies (k), no. of obs. (n)	Summary of Findings by Outcome	Consistency /Precision	Reporting Bias	Study Quality	Body of Evidence Limitations	EPC Assessment of Strength of Evidence	Applicability
Adults and young adults^a								
KQ1: Intermediate and health outcomes	k=7 RCTs n=5315 (All 7 trials identified in update)	Of 6 trials, only one (n=965, 86% white, young adults mean age 22) reported a statistically significant difference in self-reported sunburns at 3-months follow-up in intervention compared to control participants. All other trials were conducted among adults with broader age ranges; none found an intervention effect. One US-based trial focused on skin-self exam promotion (n=1356) reported minimal cases of melanoma, NMSC, and atypical nevi, and no differences between groups over 12-months follow-up.	Nevi/skin cancer: NA Sunburn: Inconsistent, Imprecise	Not detected	Overall: Good: 2 Fair: 5 Cancer/nevi: Fair: 1 Sunburn: Good: 2, Fair: 4	Skin cancer/nevi: Single study with 12-month followup, outcome assessment methods not clear Sunburn: Baseline rates low in some studies; heterogeneous self-reported measures	Skin cancer/nevi: Insufficient Sunburn: Low	Sunburn findings are likely applicable. Cancer/nevi findings possibly applicable in SSE-focused intervention populations; unclear for interventions focused on sun protection behavior or indoor tanning.

Table 10. Summary of Evidence, by Population and Key Question

Key Question	No. of Studies (k), no. of obs. (n)	Summary of Findings by Outcome	Consistency /Precision	Reporting Bias	Study Quality	Body of Evidence Limitations	EPC Assessment of Strength of Evidence	Applicability
KQ2: Behavioral outcomes	k=16 15 RCTs, 1 CCT n=16,309 (10 trials identified in update)	Most trials found greater improvements in self-reported sun protection composite scores in intervention vs control participants at 3 months to 2 years followup; 6 of 12 reported statistically significant between-group differences. Sunscreen use (4 trials) and intentional outdoor exposure (3 trials) were the most frequently reported improved behaviors. There was no evidence of effect modification by age, risk factors, or intervention components. 1 of 3 trials reporting indoor tanning, a study of female young adult indoor tanners (n=430, mean age 19), found relatively smaller increases in number of indoor tanning sessions in the past 3 months in the intervention vs control conditions at 6 month followup. 9 of 11 trials showed statistically significantly increased reporting of total, partial, or any skin self-exam (SSE) in the intervention vs controls groups. 3 of the above trials were conducted in young adults (n=1528). 2 of these reported intervention effects: 1 for sun protection behavior and SSE (k=965) and 1 for indoor tanning (k=430).	Sun protection: Reasonably consistent, Imprecise Indoor tanning: Inconsistent/ Imprecise SSE: Reasonably consistent/ Imprecise	Not detected	Overall: Good: 2 Fair: 14 Sun protection: Good: 2 Fair: 11 Indoor tanning: Fair: 3 SSE: Good: 2 Fair: 9	Same limitations as listed in KQ2 (Children and adolescents)	Sun protection: Low Indoor tanning: Low SSE: Moderate	Likely applicable to US primary care for predominantly fair-skinned populations; feasibility may vary
KQ3: Harms of intervention	k=2 RCTs n=1573 (both trials identified in update, both in adult populations)	Skin procedures were more common in the intervention group in one trial of SSE promotion (n=1356) at 6 months follow-up but not 12 months. Cancer worry did not differ between groups in one trial of counseling and risk assessment (n =217). None of the above trials involved young adults.	NA	Not detected	Fair: 2	Few studies; outcome measurement not well described	Insufficient	May be applicable

Table 10. Summary of Evidence, by Population and Key Question

Key Question	No. of Studies (k), no. of obs. (n)	Summary of Findings by Outcome	Consistency /Precision	Reporting Bias	Study Quality	Body of Evidence Limitations	EPC Assessment of Strength of Evidence	Applicability
KQ4: Association between SSE and outcomes	No studies	NA	NA	NA	NA	NA	Insufficient	NA
KQ5: Harms of SSE	No studies	NA	NA	NA	NA	NA	Insufficient	NA

^a One study (Glanz 2013) reported outcomes for both children and adults.

^b One trial (n=867) only reported results for white non-Hispanic participants (n=677).

Abbreviations: KQ=key question, EPC=evidence-based practice center, RCT=randomized clinical trial, CCT=controlled clinical trial, SSE=skin self-exam, NA=not applicable.

Appendix A Table 1. Recommendations on Counseling for Skin Cancer Prevention From Other Groups

Organization	Country	Year	Recommendation
American Academy of Dermatology	U.S.	2016	Recommends clinicians provide sun protection counseling for all individuals. ¹ Encourages members of the public to regularly examine their skin for signs of skin cancer and to see a board-certified dermatologist if they notice any unusual spots on their skin, including anything changing, itching or bleeding. ²
Skin Cancer Foundation	U.S.	2016	Endorses the U.S. Surgeon General's recommendations to increase awareness about skin cancer prevention and the dangers of indoor tanning. ³ Recommends members of the public conduct monthly head-to-toe self-examinations of the skin to find any new or changing lesions that might be cancerous or precancerous. ⁴
American Cancer Society (ACS)	U.S.	2015	Recommends health care providers play a role in counseling patients about ways to protect themselves from skin cancer. ⁵ Recommends minimizing UV exposure by limiting time spent outdoors during peak UV exposure hours, wearing protective clothing, applying adequate sunscreen, and avoiding indoor tanning devices. ⁵ ACS also recommends individuals engage in monthly skin self-exams. ⁶
American Congress of Obstetricians and Gynecologists (ACOG)	U.S.	2015	Recommends clinicians talk to patients about sun exposure, sun-protective behaviors, and the harms of indoor tanning. ⁷
Michigan Quality Improvement Consortium	U.S.	2015	Recommends clinicians provide routine education and counseling to parents and children about skin cancer prevention ⁸
Community Preventive Services Task Force	U.S.	2014	Recommends education and policy approaches to encourage skin-protective behaviors in various settings, including child care centers, primary and middle schools, outdoor recreational sites, and outdoor occupational settings. ⁹
American Academy of Family Physicians (AAFP)	U.S.	2014	Endorses the USPSTF's previous recommendation that clinicians counsel children, adolescents, and young adults ages 10-24 who have fair skin about minimizing their exposure to UV radiation to reduce risk of skin cancer. Notes that the current evidence is insufficient to assess the balance of benefits and harms of patient skin self-exam. ¹⁰
U.S. Surgeon General	U.S.	2014	Recommends clinicians play a role in reducing UV exposure by providing counseling to patients, particularly adolescents and young adults with fair skin. ¹¹
Institute for Clinical Systems Improvement (ICSI)	U.S.	2013	Recommends that counseling patients to limit sun exposure is reasonable. ¹² Endorses the USPSTF's previous recommendation statement that the current evidence is insufficient to assess the balance of benefits and harms of patient skin self-exam. ¹³
American Academy of Pediatrics (AAP)	U.S.	2011	Recommends pediatricians educate patients and parents about UV radiation exposure and protective behaviors, such as avoiding sunburns, wearing clothing and hats, limiting outdoor activities during periods of peak sun exposure, wearing sunglasses, and applying sunscreen. ¹⁴
Alberta Health Services	Canada	2013	Recommends counseling in health care settings, particularly for children, adolescents, and young adults, about minimizing exposure to UV radiation to reduce the risk of skin cancer. ¹⁵ Recommends regular skin-self exam to help individuals become familiar with their skin and notice any changes. ¹⁶
Royal Australian College of General Practitioners	Australia	2012	Recommends clinicians advise all individuals, particularly children, to adopt sun-protective measures such as minimizing sun exposure and using sunscreen. ¹⁷ Recommends individuals engage in skin self-exam annually (low-risk), every 3-6 months (medium risk), or every 3 months (high-risk). ¹⁸

Appendix A Table 1. Recommendations on Counseling for Skin Cancer Prevention From Other Groups

Organization	Country	Year	Recommendation
National Institute for Health and Care Excellence (NICE)	U.K.	2011	Recommends health care providers participate in prevention activities, such as one-to-one or group counseling, to raise awareness of the risks of UV exposure and the benefits of sun-protective behaviors. ¹⁹
International Agency for Research on Cancer (IARC), World Health Organization	International	2001	Recommends that health promotion interventions seek to increase appropriate use of sunscreen but cautions that sunscreen should not be used as a means of extending the duration of sun exposure. ²⁰

References

1. American Academy of Dermatology. AADA responds to the USPSTF recommendations on sun-protection counseling. American Academy of Dermatology [2017 January 3]. <https://www.aad.org/media/news-releases/aada-responds-to-the-uspstf-recommendations-on-sun-protection-counseling>.
2. American Academy of Dermatology. AADA provides input on skin cancer screening recommendation. American Academy of Dermatology [2017 January 3]. <https://www.aad.org/media/news-releases/aada-provides-input-on-skin-cancer-screening-recommendation>.
3. Skin Cancer Foundation. Foundation's Response to the Acting Surgeon General's Call to Action To Prevent Skin Cancer. Skin Cancer Foundation [2017 January 3]. <http://www.skincancer.org/media-and-press/press-release-2014/surgeon>.
4. Skin Cancer Foundation. Early Detection and Self Exams. Skin Cancer Foundation [2017 January 3]. <http://www.skincancer.org/skin-cancer-information/early-detection>.
5. American Cancer Society. Cancer Prevention & Early Detection Facts & Figures 2015-2016. Atlanta: American Cancer Society; 2015.
6. American Cancer Society. Skin exams. American Cancer Society [2017 January 3]. <http://www.cancer.org/cancer/cancercauses/sunanduvexposure/skincancerpreventionandearlydetection/skin-cancer-prevention-and-early-detection-skin-exams>.
7. American College of Obstetricians and Gynecologists. Committee opinion no. 626: the transition from pediatric to adult health care: preventive care for young women aged 18-26 years. *Obstetrics and gynecology*. 2015;125(3):752-4. PMID: 25730254.
8. Michigan Quality Improvement Consortium. Routine Preventive Services for Children and Adolescents (Ages 2-21). Southfield, MI: Michigan Quality Improvement Consortium; 2015.
9. Guide to Community Preventive Services. Cancer Prevention and Control: Skin Cancer Prevention. Community Preventive Services Task Force; 2014.
10. American Academy of Family Physicians. Summary of Recommendations for Clinical Preventive Services. Leawood, KS: American Academy of Family Physicians; 2015.
11. U.S. Department of Health and Human Services. The Surgeon General's Call to Action to Prevent Skin Cancer. Washington, D.C.: U.S. Department of Health and Human Services, Office of the Surgeon General; 2014.
12. Wilkinson J, Bass C, Diem S, et al. Preventive Services for Children and Adolescents. Bloomington, MN: Institute for Clinical Systems Improvement; 2013.
13. Institute for Clinical Systems Improvement. Level III – Skin Cancer Screening and Counseling. Institute for Clinical Systems Improvement [2017 January 3]. https://www.icsi.org/guideline_sub-pages/preventive_services_adults/level_iii_skin_cancer_screening_and_counseling/.
14. Council on Environmental Health Section on Dermatology, Balk SJ. Ultraviolet radiation: a hazard to children and adolescents. *Pediatrics*. 2011;127(3):588-97. PMID: 21357336.
15. Alberta Provincial Cutaneous Tumour Team. Prevention of Skin Cancer: Clinical Practice Guideline CU-014. Edmonton, Canada: Alberta Health Services; 2013.
16. Alberta Health Services. Prevention of Skin Cancer. Alberta Health Services [2017 January 3]. <http://www.albertahealthservices.ca/assets/info/hp/cancer/if-hp-cancer-guide-cu014-prevention.pdf>.
17. Royal Australian College of General Practitioners. Guidelines for preventive activities in general practice 8th edition. East Melbourne, Australia: Royal Australian College of General Practitioners; 2012.
18. Royal Australian College of General Practitioners. Skin checks. Royal Australian College of General Practitioners [2017 January 3]. <http://www.racgp.org.au/afp/2012/july/skin-checks/>.
19. National Institute for Health and Care Excellence. Skin cancer prevention: public health guideline. National Institute for Health and Care Excellence; 2011.
20. International Agency for Research on Cancer. IARC Handbooks of Cancer Prevention Volume 5: Sunscreens. Lyon, France: World Health Organization; 2001.

Appendix A Table 2. Sun Protection Habits Survey

A Final Core Items - ADULTS
For each question listed, please select the one answer that is the best response to the question.

Section 1 - Sun Habits

1. In the summer, on average, how many hours are you outside per day between 10 am and 4 pm...on WEEKDAYS (Monday-Friday)?
 30 minutes or less
 31 minutes to 1 hour
 2 hours
 3 hours
 4 hours
 5 hours
 6 hours

2. In the summer, on average, how many hours are you outside per day between 10 am and 4 pm...on WEEKEND DAYS (Saturday & Sunday)?
 30 minutes or less
 31 minutes to 1 hour
 2 hours
 3 hours
 4 hours
 5 hours
 6 hours

3. In the past 12 months, how many times did you have a red (or) painful sunburn that lasted a day or more?
 0 1 2 3 4 5 OR MORE

For the following questions, think about what you do when you are outside during the summer on a warm sunny day.

4. How often do you wear SUNSCREEN? NEVER RARELY SOMETIMES OFTEN ALWAYS

5. How often do you wear a SHIRT WITH SLEEVES that cover your shoulders? NEVER RARELY SOMETIMES OFTEN ALWAYS

6. How often do you wear a HAT? NEVER RARELY SOMETIMES OFTEN ALWAYS

7. How often do you stay in the SHADE or UNDER AN UMBRELLA? NEVER RARELY SOMETIMES OFTEN ALWAYS

8. How often do you wear SUNGLASSES? NEVER RARELY SOMETIMES OFTEN ALWAYS

9. How often do you spend time in the sun in order to get a tan? NEVER RARELY SOMETIMES OFTEN ALWAYS

10. What is the color of your untanned skin? Very fair Fair Olive Light brown Dark brown Very dark

SECTION 2 - Skin Examination

11. Have you EVER had your skin checked for skin cancer from head to toe by a health professional? No Yes Skip to question 13

12. If yes, what is the month and year when you last had your skin checked from head to toe? []/[] Write Month/Year

13. In the last 12 months, have you or a partner examined your entire body, including your back, for skin cancer? No Yes

14. If yes, how many times? [] Write number

B Final Core Items - ADULT for CHILD age 1 to 10 years
For each question listed, please think about your CHILD who is 1 to 10 years old and select the one answer that is the best response to the question.
If you have more than one child who is 1 to 10 years old, please answer this survey thinking about your OLDEST child who is 1 to 10 years old.

Section 1 - Background Information

1. Thinking of your oldest child between the ages of 1 and 10, what is the age of this child?
 Less than 1 year old
 1-3 years old
 4-6 years old
 7-10 years old

2. Is this child a...?
 Boy
 Girl

Section 2 - Sun Habits

3. In the summer, on average, how many hours is this child outside per day between 10 am and 4 pm...on WEEKDAYS (Monday-Friday)?
 30 minutes or less
 31 minutes to 1 hour
 2 hours
 3 hours

4. In the summer, on average, how many hours is this child outside per day between 10 am and 4 pm...on WEEKEND DAYS (Saturday & Sunday)?
 30 minutes or less
 31 minutes to 1 hour
 2 hours
 3 hours

5. In the past 12 months, how many times did this child have a red (or) painful sunburn that lasted a day or more?
 0 1 2 3 4 5 OR MORE

For the following questions, think about what this child does when outside during the summer on a warm sunny day.

6. How often does this child wear SUNSCREEN? NEVER RARELY SOMETIMES OFTEN ALWAYS

7. How often does this child wear a SHIRT WITH SLEEVES that cover the shoulder? NEVER RARELY SOMETIMES OFTEN ALWAYS

8. How often does this child wear a HAT? NEVER RARELY SOMETIMES OFTEN ALWAYS

9. How often does this child stay in the SHADE or UNDER AN UMBRELLA? NEVER RARELY SOMETIMES OFTEN ALWAYS

10. How often does this child wear SUNGLASSES? NEVER RARELY SOMETIMES OFTEN ALWAYS

11. How often does this child spend time in the sun in order to get a tan? NEVER RARELY SOMETIMES OFTEN ALWAYS

12. What is the color of this child's untanned skin? Very fair Fair Olive Light brown Dark brown Very dark

C Final Core Items - ADOLESCENTS
For each question listed, please select the one answer that is the best response to the question.

1. In the summer, on average, how many hours are you outside per day between 10 am and 4 pm...on WEEKDAYS (Monday-Friday)?
 30 minutes or less
 31 minutes to 1 hour
 2 hours
 3 hours
 4 hours
 5 hours
 6 hours

2. In the summer, on average, how many hours are you outside per day between 10 am and 4 pm...on WEEKEND DAYS (Saturday & Sunday)?
 30 minutes or less
 31 minutes to 1 hour
 2 hours
 3 hours
 4 hours
 5 hours
 6 hours

3. In the past 12 months, how many times did you have a red (or) painful sunburn that lasted a day or more?
 0 1 2 3 4 5 OR MORE

For the following questions, think about what you do when you are outside during the summer on a warm sunny day.

4. How often do you wear SUNSCREEN? NEVER RARELY SOMETIMES OFTEN ALWAYS

5. How often do you wear a SHIRT WITH SLEEVES that cover your shoulders? NEVER RARELY SOMETIMES OFTEN ALWAYS

6. How often do you wear a HAT? NEVER RARELY SOMETIMES OFTEN ALWAYS

7. How often do you stay in the SHADE or UNDER AN UMBRELLA? NEVER RARELY SOMETIMES OFTEN ALWAYS

8. How often do you wear SUNGLASSES? NEVER RARELY SOMETIMES OFTEN ALWAYS

9. How often do you spend time in the sun in order to get a tan? NEVER RARELY SOMETIMES OFTEN ALWAYS

10. What is the color of your untanned skin? Very fair Fair Olive Light brown Dark brown Very dark

**Secondary items (all others are Primary Core Items)

Figure. Core skin cancer prevention items for adults (A), adults reporting for children 10 years or younger (B), and adolescents aged 11 to 17 years (C).

Source: Glanz K, Yaroch AL, Dancel M, et al. Measures of sun exposure and sun protection practices for behavioral and epidemiologic research. *Arch Dermatol.* 2008;144(2):217-22.

Appendix B. Methods

Skin cancer counseling and skin self-exam search strategy

Databases searched:

MEDLINE

PubMed

Cochrane Central Register of Controlled Trials (CENTRAL)

Key:

/ = subject heading

\$ = truncation

ti = word in title

ab = word in abstract

adj# = adjacent within x number of words

pt = publication type

fs = floating subheading

* = truncation

kw = keyword

Medline (via Ovid)

KQs 1-3, Trials & Harms

Database: Ovid MEDLINE(R) <1946 to March Week 4 2016>, Ovid MEDLINE(R) In-Process & Other Non-Indexed Citations <March 30, 2016>, Ovid MEDLINE(R) Daily Update <March 30, 2016>

Search Strategy:

-
- 1 Skin Neoplasms/
 - 2 Melanoma/
 - 3 Hutchinson's Melanotic Freckle/
 - 4 Hutchinson\$ Melanotic Freckle.ti,ab.
 - 5 Melanoma, Amelanotic/
 - 6 melanoma\$.ti,ab.
 - 7 lentigo maligna.ti,ab.
 - 8 Carcinoma, Basal Cell/
 - 9 Carcinoma, Squamous Cell/
 - 10 Neoplasms, Basal cell/
 - 11 Neoplasms, Squamous cell/
 - 12 skin cancer\$.ti,ab.
 - 13 ((carcinoma\$ or neoplas\$) adj5 (skin or cutaneous)).ti,ab.
 - 14 Nevus/
 - 15 Nevus, Pigmented/
 - 16 Dysplastic Nevus Syndrome/
 - 17 (nevus or naevus or nevi or naevi).ti,ab.
 - 18 ((naevoid or nevoid) adj3 syndrome\$.ti,ab.
 - 19 Keratosis/
 - 20 keratos#s.ti,ab.
 - 21 Sunburn/
 - 22 Sunburn\$.ti,ab.
 - 23 Sunscreening Agents/
 - 24 sunscreen\$.ti,ab.
 - 25 Protective clothing/
 - 26 protective cloth\$.ti,ab.
 - 27 (((hat or hats) and (wear\$ or wore or brim\$)) or (use\$ adj3 hat) or (use\$ adj3 hats)).ti,ab.
 - 28 Sunlight/
 - 29 Ultraviolet Rays/
 - 30 sunlamp\$.ti,ab.
 - 31 tanning.ti,ab.
 - 32 sunbed\$.ti,ab.
 - 33 photoprotection.ti,ab.
 - 34 sun protecti\$.ti,ab.
 - 35 ((seek\$ or sun) and shade).ti,ab.
 - 36 ((avoid\$ or minimiz\$ or minimis\$) and midday sun).ti,ab.

Appendix B. Methods

37 sun awareness.ti,ab.
38 sun safety.ti,ab.
39 sun exposure.ti,ab.
40 (skin adj3 self adj3 (exam\$ or check\$)).ti,ab.
41 or/1-40
42 Health promotion/
43 Health Education/
44 Patient Education as Topic/
45 Preventive Health Services/
46 Consumer Health Information/
47 Counseling/
48 Directive Counseling/
49 Behavior Therapy/
50 Health Behavior/
51 Physician's Role/
52 Teaching Materials/
53 Parents/ed [Education]
54 health promotion.ti,ab.
55 (preventive health or health prevention).ti,ab.
56 consumer health.ti,ab.
57 health behavio\$.ti,ab.
58 counsel\$.ti,ab.
59 behav\$ therap\$.ti,ab.
60 advice.ti,ab.
61 advise.ti,ab.
62 educat\$.ti,ab.
63 provid\$ information.ti,ab.
64 behavio\$ intervention\$.ti,ab.
65 prevention intervention\$.ti,ab.
66 or/42-65
67 41 and 66
68 clinical trials as topic/ or controlled clinical trials as topic/ or randomized controlled trials as topic/ or meta-analysis as topic/
69 (clinical trial or controlled clinical trial or meta analysis or randomized controlled trial).pt.
70 Random\$.ti,ab.
71 control groups/ or double-blind method/ or single-blind method/
72 clinical trial\$.ti,ab.
73 controlled trial\$.ti,ab.
74 meta analy\$.ti,ab.
75 or/68-74
76 67 and 75
77 limit 76 to (english language and yr="2009 -Current")
78 remove duplicates from 77
79 Sunscreening Agents/
80 sunscreen\$.ti,ab.
81 Protective Clothing/
82 protective cloth\$.ti,ab.
83 (((hat or hats) and (wear\$ or wore or brim\$)) or (use\$ adj3 hat) or (use\$ adj3 hats)).ti,ab.
84 ((UV absorb\$ or ultraviolet absorb\$ or UV protect\$ or ultraviolet protect\$) and (laundry or detergent\$)).ti,ab.
85 sun protect\$.ti,ab.
86 photoprotect\$.ti,ab.
87 ((seek\$ or sun) and shade).ti,ab.
88 ((avoid\$ or minimiz\$ or minimis\$) and (sun exposure or midday sun)).ti,ab.
89 (avoid\$ and (sunlamp\$ or sunbed\$ or tanning bed\$ or tanning booth\$ or tanning salon\$ or tanning device\$ or indoor tanning or artificial light or artificial UV or artificial ultraviolet)).ti,ab.
90 or/79-89
91 adverse effects.fs.
92 harm\$.ti,ab.
93 adverse\$.ti,ab.
94 (increas\$ and ((time and sun) or sun exposure)).ti,ab.
95 ((reduce\$ or reduction) and physical activit\$).ti,ab.
96 Sedentary Lifestyle/

Appendix B. Methods

97 sedentary behavior\$.ti,ab.
98 depression/
99 Depressive Disorder/
100 mood disorders/
101 Anxiety/
102 (depression or depressed or depressive).ti,ab.
103 mood.ti,ab.
104 (anxiety or anxious).ti,ab.
105 vitamin D deficiency/
106 (vitamin D adj5 deficien\$).ti,ab.
107 Medical Overuse/
108 Unnecessary Procedures/
109 ((unnecessary or unneeded) adj3 (surg\$ or procedure\$ or biops\$)).ti,ab.
110 overdiagnos\$.ti,ab.
111 or/91-110
112 (67 or 90) and 111
113 clinical trials as topic/ or controlled clinical trials as topic/ or randomized controlled trials as topic/ or meta-analysis as topic/
114 (clinical trial or controlled clinical trial or meta analysis or randomized controlled trial).pt.
115 Random\$.ti,ab.
116 control groups/ or double-blind method/ or single-blind method/
117 clinical trial\$.ti,ab.
118 controlled trial\$.ti,ab.
119 meta analy\$.ti,ab.
120 cohort studies/ or longitudinal studies/ or follow-up studies/ or prospective studies/ or retrospective studies/
121 cohort.ti,ab.
122 longitudinal.ti,ab.
123 (follow up or followup).ti,ab.
124 113 or 114 or 115 or 116 or 117 or 118 or 119 or 120 or 121 or 122 or 123
125 112 and 124
126 limit 125 to (english language and yr="2009 -Current")
127 remove duplicates from 126
128 78 or 127

KQs 4-5, Skin Self-Exam

Database: Ovid MEDLINE(R) <1946 to March Week 4 2016>, Ovid MEDLINE(R) In-Process & Other Non-Indexed Citations <March 30, 2016>, Ovid MEDLINE(R) Daily Update <March 30, 2016>
Search Strategy:

1 Skin Neoplasms/
2 Melanoma/
3 Hutchinson's Melanotic Freckle/
4 Hutchinson\$ Melanotic Freckle.ti,ab.
5 Melanoma, Amelanotic/
6 melanoma\$.ti,ab.
7 lentigo maligna.ti,ab.
8 Carcinoma, Basal Cell/
9 Carcinoma, Squamous Cell/
10 Neoplasms, Basal cell/
11 Neoplasms, Squamous cell/
12 skin cancer\$.ti,ab.
13 ((carcinoma\$ or neoplas\$) adj5 (skin or cutaneous)).ti,ab.
14 Nevus/
15 Nevus, Pigmented/
16 Dysplastic Nevus Syndrome/
17 (nevus or naevus or nevi or naevi).ti,ab.
18 ((naevoid or nevoid) adj3 syndrome\$).ti,ab.
19 Keratosis/
20 keratos#s.ti,ab.
21 or/1-20

Appendix B. Methods

- 22 Self examination/
- 23 (self adj3 (exam\$ or check\$)).ti,ab.
- 24 22 or 23
- 25 21 and 24
- 26 limit 25 to (english language and yr="2005 -Current")
- 27 remove duplicates from 26

CENTRAL

KQs 1-3, Trials & Harms

Issue 3 of 12, March 2016

- #1 melanoma:ti,ab,kw
- #2 "lentigo maligna":ti,ab,kw
- #3 (carcinoma* or neoplas*):ti,ab,kw near/5 (skin or cutaneous):ti,ab,kw
- #4 (skin next cancer*):ti,ab,kw
- #5 carcinoma:ti,ab,kw and (basal or squamous):ti,ab,kw
- #6 (nevus or naevus or nevi or naevi):ti,ab,kw
- #7 ((naevoid or nevoid) near/3 syndrome*):ti,ab,kw
- #8 keratos?s:ti,ab,kw
- #9 sunburn*:ti,ab,kw
- #10 sunscreen*:ti,ab,kw
- #11 (protective next cloth*):ti,ab,kw
- #12 sunlight:ti,ab,kw
- #13 ((hat or hats) and (wear* or wore or brim*)):ti,ab,kw or (use* near/3 (hat or hats)):ti,ab,kw 36
- #14 sunlamp*:ti,ab,kw
- #15 tanning:ti,ab,kw
- #16 sunbed*:ti,ab,kw
- #17 photoprotection:ti,ab,kw
- #18 (seek* and shade):ti,ab,kw
- #19 sun:ti,ab,kw
- #20 (skin near/3 self near/3 (exam* or check*)):ti,ab,kw
- #21 {or #1-#20}
- #22 "health promotion":ti,ab,kw
- #23 "preventive health":ti,ab,kw
- #24 "consumer health":ti,ab,kw
- #25 counsel*:ti,ab,kw
- #26 (behavior* or behaviour*):ti,ab,kw next (therap* or intervention*):ti,ab,kw
- #27 health:ti,ab,kw next (behavior or behaviour):ti,ab,kw
- #28 (advice or advise):ti,ab,kw
- #29 educat*:ti,ab,kw
- #30 (provid* next information):ti,ab,kw
- #31 (prevention next intervention*):ti,ab,kw
- #32 {or #22-#31}
- #33 #21 and #32 Publication Year from 2009 to 2016, in Trials
- #34 sunscreen:ti,ab,kw
- #35 (protective next cloth*):ti,ab,kw
- #36 (hat or hats):ti,ab,kw
- #37 (UV or ultraviolet):ti,ab,kw and (laundry or detergent):ti,ab,kw
- #38 (sun next protect*):ti,ab,kw
- #39 photoprotect*:ti,ab,kw
- #40 (seek* or sun):ti,ab,kw and shade:ti,ab,kw
- #41 (avoid* or minimiz* or minimis*):ti,ab,kw and ("sun exposure" or "midday sun"):ti,ab,kw
- #42 avoid*:ti,ab,kw and (sunlamp* or sunbed* or tanning or "artificial light" or "artificial uv" or "artificial ultraviolet"):ti,ab,kw
- #43 {or #34-#42}
- #44 harm*:ti,ab,kw
- #45 (adverse next effect*):kw
- #46 adverse*:ti,ab
- #47 (increas* and time and sun):ti,ab,kw

Appendix B. Methods

#48 increas*:ti,ab,kw and (sun next exposure):ti,ab,kw
 #49 (reduce* or reduction):ti,ab,kw and (physical next activit*):ti,ab,kw
 #50 (sedentary next behavi*):ti,ab,kw
 #51 (depression or depressed or depressive):ti,ab,kw
 #52 mood:ti,ab,kw
 #53 (anxiety or anxious):ti,ab,kw
 #54 ("vitamin D" near/5 deficien*):ti,ab,kw
 #55 (unnecessary or unneeded):ti,ab,kw near/3 (surg* or procedure* or biops*):ti,ab,kw
 #56 overdiagnos*:ti,ab,kw
 #57 {or #44-#56}
 #58 #43 and #57 Publication Year from 2009 to 2016, in Trials
 #59 #33 or #58

KQs 4-5, Skin Self-Examination

Issue 3 of 12, March 2016

#1 melanoma:ti,ab,kw
 #2 "lentigo maligna":ti,ab,kw
 #3 (carcinoma* or neoplas*):ti,ab,kw near/5 (skin or cutaneous):ti,ab,kw
 #4 (skin next cancer*):ti,ab,kw
 #5 carcinoma:ti,ab,kw and (basal or squamous):ti,ab,kw
 #6 (nevus or naevus or nevi or naevi):ti,ab,kw
 #7 ((naevoid or nevoid) near/3 syndrome*):ti,ab,kw
 #8 keratos?s:ti,ab,kw
 #9 {or #1-#8}
 #10 (self near/3 (exam* or check*)):ti,ab,kw
 #11 #9 and #10 Publication Year from 2005 to 2016, in Trials

PubMed, publisher-supplied

KQs 1-3, Trials & Harms

Search	Query
#58	Search #38 OR #57
#57	Search #56 AND ("2009/01/01"[Date - Publication] : "3000"[Date - Publication]) AND English[Language]
#56	Search (#45 AND #55) AND publisher[sb]
#55	Search #46 OR #47 OR #48 OR #49 OR #50 OR #51 OR #52 OR #53 OR #54
#54	Search overdiagnos*[tiab]
#53	Search unnecessary procedure*[tiab] OR unneeded procedure*[tiab] OR unnecessary surg*[tiab] OR unneeded surg*[tiab] OR unnecessary biops*[tiab] OR unneeded biops*[tiab]
#52	Search "vitamin d"[tiab] AND deficien*[tiab]
#51	Search anxiety[tiab] OR anxious[tiab]
#50	Search depression[tiab] OR depressed[tiab] OR depressive[tiab] OR mood[tiab]
#49	Search sedentary[tiab] AND behavio*[tiab]
#48	Search (reduce*([tiab] OR reduction[tiab]) AND ("physical activity"[tiab] OR "physical activities"[tiab]))
#47	Search increas*[tiab] AND sun[tiab]
#46	Search adverse* [tiab] OR harm*[tiab]
#45	Search #11 OR #39 OR #40 OR #41 OR #42 OR #43 OR #44

Appendix B. Methods

Search	Query
#44	Search (avoid*[tiab]) AND (tanning[tiab] OR sunlamp*[tiab] OR sunbed*[tiab] OR "artificial light"[tiab] OR "artificial uv"[tiab] OR "artificial ultraviolet"[tiab])
#43	Search (seek*[tiab] OR sun[tiab]) AND shade[tiab]
#42	Search (avoid*[tiab] OR minimiz*[tiab] OR minimis*[tiab]) AND (sun[tiab])
#41	Search sun protect*[tiab]
#40	Search (UV[tiab] OR ultraviolet[tiab]) AND (laundry[tiab] OR detergent*[tiab])
#39	Search hat[tiab] OR hats[tiab]
#38	Search #37 AND ("2009/01/01"[Date - Publication] : "3000"[Date - Publication]) AND English[Language]
#37	Search (#23 AND #35 AND #36) AND publisher[sb]
#36	Search random*[tiab] OR placebo*[tiab] OR trial[tiab] OR trials[tiab] OR metaanaly*[tiab] OR "meta analysis"[tiab] OR "meta analyses"[tiab] OR "meta analytic"[tiab] OR systematic[sb]
#35	Search #24 OR #25 OR #26 OR #27 OR #28 OR #29 OR #30 OR #31 OR #32 OR #33 OR #34
#34	Search prevention intervention*[tiab]
#33	Search provid* information[tiab]
#32	Search educat*[tiab]
#31	Search advise[tiab]
#30	Search advice[tiab]
#29	Search health behavio*[tiab]
#28	Search behavio*[tiab] AND intervention*[tiab]
#27	Search counsel*[tiab]
#26	Search "consumer health"[tiab]
#25	Search "preventive health"[tiab]
#24	Search "health promotion"[tiab]
#23	Search #1 OR #2 OR #3 OR #4 OR #5 OR #6 OR #7 OR #8 OR #9 OR #10 OR #11 OR #12 OR #13 OR #14 OR #15 OR #16 OR #17 OR #18 OR #19 OR #20 OR #21 OR #22
#22	Search skin[tiab] AND self[tiab] AND (exam*[tiab] OR check*[tiab])
#21	Search "sun exposure"[tiab]
#20	Search "sun safety"[tiab]
#19	Search "sun awareness"[tiab]
#18	Search "sun protective"[tiab]
#17	Search "sun protection"[tiab]
#16	Search photoprotection[tiab]
#15	Search sunbed*[tiab]
#14	Search tanning[tiab]
#13	Search sunlamp*[tiab]

Appendix B. Methods

Search	Query
#12	Search sunlight [tiab]
#11	Search protective cloth* [tiab]
#10	Search sunscreen* [tiab]
#9	Search sunburn* [tiab]
#8	Search keratosis [tiab] OR keratoses [tiab]
#7	Search (naevoid [tiab] OR nevvoid [tiab]) AND syndrome* [tiab]
#6	Search nevus [tiab] OR naevus [tiab] OR nevi [tiab] OR naevi [tiab]
#5	Search carcinoma [tiab] and (basal [tiab] or squamous [tiab])
#4	Search (carcinoma* [tiab] OR neoplas* [tiab]) AND (skin [tiab] OR cutaneous [tiab])
#3	Search " lentigo maligna "[tiab]
#2	Search " skin cancer "[tiab] OR "skin cancers"[tiab]
#1	Search melanoma* [tiab]

Skin Self-Examination

Search	Query
#12	Search #11 AND ("2005/01/01" [Date - Publication] : "3000" [Date - Publication]) AND English [Language]
#11	Search (#9 AND #10) AND publisher [sb]
#10	Search self [tiab] AND (exam* [tiab] OR check* [tiab])
#9	Search #1 OR #2 OR #3 OR #4 OR #5 OR #6 OR #7 OR #8
#8	Search keratosis [tiab] OR keratoses [tiab]
#7	Search (naevoid [tiab] OR nevvoid [tiab]) AND syndrome* [tiab]
#6	Search nevus [tiab] OR naevus [tiab] OR nevi [tiab] OR naevi [tiab]
#5	Search carcinoma [tiab] and (basal [tiab] or squamous [tiab])
#4	Search (carcinoma [tiab] OR neoplas* [tiab]) AND (skin [tiab] OR cutaneous [tiab])
#3	Search " lentigo maligna "[tiab]
#2	Search " skin cancer "[tiab] OR "skin cancers"[tiab]
#1	Search melanoma* [tiab]

Appendix B. Methods

Counseling to prevent skin cancer: search to identify existing systematic reviews

The search for existing synthesized literature and guidelines for literature published from 2011 through 2015 from: the Agency for Healthcare Research and Quality, Canadian Agency for Drugs and Technologies in Health, CDC Community Guide, Cochrane Database of Systematic Reviews, Database of Abstracts of Reviews of Effects, Health Technology Assessment, DynaMed, Institute for Clinical Systems Improvement, Institute of Medicine, PubMed, NHS Health Technology Assessment Programme and the National Institute for Health and Clinical Excellence.

Cochrane Database of Systematic Reviews Issue 12 of 12, December 2015

- #1 melanoma:ti,ab,kw
- #2 carcinoma:ti,ab,kw
- #3 "skin cancer":ti,ab,kw
- #4 (sunscreen* or sunlamp* or sunbed*):ti,ab,kw
- #5 ("sun exposure" or "sun protection" or "sun protective"):ti,ab,kw
- #6 (#1 or #2 or #3 or #4 or #5) Publication Year from 2011 to 2015, in Cochrane Reviews (Reviews and Protocols)

Database of Abstracts of Reviews of Effects

((melanoma OR skin cancer OR (carcinoma AND skin) OR sunscreen* or sunlamp* or sunbed* or tanning OR sun exposure or sun protection or sun protective)) IN DARE FROM 2011 TO 2015

Health Technology Assessment (CRD HTA)

(melanoma OR skin cancer OR (carcinoma AND skin) OR sunscreen* or sunlamp* or sunbed* or tanning OR sun exposure or sun protection or sun protective) IN HTA FROM 2011 TO 2015

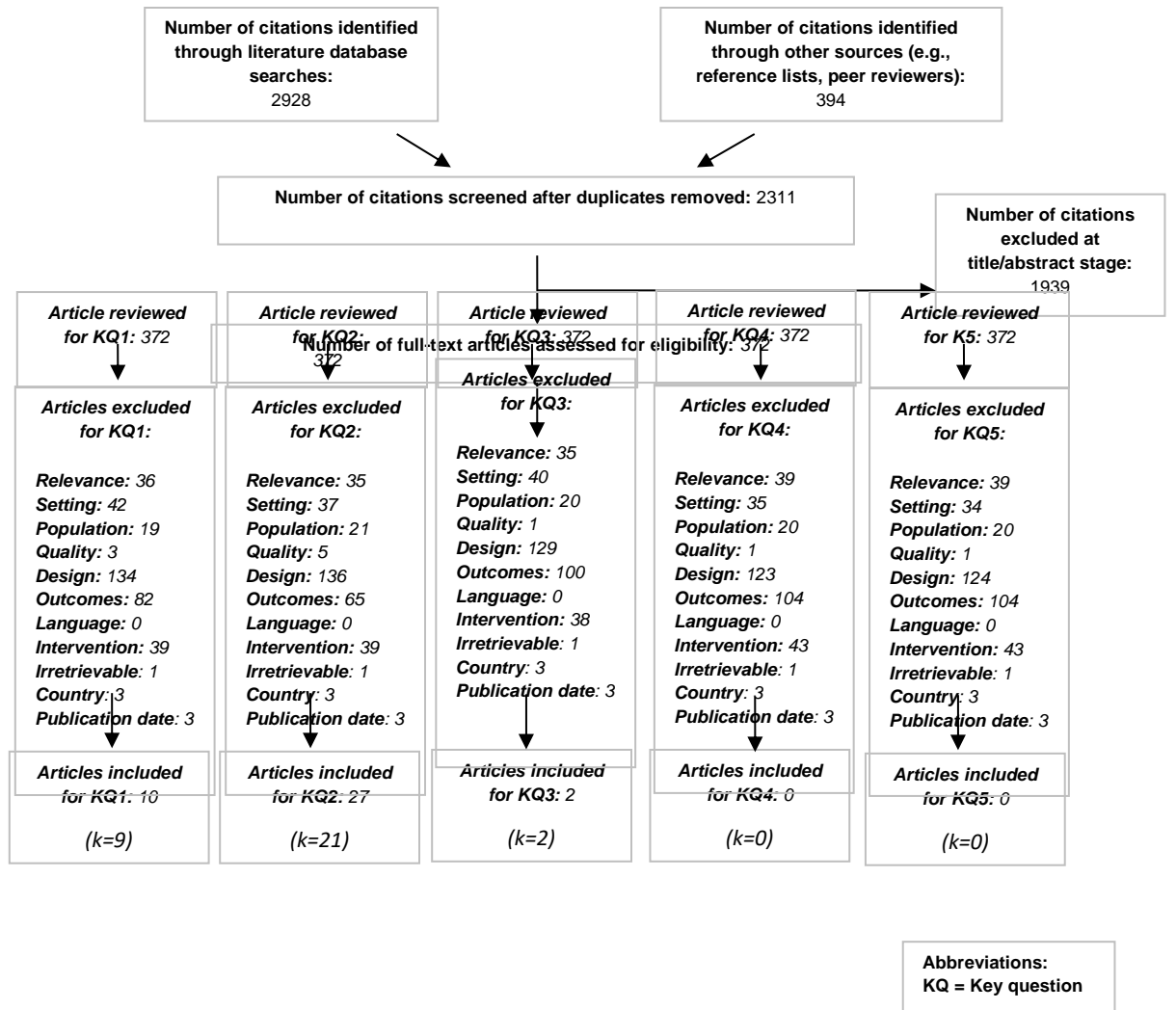
PubMed search strategy

Search	Query
#13	Search (((#12) AND systematic[sb]) AND English[Language]) AND ("2011"[Date - Publication] : "3000"[Date - Publication])
#12	Search (#1 OR #2 OR #3 OR #4 OR #5 OR #6 OR #7 OR #8 OR #9 OR #10 OR #11)
#11	Search ("skin cancer"[tiab] OR melanoma[tiab]) AND (inprocess[sb] OR pubmednotmedline[sb] OR publisher[sb])
#10	Search "Sunburn"[Mesh]
#9	Search ("Sunlight/adverse effects"[Mesh:NoExp] OR "Ultraviolet Rays/adverse effects"[Mesh])
#8	Search ("sun protection"[tiab] OR "sun protective"[tiab])
#7	Search (tanning[tiab] OR sunbed*[tiab] OR sunlamp*[tiab])
#6	Search ("Sunscreening Agents"[Mesh] OR sunscreen*[tiab])
#5	Search ("Carcinoma, Squamous Cell/epidemiology"[Mesh:noexp] OR "Carcinoma, Squamous Cell/etiology"[Mesh:noexp] OR "Carcinoma, Squamous Cell/genetics"[Mesh:noexp] OR "Carcinoma, Squamous Cell/prevention and control"[Mesh:noexp] OR "Neoplasms, Squamous Cell/epidemiology"[Mesh:noexp] OR "Neoplasms, Squamous Cell/etiology"[Mesh:noexp] OR "Neoplasms, Squamous Cell/genetics"[Mesh:noexp] OR "Neoplasms, Squamous Cell/prevention and control"[Mesh:noexp]) AND (skin[tiab] OR cutaneous[tiab] OR "skin neoplasms"[mesh:noexp])
#4	Search ("Neoplasms, Basal Cell/epidemiology"[Mesh:NoExp] OR "Neoplasms, Basal Cell/etiology"[Mesh:NoExp] OR "Neoplasms, Basal Cell/genetics"[Mesh:NoExp] OR "Neoplasms, Basal Cell/prevention and control"[Mesh:NoExp])

Appendix B. Methods

Search	Query
#3	Search ("Carcinoma, Basal Cell/epidemiology"[Mesh:NoExp] OR "Carcinoma, Basal Cell/etiology"[Mesh:NoExp] OR "Carcinoma, Basal Cell/genetics"[Mesh:NoExp] OR "Carcinoma, Basal Cell/prevention and control"[Mesh:NoExp])
#2	Search ("Melanoma/epidemiology"[Mesh:NoExp] OR "Melanoma/etiology"[Mesh:NoExp] OR "Melanoma/genetics"[Mesh:NoExp] OR "Melanoma/prevention and control"[Mesh:NoExp])
#1	Search ("Skin Neoplasms/epidemiology"[Mesh:NoExp] OR "Skin Neoplasms/etiology"[Mesh:NoExp] OR "Skin Neoplasms/genetics"[Mesh:NoExp] OR "Skin Neoplasms/prevention and control"[Mesh:NoExp])

Appendix B Figure 1. Literature Flow Diagram



Appendix B Table 1. Inclusion and Exclusion Criteria

	Include	Exclude
Population	<ul style="list-style-type: none"> • Persons of any age • Parents/caregivers of children • Children of melanoma survivors 	Persons with prior history of skin cancer or who are otherwise under surveillance for skin cancer because of known increased risk (more than 25%)
Setting	<ul style="list-style-type: none"> • Any setting linked with primary care health care delivery (e.g., home, clinic) • Studies conducted in countries categorized as “Very High” on the Human Development Index (as defined by the United Nations Development Programme) 	Settings not affiliated with primary care, such as community, worksite, child care, school, or recreational/tourism settings
Intervention	<ul style="list-style-type: none"> • Stand-alone or multicomponent/multidimensional interventions aimed at improving sun protection behaviors or teaching skin self-examination • Intervention must be initiated in, conducted in, or referable from primary care • Interventions may include, but are not limited to: individual or group counseling, peer counseling, home visits, structured education, technology- or computer-based support, and distribution of written materials • Interventions may be conducted by, but are not limited to: nurses/nurse practitioners, lay health workers, and physicians • Health care system interventions (e.g., staff training) 	<ul style="list-style-type: none"> • Interventions not referable from primary care (occupational, recreational/tourism, policy-level interventions) • Mass media campaigns • Community interventions not affiliated with primary care • Multicomponent interventions for which the effects of the primary care–relevant counseling component cannot be isolated
Comparison	Usual care, no intervention, waitlist, or minimal intervention	Another skin cancer counseling intervention
Outcomes	<p>KQs 1, 4: Skin cancer outcomes: melanoma, basal cell, or squamous cell carcinoma incidence, morbidity, or mortality; intermediate outcomes: sunburn, nevi, and actinic keratosis</p> <p>KQ 2: Behavioral outcomes: sunscreen use; time spent in the sun; shade seeking; avoiding midday sun; avoiding indoor tanning; use of protective clothing, hats, or sunglasses; composite measures of sun protection behavior; skin self-examination behavior</p> <p>KQ 3: Any harm of behavioral counseling interventions, such as anxiety, increased time spent in the sun, reduced physical activity, or vitamin D deficiency</p> <p>KQ 5: Any harm of skin self-examination, including overdiagnosis and cosmetic or psychosocial harms</p>	<p>All KQs: Skin cancer metastasis or progression</p> <p>KQs 1, 2, 4: Outcomes with less than 3 months of followup after baseline assessment</p>
Study design	<p>KQs 1, 2: Randomized and controlled clinical trials</p> <p>KQs 3–5: Randomized and controlled clinical trials; prospective cohort studies</p>	Case-control studies, cross-sectional designs, case series, case reports, narrative reviews, commentaries, editorials, and theses; qualitative studies; ecologic studies
Language	English	
Timing	2009 to present*	
Quality	Fair or good (according to design-specific USPSTF criteria)	Poor (according to design-specific USPSTF criteria)

* The USPSTF will continue to consider and use evidence that was included in its prior systematic reviews. For skin self-examination, the search period will begin with August 2005, the search date of the last USPSTF review on this topic.

Appendix B Table 2. Quality Assessment Criteria

Study Design	Quality criteria
Randomized controlled trials USPSTF methods ²	<ul style="list-style-type: none"> • Valid random assignment? • Was allocation concealed? • Was eligibility criteria specified? • Were groups similar at baseline? • Were measurements equal, valid, and reliable? • Was there intervention fidelity? • Was there adequate adherence to the intervention? • Were outcome assessors blinded? • Was there acceptable followup? • Were the statistical methods acceptable? • Was the handling of missing data appropriate? • Was there evidence of selective reporting of outcomes? • Was the device calibration and/or maintenance reported?
Observational studies (e.g., prospective cohort studies), adapted from the Newcastle-Ottawa Scale (NOS) ³	<ul style="list-style-type: none"> • Was the cohort systematically selected to avoid bias? • Was eligibility criteria specified? • Were groups similar at baseline? • Was the outcome of interest not present at baseline? • Were measurements equal, valid, and reliable? • Were outcome assessors blinded? • Was there acceptable followup? • Were the statistical methods acceptable? • Was the handling of missing data appropriate?

Abbreviations: USPSTF = U.S. Preventive Services Task Force

References

1. United Nations Development Programme. Human Development Index: 2015 Rankings. United Nations Development Programme [2015]. <http://hdr.undp.org/en/2015-report>.
2. United States Preventive Services Task Force. US Preventive Services Task Force Procedure Manual. 2015.
3. Wells G, Shea B, O’connell D, et al. The Newcastle-Ottawa Scale (NOS) for assessing the quality of nonrandomised studies in meta-analyses. 2000.

Appendix C. Ongoing Studies

On December 14, 2016 we searched clinicaltrials.gov and WHO International Clinical Trials Registry platform for trials of behavioral counseling for sun protection and skin self-exam. We identified several relevant ongoing studies.

Study	Country	Population	Interventions	Relevant Outcomes	Anticipated Completion
A Randomized Controlled Trial of an Online Theory-based Intervention to Improve Adult Australians' Sun-protective Behaviours ²¹	Australia	Queensland residents aged 18 years and older	Online counseling lesson	Sun-protective behaviors	Currently recruiting
An Appearance-Based Intervention to Reduce Teen Skin Cancer Risk ²	USA	13 to 18 year-old females who have indoor tanned or have intention to indoor tan	Appearance-focused website intervention vs. control website	Indoor tanning behavior	Last updated on ClinicalTrials.gov in 2012; estimated final date of data collection May 2014
Melanoma prevention in Australian primary care patients ³	Australia	Adults with no history of melanoma (n = 273)	Risk assessment with tailored feedback vs. risk assessment and no tailored feedback	Sun protection behaviors 12 weeks after intervention	NR
Sun Protection, Tanning Behaviors and Attitudes in Adolescents ⁴	USA	Children and adolescents 12 to 14 years old (n = 293)	UV photography	Sun protection behaviors, indoor tanning 12 weeks after intervention	2018
Comparison of Two Strategies for Counseling Skin Examination and Sun Protection in First-degree Relatives of Patients With Melanoma (FADEMELA) ⁵	France	First degree relatives to patient with personal history of Stage 0 through IIB melanoma (estimated enrollment n = 1125)	Written advice from patient's PCP to FDRs of melanoma patients about sun protection	Sun protection behaviors one year after intervention	2018
The effect of personal ultraviolet radiation (UVR) devices and the SunSmart phone application on sun protection habits in the adult population in Queensland ⁶	Australia	Adults 18 to 35 with no history of skin cancer (n = 201)	UVR with and without Smart Phone Application (SunSmart)	Sun protection behaviors 12 weeks after intervention initiation	Data collection completed May 2016
Engaging Moms on Teen Indoor Tanning Through Social Media: Protocol of a Randomized Controlled Trial ⁷	USA	Mother-teen daughter dyads	Facebook-delivered health communication intervention	Indoor tanning 6 months after intervention	2019
Educational programmes for primary prevention of skin cancer ⁸ (Cochrane review)	Multiple countries	Children and adults excluding high-risk groups for the development of skin cancer (e.g. transplant	Studies that compare an educational program with the aim of preventing skin cancer with a placebo or no intervention.	The incidence of skin cancer following an educational program.	NR

Appendix C. Ongoing Studies

Study	Country	Population	Interventions	Relevant Outcomes	Anticipated Completion
		patients) or those with a history of skin cancer.			

References

1. Cleary CM, White KM, Young RM, et al. Study protocol: a randomised controlled trial of a theory-based online intervention to improve sun safety among Australian adults. *BMC Cancer*. 2014;14:162-. PMID: PMC3973973.
2. East Tennessee State University. An Appearance-Based Intervention to Reduce Teen Skin Cancer Risk (iSTART). Bethesda (MD): National Library of Medicine (US) [2016 Jan 06]. <https://clinicaltrials.gov/ct2/show/NCT01508013> NLM identifier: NCT01508013.
3. Vuong K. Melanoma prevention in Australian primary care patients International Clinical Trials Registry Platform]. <http://apps.who.int/trialsearch/Trial2.aspx?TrialID=ACTRN12615001019594>.
4. Tripp M. Ultraviolet (UV) Photography in Adolescents. *ClinicalTrials.gov*]. <https://clinicaltrials.gov/ct2/show/record/NCT02426853?term=sun+protection&rank=10>.
5. Machet L. Comparison of Two Strategies for Counseling Skin Examination and Sun Protection in First-degree Relatives of Patients With Melanoma (FADEMELA) *ClinicalTrials.gov*]. <https://clinicaltrials.gov/ct2/show/NCT02917473?term=counseling+for+skin+cancer&rank=58>.
6. Lowe J. The effect of personal ultraviolet radiation (UVR) devices and the SunSmart phone application on sun protection habits. Australian New Zealand Clinical Trials Registry 2016]. <https://www.anzctr.org.au/Trial/Registration/TrialReview.aspx?id=368458>.
7. Pagoto SL, Baker K, Griffith J, et al. Engaging Moms on Teen Indoor Tanning Through Social Media: Protocol of a Randomized Controlled Trial. *JMIR Res Protoc*. 2016;5(4):e228. PMID: 27899339.
8. Langbecker D, Diaz A, Chan RJ, et al. Educational programmes for primary prevention of skin cancer. *Cochrane Database of Systematic Reviews* [serial on the Internet]. 2014; (4): Available from: <http://onlinelibrary.wiley.com/doi/10.1002/14651858.CD011061/abstract>.

Appendix D. Excluded Studies

Exclusion Codes
E1. Not relevant
E2. Not English
E3. Not original research
E4. Publication date (2009-present for KQ1-3; 2005-present for KQ4-5)
E5. Ineligible COUNTRY
E6. Ineligible SETTING E6a. Recreational/tourism E6b. Not primary care referable E6c. Occupational E6d. Childcare/school E6e. Other ineligible setting (community, etc.)
E7. Ineligible POPULATION E7a. Melanoma patients E7b. NMSC patients E7c. Other patients under skin cancer surveillance because of known increased risks
E8. Ineligible OUTCOMES E8a. Skin cancer metastasis or progression E8b. For KQs 1, 2, 4: Outcomes assessed <3 months after baseline assessment E8c. Protocol only/results-not-yet-reported E8d. Other ineligible outcomes
E9. Ineligible INTERVENTION E9a. Mass media campaign E9b. Community interventions not affiliated with primary care E9c. Can't assess impact of primary care-referable component
E10. Ineligible STUDY DESIGN E10a. No comparison group E10b. Comparison group is another skin cancer counseling intervention E10c. Other ineligible design
E11. Irretrievable
E12. Poor QUALITY

- SunSmart UV Alert. 2009;:. PMID: .
KQ1E3, KQ2E3, KQ3E3, KQ4E3, KQ5E3.
- Behavioral counseling to prevent skin cancer: recommendation statement. Am Fam Physician. 2012;868:3-Jan. PMID: 23062167. **KQ1E3, KQ2E3, KQ3E3, KQ4E3, KQ5E3.**
- IARC monographs on the evaluation of carcinogenic risks to humans. Solar and ultraviolet radiation. IARC Monogr Eval Carcinog Risks Hum. 1992;55:1-316. PMID: 1345607. **KQ1E10, KQ2E10, KQ3E10, KQ4E10, KQ5E10.**
- Aarestrup C, Bonnesen CT, Thygesen LC et al. The effect of a school-based intervention on sunbed use in Danish pupils at continuation schools: a cluster-randomized controlled trial. Journal of Adolescent Health. 2014;542:214-20. PMID: 24119418. **KQ1E6d, KQ2E6d, KQ3E6d, KQ4E8, KQ5E8.**
- Agbai ON, Buster K, Sanchez M et al. Skin cancer and photoprotection in people of color: a review and recommendations for physicians and the public. J Am Acad Dermatol. 2014;704:748-62. PMID: 24485530. **KQ1E10, KQ2E10, KQ3E10, KQ4E10, KQ5E10.**
- Aitken JF, Elwood JM, Lowe JB et al. A randomised trial of population screening for melanoma. J Med Screen. 2002;91:33-7. PMID: 11943795. **KQ1E8, KQ2E8, KQ3E8, KQ4E6e, KQ5E8c.**
- Aitken JF, Youl PH, Janda M et al. Increase in skin cancer screening during a community-based randomized intervention trial. International Journal of Cancer. 2006;1184:1010-6. PMID: 16152577. **KQ1E9c, KQ2E9c, KQ3E9c, KQ4E9c, KQ5E9c.**
- Alberta Provincial Cutaneous Tumour Team Prevention of Skin Cancer: Clinical Practice Guideline CU-014. . 2013;:. PMID: . **KQ1E10, KQ2E10, KQ3E10, KQ4E10, KQ5E10.**
- Alexander M, Mellor JD, McArthur G et al. "Ipilimumab in pretreated patients with unresectable or metastatic cutaneous, uveal and mucosal melanoma". Med J Aust.

Appendix D. Excluded Studies

- 2014;2011:49-53. PMID: 24999899. **KQ1E8, KQ2E8, KQ3E8, KQ4E8, KQ5E8.**
10. American Academy of Dermatology Ad Hoc Task Force for the ABCDEs of Melanoma, Tsao H, Olazagasti JM, Cordoro KM et al. Early detection of melanoma: reviewing the ABCDEs. *Journal of the American Academy of Dermatology*. 2015;724:717-23. PMID: 25698455. **KQ1E10, KQ2E10, KQ3E10, KQ4E10, KQ5E10.**
 11. American Academy of Family Physicians Summary of Recommendations for Clinical Preventive Services. . 2015;:. PMID: . **KQ1E3, KQ2E3, KQ3E3, KQ4E3, KQ5E3.**
 12. American Cancer Society Cancer Prevention & Early Detection Facts & Figures 2015-2016. . 2015;:. PMID: . **KQ1E10, KQ2E10, KQ3E10, KQ4E10, KQ5E10.**
 13. Andreeva VA, Cockburn MG, Yaroch AL et al. Preliminary evidence for mediation of the association between acculturation and sun-safe behaviors. *Arch Dermatol*. 2011;1477:814-9. PMID: 21768480. **KQ1E9, KQ2E9, KQ3E9, KQ4E9, KQ5E9.**
 14. Aneja S, Brimhall AK, Aneja S et al. Computerized interactive educational tools used to improve use of sun-protective clothing and sunscreen: a randomized controlled study. *Arch Dermatol*. 2012;14811:1325-7. PMID: 23165847. **KQ1E8d, KQ2E12, KQ3E8, KQ4E8, KQ5E8.**
 15. Aneja S, Brimhall AK, Kast DR et al. Improvement in Patient Performance of Skin Self-examinations After Intervention With Interactive Education and Telecommunication Reminders: A Randomized Controlled Study. *Archives of Dermatology*. 2012;14811:1266-72. PMID: 22911048. **KQ1E8, KQ2E12, KQ3E8, KQ4E8, KQ5E8.**
 16. Anonymous "Summaries for patients. Screening for skin cancer: U.S. Preventive Services Task Force recommendation.[Original report in *Ann Intern Med*. 2009 Feb 3;150(3):194-8; PMID: 19189909], [Original report in *Ann Intern Med*. 2009 Feb 3;150(3):188-93; PMID: 191899. *Annals of Internal Medicine*. 2009;1503:140. PMID: 19189902. **KQ1E3, KQ2E3, KQ3E3, KQ4E3, KQ5E3.**
 17. Armstrong AW, Idriss NZ, Kim RH. "Effects of video-based, online education on behavioral and knowledge outcomes in sunscreen use: a randomized controlled trial". *Patient Education & Counseling*. 2011;832:273-7. PMID: 20570081. **KQ1E8, KQ2E10a, KQ3E8, KQ4E8, KQ5E8.**
 18. Armstrong AW, Watson AJ, Makredes M et al. "Text-message reminders to improve sunscreen use: a randomized, controlled trial using electronic monitoring". *Archives of Dermatology*. 2009;14511:1230-6. PMID: 19917951. **KQ1E8b, KQ2E8b, KQ3E8d, KQ4E8b, KQ5E8d.**
 19. Arnold MR, DeJong W. Skin self-examination practices in a convenience sample of U.S. university students. *Preventive Medicine*. 2005;403:268-73. PMID: 15533538. **KQ1E1, KQ2E1, KQ3E1, KQ4E8, KQ5E8.**
 20. Arundel P, Ahmed SF, Allgrove J et al. British Paediatric and Adolescent Bone Group's position statement on vitamin D deficiency. *BMJ*. 2012;345:e8182. PMID: 23208261. **KQ1E10, KQ2E10, KQ3E10, KQ4E10, KQ5E10.**
 21. Ashrafioun L, Bonar EE. Development of a brief scale to assess frequency of symptoms and problems associated with tanning. *Journal of the American Academy of Dermatology*. 2014;703:588-9. PMID: 24528910. **KQ1E10, KQ2E10, KQ3E10, KQ4E10, KQ5E10.**
 22. Auster J, Hurst C, Neale RE et al. Determinants of uptake of whole-body skin self-examination in older men. *Behavioral Medicine*. 2013;392:36-43. PMID: 23668910. **KQ1E10, KQ2E10, KQ3E10, KQ4E10, KQ5E10.**
 23. Austoker J, Bankhead C, Forbes LJ et al. Interventions to promote cancer awareness and early presentation: systematic review. *British Journal of Cancer*. 2009;0:S31-9. PMID: 19956160. **KQ1E1, KQ2E1, KQ3E1, KQ4E1, KQ5E1.**
 24. Autier P, Boniol M, Dore JF. Sunscreen use and increased duration of intentional sun exposure: still a burning issue. *Int J Cancer*. 2007;1211:5-Jan. PMID: 17415716. **KQ1E10, KQ2E10, KQ3E10, KQ4E10, KQ5E10.**
 25. Autier P, Dore JF, Negrier S et al. "Sunscreen use and duration of sun exposure: a double-blind, randomized trial". *J Natl Cancer Inst*. 1999;9115:1304-9. PMID:

Appendix D. Excluded Studies

10433619. **KQ1E9, KQ2E9, KQ3E9, KQ4E9, KQ5E9.**
26. Autier P, Dore JF, Reis AC et al. Sunscreen use and intentional exposure to ultraviolet A and B radiation: a double blind randomized trial using personal dosimeters. *Br J Cancer*. 2000;839:1243-8. PMID: 11027441. **KQ1E9, KQ2E9, KQ3E9, KQ4E9, KQ5E9.**
27. Autier P. Sunscreen abuse for intentional sun exposure. *Br J Dermatol*. 2009;0:40-5. PMID: 19775356. **KQ1E10, KQ2E10, KQ3E10, KQ4E10, KQ5E10.**
28. Badertscher N, Meier M, Rosemann T et al. The role of skin self-examination at the Swiss skin cancer day. *BMC Health Services Research*. 2014;14:581. PMID: 25408258. **KQ1E6e, KQ2E6e, KQ3E6e, KQ4E6e, KQ5E6e.**
29. Baker MK, Hillhouse JJ, Liu X. The effect of initial indoor tanning with mother on current tanning patterns. *Archives of Dermatology*. 2010;14612:1427-8. PMID: 21173329. **KQ1E10, KQ2E10, KQ3E8, KQ4E8, KQ5E8.**
30. Balk SJ, O'Connor KG, Saraiya M. Counseling parents and children on sun protection: a national survey of pediatricians. *Pediatrics*. 2004;1144:1056-64. PMID: 15466105. **KQ1E10, KQ2E10, KQ3E10, KQ4E10, KQ5E10.**
31. Balyaci OE, Kostu N, Temel AB. Training program to raise consciousness among adolescents for protection against skin cancer through performance of skin self examination. *Asian Pacific Journal of Cancer Prevention: Apjcp*. 2012;1310:5011-7. PMID: 23244101. **KQ1E5, KQ2E5, KQ3E5, KQ4E5, KQ5E5.**
32. Bandi P, Cokkinides VE, Weinstock MA et al. "Physician sun protection counseling: prevalence, correlates, and association with sun protection practices among US adolescents and their parents, 2004". *Prev Med*. 2010;512:172-7. PMID: 20478331. **KQ1E10, KQ2E10, KQ3E8, KQ4E8, KQ5E8.**
33. Bandi P, Cokkinides VE, Weinstock MA et al. "Sunburns, sun protection and indoor tanning behaviors, and attitudes regarding sun protection benefits and tan appeal among parents of U.S. adolescents-1998 compared to 2004". *Pediatric Dermatology*. 2010;271:18-Sep. PMID: 20199403. **KQ1E10, KQ2E10, KQ3E8, KQ4E8, KQ5E8.**
34. Barton MK. Skin self-examination for concerning pigmented lesions appears to be consistent with dermatologist examination. *CA: a Cancer Journal for Clinicians*. 2015;656:423-4. PMID: 26352483. **KQ1E3, KQ2E3, KQ3E3, KQ4E3, KQ5E3.**
35. Barton MK. Sunscreen use in adults is beneficial in preventing melanoma. *CA: a Cancer Journal for Clinicians*. 2011;613:137-8. PMID: 21532097. **KQ1E3, KQ2E3, KQ3E3, KQ4E3, KQ5E3.**
36. Bataille V, Boniol M, De Vries E et al. A multicentre epidemiological study on sunbed use and cutaneous melanoma in Europe. *Eur J Cancer*. 2005;4114:2141-9. PMID: 16125927. **KQ1E10, KQ2E10, KQ3E10, KQ4E10, KQ5E10.**
37. Battie C, Gohara M, Verschoore M et al. "Skin cancer in skin of color: an update on current facts, trends, and misconceptions". *J Drugs Dermatol*. 2013;122:194-8. PMID: 23377393. **KQ1E10, KQ2E10, KQ3E10, KQ4E10, KQ5E10.**
38. Bauer A, Diepgen TL, Schmitt J. Is occupational solar ultraviolet irradiation a relevant risk factor for basal cell carcinoma? A systematic review and meta-analysis of the epidemiological literature. *Br J Dermatol*. 2011;1653:612-25. PMID: 21605109. **KQ1E1, KQ2E1, KQ3E1, KQ4E1, KQ5E1.**
39. Bauer J, Buttner P, Wiecker TS et al. "Interventional study in 1,232 young German children to prevent the development of melanocytic nevi failed to change sun exposure and sun protective behavior". *Int J Cancer*. 2005;1165:755-61. PMID: 15849749. **KQ1E6d, KQ2E6d, KQ3E6d, KQ4E6d, KQ5E6d.**
40. Bentzen J, Krarup AF, Castberg IM et al. Determinants of sunbed use in a population of Danish adolescents. *European Journal of Cancer Prevention*. 2013;222:126-30. PMID: 22895295. **KQ1E10, KQ2E10, KQ3E10, KQ4E10, KQ5E10.**
41. Bergstrom KG. "News, views, and reviews. Carrots before sticks: appealing to vanity promotes sun protection". *Journal of Drugs in Dermatology: JDD*. 2013;128:952-3. PMID: 23986171. **KQ1E3, KQ2E3, KQ3E3, KQ4E3, KQ5E3.**
42. Bertolin M, Cercatto MC, Requena C et al. "Awareness, Attitude, and Adherence to Preventive Measures in Patients at High Risk of Melanoma. A Cross-Sectional Study on 185 Patients". *Journal of Cancer Education*.

Appendix D. Excluded Studies

- 2015;303:552-66. PMID: 25510366. **KQ1E10, KQ2E10, KQ3E10, KQ4E10, KQ5E10.**
43. Berwick M, Armstrong BK, Ben-Porat L et al. Sun exposure and mortality from melanoma. *J Natl Cancer Inst.* 2005;973:195-9. PMID: 15687362. **KQ1E8, KQ2E8, KQ3E8, KQ4E9, KQ5E9.**
44. Berwick M, Begg CB, Fine JA et al. Screening for cutaneous melanoma by skin self-examination. *J Natl Cancer Inst.* 1996;881:17-23. PMID: 8847720. **KQ1E8, KQ2E8, KQ3E8, KQ4E9, KQ5E9.**
45. Berwick M. "The good, the bad, and the ugly of sunscreens". *Clin Pharmacol Ther.* 2011;891:31-3. PMID: 21170070. **KQ1E10, KQ2E10, KQ3E10, KQ4E10, KQ5E10.**
46. Bhave N, Reidy K, Randall Kinsella T, Brodsky AL, Robinson JK Caregivers' Response to Pediatric Clinicians Sun Protection Anticipatory Guidance: Sun Protective Swim Shirts for 2-6 year old Children. *J Community Med Health Educ.* 2014;4316:2161-0711.. PMID: . **KQ1E10, KQ2E10, KQ3E10, KQ4E10, KQ5E10.**
47. Biba E. Protection: the sunscreen pill. *Nature.* 2014;5157527:S124-5. PMID: 25407711. **KQ1E3, KQ2E3, KQ3E3, KQ4E3, KQ5E3.**
48. Blashill AJ, Safren SA. Skin cancer risk behaviors among US men: the role of sexual orientation. *Am J Public Health.* 2014;1049:1640-1. PMID: 25033138. **KQ1E10, KQ2E10, KQ3E10, KQ4E10, KQ5E10.**
49. Blashill AJ, Williams A, Grogan S et al. Negative appearance evaluation is associated with skin cancer risk behaviors among American men and women. *Health Psychol.* 2015;341:93-6. PMID: 25133823. **KQ1E10, KQ2E10, KQ3E10, KQ4E10, KQ5E10.**
50. Bodekaer Larsen M, Petersen B, Philipsen PA et al. Sun exposure and protection behavior of Danish farm children: parental influence on their children. *Photochemistry & Photobiology.* 2014;905:1193-8. PMID: 24749661. **KQ1E9, KQ2E9, KQ3E9, KQ4E9, KQ5E9.**
51. Boniol M, Autier P, Boyle P et al. Cutaneous melanoma attributable to sunbed use: systematic review and meta-analysis. *BMJ.* 2012;345:e4757. PMID: 22833605. **KQ1E10, KQ2E10, KQ3E10, KQ4E10, KQ5E10.**
52. Bowen D, Jabson J, Haddock N et al. Skin care behaviors among melanoma survivors. *Psycho-Oncology.* 2012;2112:1285-91. PMID: 21780240. **KQ1E7a, KQ2E7a, KQ3E7a, KQ4E7a, KQ5E7a.**
53. Bowen DJ, Burke W, Hay JL et al. Effects of web-based intervention on risk reduction behaviors in melanoma survivors. *Journal of Cancer Survivorship.* 2015;92:279-86. PMID: 25425205. **KQ1E7a, KQ2E7a, KQ3E7a, KQ4E7a, KQ5E7a.**
54. Boyle R, O'Hagan AH, Donnelly D et al. "Trends in reported sun bed use, sunburn, and sun care knowledge and attitudes in a U.K. region: results of a survey of the Northern Ireland population". *British Journal of Dermatology.* 2010;1636:1269-75. PMID: 20716213. **KQ1E10, KQ2E10, KQ3E9, KQ4E9, KQ5E9.**
55. Branstrom R, Hedblad MA, Krakau I et al. Laypersons' perceptual discrimination of pigmented skin lesions. *J Am Acad Dermatol.* 2002;465:667-73. PMID: 12004305. **KQ1E8, KQ2E8, KQ3E8, KQ4E9, KQ5E9.**
56. Breitbart EW, Choudhury K, Anders MP et al. Benefits and risks of skin cancer screening. *Oncol Res Treat.* 2014;0:38-47. PMID: 25195831. **KQ1E3, KQ2E3, KQ3E3, KQ4E3, KQ5E3.**
57. British Association of Dermatologists, Cancer Research UK, Diabetes UK, Multiple Sclerosis Society, National Heart Forum, National Osteoporosis Society, Primary Care Dermatology Society Consensus Vitamin D position statement. . 2010;:. PMID: . **KQ1E3, KQ2E3, KQ3E3, KQ4E3, KQ5E3.**
58. Buendia Eisman A, Arias Santiago S, Moreno-Gimenez JC et al. An Internet-based programme to promote adequate UV exposure behaviour in adolescents in Spain. *Journal of the European Academy of Dermatology & Venereology.* 2013;274:442-53. PMID: 22329864. **KQ1E6d, KQ2E6d, KQ3E6d, KQ4E6d, KQ5E6d.**
59. Buendia-Eisman A, Conejo-Mir J, Prieto L et al. "Buen Rayito Study: awareness, attitudes and behavior of teenagers to sunlight through a web based system in Spain". *European Journal of Dermatology.* 2013;234:505-9. PMID: 24001588. **KQ1E10, KQ2E10, KQ3E10, KQ4E10, KQ5E10.**
60. Buller DB, Andersen PA, Walkosz BJ et al. Enhancing industry-based dissemination of an occupational sun protection program with theory-based strategies employing personal contact. *American Journal of Health*

Appendix D. Excluded Studies

- Promotion. 2012;266:356-65. PMID: 22747318. **KQ1E6c, KQ2E6c, KQ3E6c, KQ4E6c, KQ5E6c.**
61. Buller DB, Berwick M, Lantz K et al. "Smartphone mobile application delivering personalized, real-time sun protection advice: a randomized clinical trial". JAMA Dermatology. 2015;1515:497-504. PMID: 25629710. **KQ1E7c, KQ2E7c, KQ3E7c, KQ4E7c, KQ5E7c.**
62. Buller DB, Berwick M, Lantz K et al. Evaluation of immediate and 12-week effects of a smartphone sun-safety mobile application: a randomized clinical trial. JAMA Dermatol. 2015;1515:505-12. PMID: 25629819. **KQ1E8b, KQ2E8b, KQ3E7b, KQ4E8b, KQ5E7b.**
63. Buller DB, Cokkinides V, Hall HI et al. "Prevalence of sunburn, sun protection, and indoor tanning behaviors among Americans: review from national surveys and case studies of 3 states". J Am Acad Dermatol. 2011;650:S114-23. PMID: 22018060. **KQ1E3, KQ2E3, KQ3E3, KQ4E3, KQ5E3.**
64. Buller Db, Berwick M, Lantz K, Buller Mk, Shane J, Kane I, Liu X Evaluation of immediate and 12-week effects of a smartphone sun-safety mobile application: a randomized clinical trial. JAMA dermatology. 2015;1515:505-12. PMID: 0. **KQ1E8b, KQ2E8b, KQ3E8b, KQ4E8b, KQ5E8b.**
65. Butler DP, Lloyd-Lavery A, Archer CM et al. Awareness of and attitudes towards skin-cancer prevention: a survey of patients in the UK presenting to their general practice. Clin Exp Dermatol. 2013;384:338-43. PMID: 23530554. **KQ1E10, KQ2E10, KQ3E10, KQ4E10, KQ5E10.**
66. Caini S, Boniol M, Botteri E et al. The risk of developing a second primary cancer in melanoma patients: a comprehensive review of the literature and meta-analysis. J Dermatol Sci. 2014;751:9-Mar. PMID: 24680127. **KQ1E1, KQ2E1, KQ3E1, KQ4E1, KQ5E1.**
67. Canadian Cancer Society Being Safe in the Sun. . 2015;201543098:. PMID: . **KQ1E3, KQ2E3, KQ3E3, KQ4E3, KQ5E3.**
68. Cariou C, Gonzales M, Krebill H. "Adapting and implementing an evidence-based sun-safety education program in rural Idaho, 2012". Prev Chronic Dis. 2014;11:E77. PMID: 24809363. **KQ1E6a, KQ2E6a, KQ3E6a, KQ4E6a, KQ5E6a.**
69. Carli P, De Giorgi V, Palli D et al. Dermatologist detection and skin self-examination are associated with thinner melanomas: results from a survey of the Italian Multidisciplinary Group on Melanoma. Arch Dermatol. 2003;1395:607-12. PMID: 12756097. **KQ1E8, KQ2E8, KQ3E8, KQ4E9, KQ5E9.**
70. Carrera C, Puig-Butille JA, Aguilera P et al. Impact of sunscreens on preventing UVR-induced effects in nevi: in vivo study comparing protection using a physical barrier vs sunscreen. JAMA Dermatology. 2013;1497:803-13. PMID: 23699984. **KQ1E10, KQ2E10, KQ3E10, KQ4E10, KQ5E10.**
71. CDC "Sunburn and sun protective behaviors among adults aged 18-29 years--United States, 2000-2010". MMWR Morb Mortal Wkly Rep. 2012;6118:317-22. PMID: 22572977. **KQ1E10, KQ2E10, KQ3E10, KQ4E10, KQ5E10.**
72. Chao LX. and Patterson SS. and Rademaker AW. and Liu D. and Kundu RV. Melanoma Perception in People of Color: A Targeted Educational Intervention. American Journal of Clinical Dermatology. 2016;29:29. PMID: . **KQ1E8b, KQ2E8b, KQ3E8b, KQ4E8b, KQ5E8b.**
73. Chesnut C, Kim J. Is there truly no benefit with sunscreen use and Basal cell carcinoma? A critical review of the literature and the application of new sunscreen labeling rules to real-world sunscreen practices. J Skin Cancer. 2012;2012:480985. PMID: 22649734. **KQ1E10, KQ2E10, KQ3E10, KQ4E10, KQ5E10.**
74. Chia A, Trevena L. A Systematic Review of Training to Improve Melanoma Diagnostic Skills in General Practitioners. J Cancer Educ. 2015;:. PMID: 26070535. **KQ1E1, KQ2E1, KQ3E1, KQ4E1, KQ5E1.**
75. Choi K, Lazovich D, Southwell B et al. Prevalence and characteristics of indoor tanning use among men and women in the United States. Archives of Dermatology. 2010;14612:1356-61. PMID: 21173319. **KQ1E10, KQ2E10, KQ3E10, KQ4E8, KQ5E8.**
76. Christensen K, Champion J, Wagner C "The effects of appearance-based and health-based interventions on sun protection attitudes, intentions, and behaviors of college students". Psycho-oncology. 2014;23:317. PMID: 0. **KQ1E11, KQ2E11, KQ3E11, KQ4E11, KQ5E11.**

Appendix D. Excluded Studies

77. Cleary Cm, White Km, Young Rm, Hawkes Al, Leske S, Starfelt Lc, Wihardjo K Study protocol: A randomised controlled trial of a theory-based online intervention to improve sun safety among Australian adults. *BMC cancer*. 2014;141:1. PMID: 0. **KQ1E8c, KQ2E8c, KQ3E8c, KQ4E8c, KQ5E8c.**
78. Clipp SL, Burke A, Hoffman-Bolton J et al. Sun-seeking behavior to increase cutaneous vitamin D synthesis: when prevention messages conflict. *Public Health Reports*. 2011;1264:533-9. PMID: 21800747. **KQ1E10, KQ2E10, KQ3E10, KQ4E10, KQ5E10.**
79. Cohen Liza, Brown Judith, Haukness Heather, Walsh Lori, Robinson June K Sun protection counseling by pediatricians has little effect on parent and child sun protection behavior. *The Journal of pediatrics*. 2013;1622:381-386. PMID: . **KQ1E10, KQ2E10, KQ3E10, KQ4E10, KQ5E10.**
80. Cokkinides VE, Bandi P, Weinstock MA et al. Use of sunless tanning products among US adolescents aged 11 to 18 years. *Archives of Dermatology*. 2010;1469:987-92. PMID: 20855697. **KQ1E10, KQ2E10, KQ3E10, KQ4E8, KQ5E8.**
81. Cooper Dp, Goldenberg Jl, Arndt J "Perceived efficacy, conscious fear of death and intentions to tan: not all fear appeals are created equal". *British journal of health psychology*. 2014;191:15-Jan. PMID: 0. **KQ1E6a, KQ2E6a, KQ3E6a, KQ4E6a, KQ5E6a.**
82. Coups EJ, Manne SL, Heckman CJ. Multiple skin cancer risk behaviors in the U.S. population. *Am J Prev Med*. 2008;342:87-93. PMID: 18201637. **KQ1E8, KQ2E8, KQ3E8, KQ4E8, KQ5E8.**
83. Coups EJ, Stapleton JL, Hudson SV et al. Skin cancer surveillance behaviors among US Hispanic adults. *Journal of the American Academy of Dermatology*. 2013;684:576-84. PMID: 23182066. **KQ1E10, KQ2E10, KQ3E10, KQ4E10, KQ5E10.**
84. Coups EJ, Stapleton JL, Hudson SV et al. Sun protection and exposure behaviors among Hispanic adults in the United States: differences according to acculturation and among Hispanic subgroups. *BMC Public Health*. 2012;12:985. PMID: 23153104. **KQ1E10, KQ2E10, KQ3E10, KQ4E10, KQ5E10.**
85. Craciun C, Schuz N, Lippke S et al. Facilitating sunscreen use in women by a theory-based online intervention: a randomized controlled trial. *Journal of Health Psychology*. 2012;172:207-16. PMID: 21752862. **KQ1E8, KQ2E8b, KQ3E8, KQ4E8, KQ5E8.**
86. Crump C, Sundquist K, Sieh W et al. Season of birth and other perinatal risk factors for melanoma. *International Journal of Epidemiology*. 2014;433:793-801. PMID: 24453238. **KQ1E9, KQ2E8, KQ3E8, KQ4E8, KQ5E8.**
87. Cust AE, Armstrong BK, Goumas C et al. Sunbed use during adolescence and early adulthood is associated with increased risk of early-onset melanoma. *Int J Cancer*. 2011;12810:2425-35. PMID: 20669232. **KQ1E10, KQ2E10, KQ3E10, KQ4E10, KQ5E10.**
88. Cust AE, Jenkins MA, Goumas C et al. Early-life sun exposure and risk of melanoma before age 40 years. *Cancer Causes Control*. 2011;226:885-97. PMID: 21472378. **KQ1E10, KQ2E10, KQ3E10, KQ4E10, KQ5E10.**
89. Day AK, Wilson CJ, Hutchinson AD et al. The role of skin cancer knowledge in sun-related behaviours: a systematic review. *J Health Psychol*. 2014;199:1143-62. PMID: 23682066. **KQ1E6, KQ2E6, KQ3E6, KQ4E6, KQ5E6.**
90. de Maleissye MF, Beauchet A, Saiag P et al. Sunscreen use and melanocytic nevi in children: a systematic review. *Pediatr Dermatol*. 2013;301:51-9. PMID: 22994908. **KQ1E1, KQ2E1, KQ3E1, KQ4E1, KQ5E1.**
91. de Waure C, Quaranta G, Gualano MR et al. Systematic review of studies investigating the association between dietary habits and cutaneous malignant melanoma. *Public Health*. 2015;1298:1099-113. PMID: 26212104. **KQ1E9, KQ2E9, KQ3E9, KQ4E9, KQ5E9.**
92. Del Rosso JQ, Thiboutot D, Gallo R et al. "Consensus recommendations from the American Acne & Rosacea Society on the management of rosacea, part 1: a status report on the disease state, general measures, and adjunctive skin care". *Cutis*. 2013;925:234-40. PMID: 24343208. **KQ1E1, KQ2E1, KQ3E1, KQ4E1, KQ5E1.**
93. Dennis LK, Beane Freeman LE, VanBeek MJ. Sunscreen use and the risk for melanoma: a quantitative review. *Ann Intern Med*. 2003;13912:966-78. PMID: 14678916.

Appendix D. Excluded Studies

- KQ1E9, KQ2E9, KQ3E9, KQ4E9, KQ5E9.**
94. Dennis LK, Lowe JB, Snetselaar LG. Tanning behavior among young frequent tanners is related to attitudes and not lack of knowledge about the dangers. *Health Educ J.* 2009;683:232-243. PMID: 22707763. **KQ1E1, KQ2E1, KQ3E1, KQ4E1, KQ5E1.**
95. Dennis LK, Lowe JB. Does artificial UV use prior to spring break protect students from sunburns during spring break?. "Photodermatology, Photoimmunology & Photomedicine". 2013;293:140-8. PMID: 23651274. **KQ1E10, KQ2E10, KQ3E10, KQ4E10, KQ5E10.**
96. Denzer N, Vogt T, Reichrath J. Vitamin D receptor (VDR) polymorphisms and skin cancer: A systematic review. *Dermatoendocrinol.* 2011;33:205-10. PMID: 22110781. **KQ1E1, KQ2E1, KQ3E1, KQ4E1, KQ5E1.**
97. Detert H, Hedlund S, Anderson CD et al. Validation of sun exposure and protection index (SEPI) for estimation of sun habits. *Cancer Epidemiol.* 2015;396:986-93. PMID: 26547793. **KQ1E10, KQ2E10, KQ3E10, KQ4E10, KQ5E10.**
98. Diao DY, Lee TK. Sun-protective behaviors in populations at high risk for skin cancer. *Psychol Res Behav Manag.* 2013;7:18-Sep. PMID: 24379732. **KQ1E3, KQ2E3, KQ3E3, KQ4E3, KQ5E3.**
99. Diehl K, Bock C, Breitbart EW et al. Building awareness of the health risks of sunbed use: identification of target groups for prevention. "Photodermatology, Photoimmunology & Photomedicine". 2013;296:291-9. PMID: 24580548. **KQ1E10, KQ2E10, KQ3E10, KQ4E10, KQ5E10.**
100. Dillard AJ, Hisler G. Enhancing the effects of a narrative message through experiential information processing: An experimental study. *Psychology & Health.* 2015;307:803-20. PMID: 25515848. **KQ1E8, KQ2E8, KQ3E8, KQ4E8, KQ5E8.**
101. Djaja N, Youl P, Aitken J et al. Evaluation of a skin self examination attitude scale using an item response theory model approach. *Health & Quality of Life Outcomes.* 2014;12:189. PMID: 25539671. **KQ1E8, KQ2E8, KQ3E8, KQ4E8, KQ5E8.**
102. Dobbins SJ, Jansen K, Dixon HG et al. Assessing population-wide behaviour change: concordance of 10-year trends in self-reported and observed sun protection. *Int J Public Health.* 2014;591:157-66. PMID: 23519893. **KQ1E10, KQ2E10, KQ3E10, KQ4E10, KQ5E10.**
103. Dudley DA, Winslade MJ, Wright BJ et al. Rationale and study protocol to evaluate the SunSmart policy intervention: a cluster randomised controlled trial of a primary school-based health promotion program. *BMC Public Health.* 2015;15:42. PMID: 25636822. **KQ1E6d, KQ2E6d, KQ3E6d, KQ4E6d, KQ5E6d, KQ6.**
104. Dupuy A, Dunant A, Grob JJ et al. Randomized controlled trial testing the impact of high-protection sunscreens on sun-exposure behavior. *Arch Dermatol.* 2005;1418:950-6. PMID: 16103322. **KQ1E6a, KQ2E6a, KQ3E6a, KQ4E6a, KQ5E6a.**
105. Dyson J, Cowdell F. Development and psychometric testing of the 'Motivation and Self-Efficacy in Early Detection of Skin Lesions' index. *Journal of Advanced Nursing.* 2014;7012:2952-63. PMID: 24805303. **KQ1E8, KQ2E8, KQ3E8, KQ4E8, KQ5E8.**
106. Elliott F, Suppa M, Chan M et al. Relationship between sunbed use and melanoma risk in a large case-control study in the United Kingdom. *Int J Cancer.* 2012;13012:3011-3. PMID: 21823115. **KQ1E10, KQ2E10, KQ3E10, KQ4E10, KQ5E10.**
107. Emmons KM, Geller AC, Puleo E et al. Skin cancer education and early detection at the beach: a randomized trial of dermatologist examination and biometric feedback. *Journal of the American Academy of Dermatology.* 2011;642:282-9. PMID: 21163550. **KQ1E6a, KQ2E6a, KQ3E8, KQ4E8, KQ5E8.**
108. Epstein DS, Lange JR, Gruber SB et al. Is physician detection associated with thinner melanomas?. *JAMA.* 1999;2817:640-3. PMID: 10029126. **KQ1E8, KQ2E8, KQ3E8, KQ4E9, KQ5E9.**
109. Everett Jones S, O'Malley Olsen E, Michael SL et al. Association of UV index and sunscreen use among White high school students in the United States. *J Sch Health.* 2013;8310:750-6. PMID: 24020690. **KQ1E10, KQ2E10, KQ3E10, KQ4E10, KQ5E10.**
110. Excellence National Institute for Health and Clinical "Skin cancer prevention: information, resources and environmental

Appendix D. Excluded Studies

- changes". . 2011;. PMID: . **KQ1E1, KQ2E1, KQ3E1, KQ4E1, KQ5E1.**
111. Falk M, Anderson C. Prevention of skin cancer in primary healthcare: an evaluation of three different prevention efforts and the applicability of a phototest. *European J Gen Pract.* 2008;14:. PMID: . **KQ1E12, KQ2E12, KQ3E8, KQ4E8, KQ5E8.**
112. Falk M. Differences in sun exposure habits between self-reported skin type and ultraviolet sensitivity measured by phototest. "Photodermatology, Photoimmunology & Photomedicine". 2011;274:190-5. PMID: 21729167. **KQ1E10, KQ2E10, KQ3E10, KQ4E10, KQ5E10.**
113. Famenini S, Young LC. Aspirin use and melanoma risk: a review of the literature. *J Am Acad Dermatol.* 2014;701:187-91. PMID: 24355265. **KQ1E9, KQ2E9, KQ3E9, KQ4E9, KQ5E9.**
114. Faurschou A, Beyer Dm, Schmedes A, Bogh Mk, Philipsen Pa, Wulf Hc The relation between sunscreen layer thickness and vitamin D production after ultraviolet B exposure: A randomized clinical trial. *British Journal of Dermatology.* 2012;1672:391-395. PMID: 0. **KQ1E1, KQ2E1, KQ3E1, KQ4E1, KQ5E1.**
115. Federman DG, Kirsner RS, Concato J. Sunscreen counseling by US physicians. *JAMA.* 2014;3121:87-8. PMID: 25058222. **KQ1E10, KQ2E10, KQ3E10, KQ4E10, KQ5E10.**
116. Feldman SR, Fleischer AB. Skin examinations and skin cancer prevention counseling by US physicians: a long way to go. *J Am Acad Dermatol.* 2000;43:. PMID: . **KQ1E4, KQ2E4, KQ3E4, KQ4E4, KQ5E4.**
117. Feldman SR, Fleischer AB Jr. Skin examinations and skin cancer prevention counseling by US physicians: a long way to go. *J Am Acad Dermatol.* 2000;430:234-7. PMID: 10906644. **KQ1E9, KQ2E9, KQ3E9, KQ4E9, KQ5E9.**
118. Finch L, Youl P, Marshall AL et al. User preferences for text message-delivered skin cancer prevention and early detection. *Journal of Telemedicine & Telecare.* 2015;214:227-34. PMID: 25697490. **KQ1E8, KQ2E8, KQ3E8, KQ4E8, KQ5E8.**
119. Forrest KY, Stuhldreher WL. Prevalence and correlates of vitamin D deficiency in US adults. *Nutr Res.* 2011;311:48-54. PMID: 21310306. **KQ1E1, KQ2E1, KQ3E1, KQ4E1, KQ5E1.**
120. Fortes C, Mastroeni S, Bonamigo R et al. Can ultraviolet radiation act as a survival enhancer for cutaneous melanoma?. *European Journal of Cancer Prevention.* 2016;251:34-40. PMID: 25646933. **KQ1E7a, KQ2E7a, KQ3E7a, KQ4E7a, KQ5E7a.**
121. Freijy T, Kothe EJ. Dissonance-based interventions for health behaviour change: a systematic review. *Br J Health Psychol.* 2013;182:310-37. PMID: 23480429. **KQ1E1, KQ2E1, KQ3E1, KQ4E1, KQ5E1.**
122. Gaber R, Mallett KA, Hultgren B et al. Enhanced fidelity of an educational intervention on skin self-examination through surveillance and standardization. *J Nurs Educ Pract.* 2014;42:253-258. PMID: 25414761. **KQ1E8, KQ2E8, KQ3E8, KQ4E8, KQ5E8.**
123. Gandini S, Gnagnarella P, Serrano D et al. Vitamin D receptor polymorphisms and cancer. *Adv Exp Med Biol.* 2014;810:69-105. PMID: 25207361. **KQ1E1, KQ2E1, KQ3E1, KQ4E1, KQ5E1.**
124. Gavin A, Boyle R, Donnelly D et al. "Trends in skin cancer knowledge, sun protection practices and behaviours in the Northern Ireland population". *European Journal of Public Health.* 2012;223:408-12. PMID: 22094579. **KQ1E10, KQ2E10, KQ3E10, KQ4E10, KQ5E10.**
125. Geller AC. Educational and screening campaigns to reduce deaths from melanoma. *Hematology - Oncology Clinics of North America.* 2009;233:"515-27, i. PMID: 19464600. **KQ1E3, KQ2E3, KQ3E3, KQ4E3, KQ5E3.**
126. Glanz K, Gies P, O'Riordan D et al. Validity of self-reported solar UVR exposure compared with objectively measured UVR exposure. *Cancer Epidemiol Biomarkers Prev.* 2010;19:. PMID: . **KQ1E10, KQ2E10, KQ3E10, KQ4E10, KQ5E10.**
127. Glanz K, Volpicelli K, Kanetsky PA et al. "Melanoma genetic testing, counseling, and adherence to skin cancer prevention and detection behaviors". "Cancer Epidemiology, Biomarkers & Prevention". 2013;224:607-14. PMID: 23392000. **KQ1E7a, KQ2E7a, KQ3E8, KQ4E8, KQ5E8.**
128. Glanz K, Yaroch AL, Dancel M et al. Measures of sun exposure and sun protection practices for behavioral and epidemiologic

Appendix D. Excluded Studies

- research. *Arch Dermatol.* 2008;1442:217-22. PMID: 18283179. **KQ1E1, KQ2E1, KQ3E1, KQ4E1, KQ5E1.**
129. Glanz K, Escoffery C, Elliott T, Nehl EJ. Randomized Trial of Two Dissemination Strategies for a Skin Cancer Prevention Program in Aquatic Settings. *American journal of public health.* 2015;1057:1415-23. PMID: 0. **KQ1E6a, KQ2E6a, KQ3E6a, KQ4E6a, KQ5E6a.**
130. Gold J, Aitken CK, Dixon HG et al. A randomised controlled trial using mobile advertising to promote safer sex and sun safety to young people. *Health Education Research.* 2011;265:782-94. PMID: 21447750. **KQ1E12, KQ2E12, KQ3E8, KQ4E10, KQ5E10.**
131. Gordon LG, Rowell D. Health system costs of skin cancer and cost-effectiveness of skin cancer prevention and screening: a systematic review. *Eur J Cancer Prev.* 2015;242:141-9. PMID: 25089375. **KQ1E8, KQ2E8, KQ3E8, KQ4E8, KQ5E8.**
132. Goulart JM, Quigley EA, Dusza S et al. Skin cancer education for primary care physicians: a systematic review of published evaluated interventions. *J Gen Intern Med.* 2011;269:1027-35. PMID: 21472502. **KQ1E7, KQ2E7, KQ3E7, KQ4E7, KQ5E7.**
133. Goulart JM, Quigley EA, Dusza S et al. Skin cancer education for primary care physicians: a systematic review of published evaluated interventions. *Journal of General Internal Medicine.* 2011;269:1027-35. PMID: 21472502. **KQ1E4, KQ2E4, KQ3E4, KQ4E4, KQ5E4.**
134. Grant WB. Increased risk of noncutaneous malignancy after diagnosis of nonmelanoma skin cancer may be due to sun avoidance. *Br J Dermatol.* 2016;:. PMID: . **KQ1E7, KQ2E7, KQ3E7, KQ4E7, KQ5E7.**
135. Green AC, Williams GM, Logan V et al. Reduced melanoma after regular sunscreen use: randomized trial follow-up. *J Clin Oncol.* 2011;293:257-63. PMID: 21135266. **KQ1E9, KQ2E9, KQ3E8, KQ4E8, KQ5E8.**
136. Gritz ER, Tripp MK, de Moor CA et al. Skin cancer prevention counseling and clinical practices of pediatricians. *Pediatr Dermatol.* 2003;201:16-24. PMID: 12558840. **KQ1E9, KQ2E9, KQ3E9, KQ4E9, KQ5E9.**
137. Grodstein F, Speizer FE, Hunter DJ. A prospective study of incident squamous cell carcinoma of the skin in the nurses' health study. *J Natl Cancer Inst.* 1995;8714:1061-6. PMID: 7616597. **KQ1E10, KQ2E10, KQ3E10, KQ4E8, KQ5E8.**
138. Guide to Community Preventive Services Cancer Prevention and Control: Skin Cancer Prevention. . 2014;:. PMID: . **KQ1E10, KQ2E10, KQ3E10, KQ4E10, KQ5E10.**
139. Guide to Community Preventive Services Preventing skin cancer: child care center-based interventions. . 2013;:. PMID: . **KQ1E10, KQ2E10, KQ3E10, KQ4E10, KQ5E10.**
140. Guide to Community Preventive Services Preventing skin cancer: interventions in outdoor recreational and tourism settings. . 2014;:. PMID: . **KQ1E10, KQ2E10, KQ3E10, KQ4E10, KQ5E10.**
141. Guide to Community Preventive Services Preventing skin cancer: primary and middle school interventions. . 2012;:. PMID: . **KQ1E10, KQ2E10, KQ3E10, KQ4E10, KQ5E10.**
142. Guy GPJr, Thomas CC et al. "Vital signs: melanoma incidence and mortality trends and projections - United States, 1982-2030". *MMWR Morb Mortal Wkly Rep.* 2015;6421:591-6. PMID: 26042651. **KQ1E10, KQ2E10, KQ3E10, KQ4E10, KQ5E10.**
143. Hamidi R, Cockburn MG, Peng DH. Prevalence and predictors of skin self-examination: prospects for melanoma prevention and early detection. *International Journal of Dermatology.* 2008;4710:993-1003. PMID: 18986343. **KQ1E8, KQ2E9, KQ3E8, KQ4E8, KQ5E8.**
144. Hamidi R, Peng D, Cockburn M. Efficacy of skin self-examination for the early detection of melanoma. *International Journal of Dermatology.* 2010;492:126-34. PMID: 20465635. **KQ1E10, KQ2E10, KQ3E10, KQ4E10, KQ5E10.**
145. Han J, Colditz GA, Hunter DJ. Risk factors for skin cancers: a nested case-control study within the Nurses' Health Study. *Int J Epidemiol.* 2006;356:1514-21. PMID: 16943234. **KQ1E10, KQ2E10, KQ3E10, KQ4E10, KQ5E10.**
146. Hawkes AL, Hamilton K, White KM et al. A randomised controlled trial of a theory-based intervention to improve sun protective behaviour in adolescents ('you can still be HOT in the shade'): study protocol. *BMC Cancer.* 2012;12:1. PMID: 22212211. **KQ1E9, KQ2E9, KQ3E9, KQ4E9, KQ5E9.**

Appendix D. Excluded Studies

147. Haylett AK, Chiang YZ, Nie Z et al. Sunscreen photopatch testing: a series of 157 children. *British Journal of Dermatology*. 2014;1712:370-5. PMID: 24673302. **KQ1E8, KQ2E8, KQ3E8, KQ4E8, KQ5E8.**
148. Heckman C, Darlow S, Munshi T et al. Development of an Internet Intervention to Address Behaviors Associated with Skin Cancer Risk among Young Adults. *Internet Interv*. 2015;23:340-350. PMID: 26640776. **KQ1E8, KQ2E8, KQ3E8, KQ4E8, KQ5E8.**
149. Heckman CJ, Darlow S, Manne SL et al. Correspondence and correlates of couples' skin cancer screening. *JAMA Dermatology*. 2013;1497:825-30. PMID: 23864084. **KQ1E10, KQ2E10, KQ3E10, KQ4E10, KQ5E10.**
150. Heckman CJ, Zhu F, Manne SL et al. Process and outcomes of a skin protection intervention for young adults. *Journal of Health Psychology*. 2013;184:561-73. PMID: 22843632. **KQ1E8, KQ2E8, KQ3E8, KQ4E8, KQ5E8.**
151. Heckman CJ. Enhancing skin cancer screening through behavioral intervention. *JAMA Dermatology*. 2014;1504:363-5. PMID: 24553600. **KQ1E9, KQ2E9, KQ3E9, KQ4E9, KQ5E9.**
152. Heckman CJ. and Handorf EA. and Darlow SD. and Ritterband LM. and Manne SL. An Online Skin Cancer Risk-Reduction Intervention for Young Adults: Mechanisms of Effects. *Health Psychol*. 2016;:. PMID: . **KQ1E12, KQ2E12, KQ3E12, KQ4E12, KQ5E12.**
153. Hernandez C, Kim H, Mauleon G et al. A pilot program in collaboration with community centers to increase awareness and participation in skin cancer screening among Latinos in Chicago. *Journal of Cancer Education*. 2013;282:342-5. PMID: 23378167. **KQ1E9, KQ2E9, KQ3E9, KQ4E9, KQ5E9.**
154. Hernandez C, Wang S, Abraham I et al. Evaluation of educational videos to increase skin cancer risk awareness and sun-safe behaviors among adult Hispanics. *Journal of Cancer Education*. 2014;293:563-9. PMID: 24595966. **KQ1E8, KQ2E8, KQ3E8, KQ4E8, KQ5E8.**
155. Hevey D, Pertl M, Thomas K et al. Body consciousness moderates the effect of message framing on intentions to use sunscreen. *Journal of Health Psychology*. 2010;154:553-9. PMID: 20460412. **KQ1E8d, KQ2E8d, KQ3E8d, KQ4E8d, KQ5E8d.**
156. Hill MJ. Skin cancer awareness: not just in May. *Dermatology Nursing*. 2009;213:114. PMID: 19554841. **KQ1E3, KQ2E3, KQ3E3, KQ4E3, KQ5E3.**
157. Hillhouse J. and Turrisi R. and Scaglione NM. and Cleveland MJ. and Baker K. and Florence LC. A Web-Based Intervention to Reduce Indoor Tanning Motivations in Adolescents: a Randomized Controlled Trial. *Prevention Science*. 2017;182:131-140. PMID: . **KQ1E8, KQ2E8, KQ3E8, KQ4E8, KQ5E8.**
158. Hingle Melanie D, Snyder Aimee L, McKenzie Naja E et al. Effects of a Short Messaging Service-Based Skin Cancer Prevention Campaign in Adolescents. *Am J Prev Med*. 2014;475:617-623. PMID: . **KQ1E10, KQ2E10, KQ3E8, KQ4E8, KQ5E8.**
159. Hirst N, Gordon L, Gies P et al. Estimation of avoidable skin cancers and cost-savings to government associated with regulation of the solarium industry in Australia. *Health Policy*. 2009;893:303-11. PMID: 18760857. **KQ1E10, KQ2E10, KQ3E10, KQ4E10, KQ5E10.**
160. Hirst NG, Gordon LG, Scuffham PA et al. Lifetime cost-effectiveness of skin cancer prevention through promotion of daily sunscreen use. *Value in Health*. 2012;152:261-8. PMID: 22433757. **KQ1E10, KQ2E10, KQ3E10, KQ4E10, KQ5E10.**
161. Ho BK, Reidy K, Huerta I et al. Effectiveness of a Multicomponent Sun Protection Program for Young Children: A Randomized Clinical Trial. *JAMA Pediatr*. 2016;:. PMID: 26857829. **KQ1E8b, KQ2E8b, KQ3E8, KQ4E8b, KQ5E8.**
162. Hollands GJ, French DP, Griffin SJ et al. The impact of communicating genetic risks of disease on risk-reducing health behaviour: systematic review with meta-analysis. *BMJ*. 2016;352:i1102. PMID: 26979548. **KQ1E8, KQ2E8, KQ3E8, KQ4E8, KQ5E8.**
163. Holman DM, Berkowitz Z, Guy GP et al. "The association between demographic and behavioral characteristics and sunburn among U.S. adults - National Health Interview Survey, 2010". *Prev Med*. 2014;63:12-Jun. PMID: 24589442. **KQ1E10, KQ2E10, KQ3E10, KQ4E10, KQ5E10.**

Appendix D. Excluded Studies

164. Holman DM, Watson M. Correlates of intentional tanning among adolescents in the United States: a systematic review of the literature. *J Adolesc Health*. 2013;520:S52-9. PMID: 23601612. **KQ1E9, KQ2E9, KQ3E9, KQ4E9, KQ5E9.**
165. Horsham C, Auster J, Sendall MC et al. Interventions to decrease skin cancer risk in outdoor workers: update to a 2007 systematic review. *BMC Res Notes*. 2014;7:9-Jan. PMID: 24397996. **KQ1E6c, KQ2E6c, KQ3E6c, KQ4E6c, KQ5E6c.**
166. Houdmont J. and Madgwick P. and Randall R. Sun safety in construction: a U.K. intervention study. *Occupational Medicine (Oxford)*. 2016;661:20-6. PMID: . **KQ1E6c, KQ2E6c, KQ3E6c, KQ4E8, KQ5E8.**
167. Housman TS, Feldman SR, Williford PM et al. Skin cancer is among the most costly of all cancers to treat for the Medicare population. *J Am Acad Dermatol*. 2003;483:425-9. PMID: 12637924. **KQ1E10, KQ2E10, KQ3E10, KQ4E10, KQ5E10.**
168. Howlader N, Noone A M, Krapcho M, Garshell J, Miller D, Altekruse S F, Kosary C L, Yu M, Ruhl J, Tatalovich Z, Mariotto A, Lewis D R, Chen H S, Feuer E J, Cronin K A "SEER Cancer Statistics Review, 1975-2012". . 2015;.: PMID: . **KQ1E9, KQ2E9, KQ3E9, KQ4E9, KQ5E9.**
169. Hu H, Xie Y, Yang G et al. Nonsteroidal anti-inflammatory drug use and the risk of melanoma: a meta-analysis. *European Journal of Cancer Prevention*. 2014;231:62-68. PMID: 12013019409. **KQ1E9, KQ2E9, KQ3E9, KQ4E9, KQ5E9.**
170. Huang P, Yang XD, Chen SD et al. The association between Parkinson's disease and melanoma: a systematic review and meta-analysis. *Transl Neurodegener*. 2015;4:21. PMID: 26535116. **KQ1E9, KQ2E9, KQ3E9, KQ4E9, KQ5E9.**
171. Hull PR, Piemontesi NG, Lichtenwald J. Compliance with self-examination surveillance in patients with melanoma and atypical moles: an anonymous questionnaire study. *Journal of Cutaneous Medicine & Surgery*. 2011;152:97-102. PMID: 21477557. **KQ1E7a, KQ2E7a, KQ3E7a, KQ4E7a, KQ5E7a.**
172. Huncharek M, Kupelnick B. Use of topical sunscreens and the risk of malignant melanoma: a meta-analysis of 9067 patients from 11 case-control studies. *Am J Public Health*. 2002;927:1173-7. PMID: 12084704. **KQ1E10, KQ2E10, KQ3E10, KQ4E10, KQ5E10.**
173. Hunter S, Love-Jackson K, Abdulla R et al. Sun protection at elementary schools: a cluster randomized trial. *Journal of the National Cancer Institute*. 2010;1027:484-92. PMID: 20332388. **KQ1E6d, KQ2E6d, KQ3E6d, KQ4E6d, KQ5E6d.**
174. Hunter Seft, Wells Kristen J, Jacobsen Paul B, Lee Ji?Hyun, Boulware David, Love?Jackson Kymia, Abdulla Rania, Roetzheim Richard G Assessment of elementary school students' sun protection behaviors. *Pediatr Dermatol*. 2010;272:182-188. PMID: . **KQ1E6d, KQ2E6d, KQ3E6d, KQ4E6d, KQ5E6d.**
175. Hussain SK, Sundquist J, Hemminki K. The effect of having an affected parent or sibling on invasive and in situ skin cancer risk in Sweden. *J Invest Dermatol*. 2009;1299:2142-7. PMID: 19242514. **KQ1E10, KQ2E10, KQ3E10, KQ4E10, KQ5E10.**
176. International Agency for Research on Cancer Working Group on artificial ultraviolet light, skin cancer The association of use of sunbeds with cutaneous malignant melanoma and other skin cancers: A systematic review. *Int J Cancer*. 2007;1205:1116-22. PMID: 17131335. **KQ1E10, KQ2E10, KQ3E10, KQ4E10, KQ5E10.**
177. Isaacowitz DM, Harris JA. "Middle-aged adults facing skin cancer information: fixation, mood, and behavior". *Psychology & Aging*. 2014;292:342-50. PMID: 24956002. **KQ1E8, KQ2E8, KQ3E8, KQ4E8, KQ5E8.**
178. Italia N, Rehfuess EA. Is the Global Solar UV Index an effective instrument for promoting sun protection? A systematic review. *Health Educ Res*. 2012;272:200-13. PMID: 21730253. **KQ1E8, KQ2E10, KQ3E10, KQ4E1, KQ5E1.**
179. Jain N, Anderson MJ, Patel P et al. Melanoma simulation model: promoting opportunistic screening and patient counseling. *JAMA Dermatology*. 2013;1496:710-6. PMID: 23552462. **KQ1E9, KQ2E9, KQ3E9, KQ4E9, KQ5E9.**
180. Janda M, Baade PD, Youl PH et al. The skin awareness study: promoting thorough skin self-examination for skin cancer among men 50 years or older. *Contemporary Clinical Trials*. 2010;311:119-30. PMID: 19900577. **KQ1E8d, KQ2E8d, KQ3E8d, KQ4E8d, KQ5E8d.**

Appendix D. Excluded Studies

181. Janda M, Loescher LJ, Banan P et al. Lesion selection by melanoma high-risk consumers during skin self-examination using mobile teledermoscopy. *JAMA Dermatology*. 2014;1506:656-8. PMID: 24522284. **KQ1E8, KQ2E8, KQ3E8, KQ4E8, KQ5E8.**
182. Janda M, Loescher LJ, Soyer HP. Enhanced skin self-examination: a novel approach to skin cancer monitoring and follow-up. *JAMA Dermatology*. 2013;1492:231-6. PMID: 23426490. **KQ1E9, KQ2E9, KQ3E9, KQ4E7, KQ5E8.**
183. Janda M, Youl P, Marshall AL et al. The HealthyTexts study: a randomized controlled trial to improve skin cancer prevention behaviors among young people. *Contemporary Clinical Trials*. 2013;351:159-67. PMID: 23557730. **KQ1E8c, KQ2E8c, KQ3E8c, KQ4E8c, KQ5E8c.**
184. Javed S, Javed SA, Mays RM et al. Clinical characteristics and awareness of skin cancer in Hispanic patients. *Dermatology Online Journal*. 2013;199:19623. PMID: 24050296. **KQ1E1, KQ2E1, KQ3E1, KQ4E1, KQ5E1.**
185. Karagas MR, Stannard VA, Mott LA et al. Use of tanning devices and risk of basal cell and squamous cell skin cancers. *J Natl Cancer Inst*. 2002;943:224-6. PMID: 11830612. **KQ1E10, KQ2E10, KQ3E10, KQ4E10, KQ5E10.**
186. Kasparian NA, McLoone JK, Meiser B. Skin cancer-related prevention and screening behaviors: a review of the literature. *Journal of Behavioral Medicine*. 2009;325:406-28. PMID: 19521760. **KQ1E10, KQ2E10, KQ3E10, KQ4E10, KQ5E10.**
187. Kauvar AN, Cronin TJr et al. "Consensus for nonmelanoma skin cancer treatment: basal cell carcinoma, including a cost analysis of treatment methods". *Dermatol Surg*. 2015;415:550-71. PMID: 25868035. **KQ1E1, KQ2E1, KQ3E1, KQ4E1, KQ5E1.**
188. Kearney GD, Xu X, Balanay JA et al. Sun safety among farmers and farmworkers: a review. *J Agromedicine*. 2014;191:53-65. PMID: 24417532. **KQ1E6c, KQ2E6c, KQ3E6c, KQ4E6c, KQ5E6c.**
189. Khalesi M, Whiteman DC, Tran B et al. "A meta-analysis of pigmentary characteristics, sun sensitivity, freckling and melanocytic nevi and risk of basal cell carcinoma of the skin". *Cancer Epidemiol*. 2013;375:534-43. PMID: 23849507. **KQ1E9, KQ2E9, KQ3E9, KQ4E9, KQ5E9.**
190. King AJ, Gehl RW, Grossman D et al. Skin self-examinations and visual identification of atypical nevi: comparing individual and crowdsourcing approaches. *Cancer Epidemiology*. 2013;376:979-84. PMID: 24075797. **KQ1E1, KQ2E1, KQ3E1, KQ4E1, KQ5E1.**
191. King Andy J Visual Exemplification and Skin Cancer: The Utility of Exemplars in Promoting Skin Self-Exams and Atypical Nevi Identification. *Journal of Health Communication*. 2016;217:826-36. PMID: 27337542. **KQ1E8b, KQ2E8b, KQ3E8b, KQ4E8b, KQ5E8b.**
192. Klein WM, Bloch M, Hesse BW et al. Behavioral research in cancer prevention and control: a look to the future. *American Journal of Preventive Medicine*. 2014;463:303-11. PMID: 24512871. **KQ1E3, KQ2E3, KQ3E3, KQ4E3, KQ5E3.**
193. Koster B, Thorgaard C, Philip A et al. Prevalence of sunburn and sun-related behaviour in the Danish population: a cross-sectional study. *Scand J Public Health*. 2010;385:548-52. PMID: 20484310. **KQ1E10c, KQ2E10c, KQ3E10c, KQ4E10c, KQ5E10c.**
194. Krist AH, Baumann LJ, Holtrop JS et al. Evaluating Feasible and Referable Behavioral Counseling Interventions. *Am J Prev Med*. 2015;490:S138-49. PMID: 26296548. **KQ1E3, KQ2E3, KQ3E3, KQ4E3, KQ5E3.**
195. Lakhani NA, Saraiya M, Thompson TD et al. Total body skin examination for skin cancer screening among U.S. adults from 2000 to 2010. *Prev Med*. 2014;61:75-80. PMID: 24418263. **KQ1E8, KQ2E8, KQ3E8, KQ4E8, KQ5E8.**
196. Lana A, Faya-Ornia G, Lopez ML. Impact of a web-based intervention supplemented with text messages to improve cancer prevention behaviors among adolescents: results from a randomized controlled trial. *Preventive Medicine*. 2014;59:54-9. PMID: 24287124. **KQ1E9c, KQ2E9c, KQ3E9c, KQ4E9c, KQ5E9c.**
197. Langbecker Danette, Diaz Abbey, Chan Raymond J, Marquart Louise, Hevey David, Hamilton Janelle Educational programmes for primary prevention of skin cancer. *Cochrane Database of Systematic*

Appendix D. Excluded Studies

- Reviews. 2014;4:. PMID: 0. **KQ1E10, KQ2E10, KQ3E10, KQ4E10, KQ5E10.**
198. Langford R, Bonell CP, Jones HE et al. The WHO Health Promoting School framework for improving the health and well-being of students and their academic achievement. *Cochrane Database Syst Rev.* 2014;4:CD008958. PMID: 24737131. **KQ1E6d, KQ2E6d, KQ3E6d, KQ4E6d, KQ5E6d.**
199. Lansbury L, Bath-Hextall F, Perkins W et al. Interventions for non-metastatic squamous cell carcinoma of the skin: systematic review and pooled analysis of observational studies. *BMJ.* 2013;347:. PMID: 12013063584. **KQ1E1, KQ2E1, KQ3E1, KQ4E1, KQ5E1.**
200. Lazovich D, Choi K, Rolnick C et al. An intervention to decrease adolescent indoor tanning: a multi-method pilot study. *Journal of Adolescent Health.* 2013;520:S76-82. PMID: 23601614. **KQ1E8b, KQ2E8b, KQ3E8b, KQ4E1, KQ5E1.**
201. Lee KB, Weinstock MA, Risica PM. "Components of a successful intervention for monthly skin self-examination for early detection of melanoma: the "Check It Out" trial". *Journal of the American Academy of Dermatology.* 2008;586:1006-12. PMID: 18406492. **KQ1E10, KQ2E10, KQ3E10, KQ4E10, KQ5E10.**
202. Lemal M, Van den Bulck J. Testing the effectiveness of a skin cancer narrative in promoting positive health behavior: a pilot study. *Preventive Medicine.* 2010;512:178-81. PMID: 20450930. **KQ1E8b, KQ2E8b, KQ3E8d, KQ4E8b, KQ5E8d.**
203. Li S, Liu Y, Zeng Z et al. Association between non-steroidal anti-inflammatory drug use and melanoma risk: a meta-analysis of 13 studies. *Cancer Causes Control.* 2013;248:1505-16. PMID: 23677334. **KQ1E9, KQ2E9, KQ3E9, KQ4E9, KQ5E9.**
204. Li Z, Gu M, Cen Y. Age at first birth and melanoma risk: a meta-analysis. *Int J Clin Exp Med.* 2014;712:5201-9. PMID: 25664022. **KQ1E1, KQ2E1, KQ3E1, KQ4E1, KQ5E1.**
205. Lin JS, Eder M, Weinmann S et al. Behavioral Counseling to Prevent Skin Cancer: Systematic Evidence Review to Update the 2003 U.S. Preventive Services Task Force Recommendation. . 2011;:. PMID: 21542545. **KQ1E10, KQ2E10, KQ3E10, KQ4E10, KQ5E10.**
206. Lin JS, Eder M, Weinmann S. Behavioral counselling to prevent skin cancer: a systematic review for the U.S. Preventive Services Task Force. *Ann Intern Med.* 2011;1543:190-201. PMID: 12011000788. **KQ1E10, KQ2E10, KQ3E10, KQ4E10, KQ5E10.**
207. Lin JS, Eder M, Weinmann S. Behavioral counselling to prevent skin cancer:a systematic review for the U.S. preventative services task force. *Ann Intern Med.* 2011;154:. PMID: . **KQ1E10, KQ2E10, KQ3E10, KQ4E10, KQ5E10.**
208. Lin SW, Wheeler DC, Park Y et al. Prospective study of ultraviolet radiation exposure and mortality risk in the United States. *American Journal of Epidemiology.* 2013;1784:521-33. PMID: 23863757. **KQ1E10, KQ2E10, KQ3E10, KQ4E10, KQ5E10.**
209. Lin SW, Wheeler DC, Park Y et al. Prospective study of ultraviolet radiation exposure and risk of cancer in the United States. *Int J Cancer.* 2012;1316:E1015-23. PMID: 22539073. **KQ1E10, KQ2E10, KQ3E10, KQ4E10, KQ5E10.**
210. Lindqvist PG, Epstein E, Landin-Olsson M et al. Avoidance of sun exposure is a risk factor for all-cause mortality: results from the Melanoma in Southern Sweden cohort. *Journal of Internal Medicine.* 2014;2761:77-86. PMID: 24697969. **KQ1E9, KQ2E9, KQ3E9, KQ4E9, KQ5E9.**
211. Lindqvist PG. and Landin-Olsson M. The relationship between sun exposure and all-cause mortality. *Photochem Photobiol Sci.* 2017;:. PMID: . **KQ1E3, KQ2E3, KQ3E3, KQ4E3, KQ5E3.**
212. Linos E, Keiser E, Fu T et al. "Hat, shade, long sleeves, or sunscreen? Rethinking US sun protection messages based on their relative effectiveness". *Cancer Causes Control.* 2011;227:1067-71. PMID: 21637987. **KQ1E10, KQ2E10, KQ3E10, KQ4E10, KQ5E10.**
213. Loescher LJ, Hibler E, Hiscox H et al. An Internet-delivered video intervention for skin self-examination by patients with melanoma. *Archives of Dermatology.* 2010;1468:922-3. PMID: 20713834. **KQ1E7a, KQ2E7a, KQ3E7a, KQ4E7a, KQ5E7a.**
214. Lomas A, Leonardi-Bee J, Bath-Hextall F. A systematic review of worldwide incidence of nonmelanoma skin cancer. *Br J Dermatol.* 2012;1665:1069-80. PMID: 22251204.

Appendix D. Excluded Studies

- KQ1E9, KQ2E9, KQ3E9, KQ4E9, KQ5E9.**
215. Lorenc T, Jamal F, Cooper C. Resource provision and environmental change for the prevention of skin cancer: systematic review of qualitative evidence from high-income countries. *Health Promot Int.* 2013;283:345-56. PMID: 22498818. **KQ1E1, KQ2E1, KQ3E1, KQ4E1, KQ5E1.**
216. Macbeth AE, Grindlay DJ, Williams HC. What's new in skin cancer? An analysis of guidelines and systematic reviews published in 2008-2009. *Clin Exp Dermatol.* 2011;365:453-8. PMID: 21671988. **KQ1E10, KQ2E10, KQ3E10, KQ4E10, KQ5E10.**
217. Mahler HI, Kulik JA, Gerrard M et al. "Effects of upward and downward social comparison information on the efficacy of an appearance-based sun protection intervention: a randomized, controlled experiment". *Journal of Behavioral Medicine.* 2010;336:496-507. PMID: 20652391. **KQ1E8b, KQ2E8b, KQ3E8d, KQ4E8b, KQ5E8d.**
218. Mahler HI. The role of emotions in UV protection intentions and behaviors. *Psychology Health & Medicine.* 2014;193:344-54. PMID: 23731279. **KQ1E1, KQ2E1, KQ3E1, KQ4E1, KQ5E1.**
219. Mallett KA, Turrisi R, Guttman K et al. Assessing dermatologists' ability to deliver a novel intervention to improve patients' use of sun protection: the ABC method of physician-patient communication. *Archives of Dermatology.* 2011;14712:1451-3. PMID: 21844429. **KQ1E10a, KQ2E10a, KQ3E8, KQ4E8, KQ5E8.**
220. Markova A, Weinstock MA, Risica P et al. Effect of a web-based curriculum on primary care practice: basic skin cancer triage trial. *Family Medicine.* 2013;458:558-68. PMID: 24129868. **KQ1E9, KQ2E9, KQ3E9, KQ4E9, KQ5E9.**
221. Marks R, Foley PA, Jolley D et al. The effect of regular sunscreen use on vitamin D levels in an Australian population. Results of a randomized controlled trial. *Arch Dermatol.* 1995;1314:415-21. PMID: 7726582. **KQ1E8, KQ2E8, KQ3E8, KQ4E8, KQ5E8.**
222. Mays D and Tercyak Kp Framing Indoor Tanning Warning Messages to Reduce Skin Cancer Risks Among Young Women: Implications for Research and Policy. *American journal of public health.* 2015;1058:e70-6. PMID: . **KQ1E8, KQ2E8, KQ3E8, KQ4E8, KQ5E8.**
223. Mays D and Zhao X The influence of framed messages and self-affirmation on indoor tanning behavioral intentions in 18- to 30-year-old women. *Health psychology : official journal of the Division of Health Psychology, American Psychological Association.* 2016;352:123-30. PMID: . **KQ1E8, KQ2E8, KQ3E8, KQ4E8, KQ5E8.**
224. McClendon BT, Prentice-Dunn S. Reducing skin cancer risk: an intervention based on protection motivation theory. *J Health Psychol.* 2001;6:. PMID: . **KQ1E8b, KQ2E8b, KQ3E8, KQ4E1, KQ5E1.**
225. McFarland SL, Schram SE. Physician skin examinations for melanoma screening. *Cutis.* 2015;963:175-82. PMID: 26562268. **KQ1E1, KQ2E1, KQ3E1, KQ4E1, KQ5E1.**
226. McMichael JR, Ezirike J, Veledar E et al. The social acceptability of handheld umbrellas for sun protection. "Photodermatology, Photoimmunology & Photomedicine". 2014;304:220-7. PMID: 24735389. **KQ1E8, KQ2E8, KQ3E8, KQ4E8, KQ5E8.**
227. McWhirter JE, Hoffman-Goetz L. Systematic review of population-based studies on the impact of images on UV attitudes and behaviours. *Health Promot Int.* 2015;302:397-410. PMID: 23669159. **KQ1E6, KQ2E6, KQ3E6, KQ4E6, KQ5E6.**
228. McWhirter JE, Hoffman-Goetz L. Visual images for patient skin self-examination and melanoma detection: a systematic review of published studies. *J Am Acad Dermatol.* 2013;691:47-55. PMID: 12013038426. **KQ1E9c, KQ2E9c, KQ3E9c, KQ4E9c, KQ5E9c.**
229. McWhirter JE, Hoffman-Goetz L. Visual images for skin cancer prevention: a systematic review of qualitative studies. *J Cancer Educ.* 2012;272:202-16. PMID: 22481615. **KQ1E9c, KQ2E9c, KQ3E9c, KQ4E9c, KQ5E9c.**
230. Metterle L, Russell JS, Patel NS. An overview of the medical management of nonmelanoma skin cancer. *Curr Probl Cancer.* 2015;394:226-36. PMID: 26277493. **KQ1E1, KQ2E1, KQ3E1, KQ4E1, KQ5E1.**
231. Miljkovic S, Baljovic D, Krajnovic D et al. The impact of education on adolescents' sun

Appendix D. Excluded Studies

- behavior: experiences from Serbia. Srpski Arhiv Za Celokupno Lekarstvo. 2014;14242861:330-6. PMID: 25033590. **KQ1E5, KQ2E5, KQ3E5, KQ4E5, KQ5E5.**
232. Montague M, Borland R, Sinclair C. "Slip! slop! slap! and SunSmart, 1980-2000: skin cancer control and 20 years of population-based campaigning". Health Educ Behav. 2001;28:. PMID: . **KQ1E4, KQ2E4, KQ3E4, KQ4E4, KQ5E4.**
233. Morris KL, Cooper DP, Goldenberg JL et al. Improving the efficacy of appearance-based sun exposure interventions with the terror management health model. Psychol Health. 2014;2911:1245-64. PMID: 24811049. **KQ1E8b, KQ2E8b, KQ3E8b, KQ4E8b, KQ5E8b.**
234. Moyer VA. Behavioral counseling to prevent skin cancer: U.S. Preventive Services Task Force recommendation statement. Ann Intern Med. 2012;1571:59-65. PMID: 22751761. **KQ1E10, KQ2E10, KQ3E10, KQ4E10, KQ5E10.**
235. Muhn CY, From L, Glied M. Detection of artificial changes in mole size by skin self-examination. J Am Acad Dermatol. 2000;420:754-9. PMID: 10775850. **KQ1E8, KQ2E8, KQ3E8, KQ4E9, KQ5E9.**
236. Mujumdar UJ, Hay JL, Monroe-Hinds YC et al. Sun protection and skin self-examination in melanoma survivors. Psycho-Oncology. 2009;1810:1106-15. PMID: 19142859. **KQ1E7, KQ2E7, KQ3E7, KQ4E7, KQ5E7.**
237. Mulliken JS, Russak JE, Rigel DS. The effect of sunscreen on melanoma risk. Dermatol Clin. 2012;303:369-76. PMID: 22800545. **KQ1E10, KQ2E10, KQ3E10, KQ4E10, KQ5E10.**
238. Muranushi C, Olsen CM, Pandeya N et al. Aspirin and nonsteroidal anti-inflammatory drugs can prevent cutaneous squamous cell carcinoma: a systematic review and meta-analysis. J Invest Dermatol. 2015;1354:975-83. PMID: 25521453. **KQ1E9, KQ2E9, KQ3E9, KQ4E9, KQ5E9.**
239. Nahar VK, Allison Ford M, Brodell RT et al. Skin cancer prevention practices among malignant melanoma survivors: a systematic review. J Cancer Res Clin Oncol. 2015;:. PMID: 26642962. **KQ1E7, KQ2E7, KQ3E7, KQ4E7, KQ5E7.**
240. Nahar VK. Skin cancer prevention among school children: a brief review. Cent Eur J Public Health. 2013;214:227-32. PMID: 24592730. **KQ1E3, KQ2E3, KQ3E3, KQ4E3, KQ5E3.**
241. National Institute for Health and Care Excellence Skin cancer prevention: public health guideline. . 2011;:. PMID: . **KQ1E10, KQ2E10, KQ3E10, KQ4E10, KQ5E10.**
242. Nowson CA, McGrath JJ, Ebeling PR et al. Vitamin D and health in adults in Australia and New Zealand: a position statement. Medical Journal of Australia. 2012;19611:686-7. PMID: 22708765. **KQ1E10, KQ2E10, KQ3E10, KQ4E10, KQ5E10.**
243. O'Riordan D, Nehl E, Gies P et al. Validity of covering-up sun-protection habits: association of observations and self-report. J Am Acad Dermatol. 2009;60:. PMID: . **KQ1E10, KQ2E10, KQ3E10, KQ4E10, KQ5E10.**
244. O'Keefe DJ, Wu D. Gain-framed messages do not motivate sun protection: a meta-analytic review of randomized trials comparing gain-framed and loss-framed appeals for promoting skin cancer prevention. Int J Environ Res Public Health. 2012;96:2121-33. PMID: 22829794. **KQ1E9c, KQ2E9c, KQ3E9c, KQ4E9c, KQ5E9c.**
245. Oliveria SA, Chau D, Christos PJ et al. Diagnostic accuracy of patients in performing skin self-examination and the impact of photography. Arch Dermatol. 2004;1401:57-62. PMID: 14732661. **KQ1E8, KQ2E8, KQ3E8, KQ4E9, KQ5E9.**
246. Oliveria SA, Christos PJ, Marghoob AA et al. Skin cancer screening and prevention in the primary care setting: national ambulatory medical care survey 1997. J Gen Intern Med. 2001;165:297-301. PMID: 11359547. **KQ1E1, KQ2E1, KQ3E1, KQ4E1, KQ5E1.**
247. Oliveria SA, Saraiya M, Geller AC et al. Sun exposure and risk of melanoma. Arch Dis Child. 2006;912:131-8. PMID: 16326797. **KQ1E10, KQ2E10, KQ3E10, KQ4E10, KQ5E10.**
248. Olsen CM, Carroll HJ, Whiteman DC. Estimating the attributable fraction for cancer: A meta-analysis of nevi and melanoma. Cancer Prevention Research. 2010;32:233-45. PMID: 20086181. **KQ1E10, KQ2E10, KQ3E10, KQ4E8d, KQ5E8d.**
249. Olsen CM, Green AC, Neale RE et al. Cohort profile: the QSkin Sun and Health Study. International Journal of Epidemiology.

Appendix D. Excluded Studies

- 2012;414:929-929i. PMID: 22933644. **KQ1E10, KQ2E10, KQ3E8, KQ4E8, KQ5E8.**
250. Olsen CM, Zens MS, Green AC et al. Biologic markers of sun exposure and melanoma risk in women: pooled case-control analysis. *Int J Cancer*. 2011;1293:713-23. PMID: 0. **KQ1E9, KQ2E9, KQ3E9, KQ4E9, KQ5E9.**
251. Orlow I, Roy P, Reiner AS et al. Vitamin D receptor polymorphisms in patients with cutaneous melanoma. *Int J Cancer*. 2012;1302:405-18. PMID: 21365644. **KQ1E1, KQ2E1, KQ3E1, KQ4E1, KQ5E1.**
252. Ou-Yang H. and Jiang LI. and Meyer K. and Wang SQ. and Farberg AS. and Rigel DS. Sun Protection by Beach Umbrella vs Sunscreen With a High Sun Protection Factor: A Randomized Clinical Trial. *JAMA Dermatology*. 2017;18:18. PMID: . **KQ1E6a, KQ2E6a, KQ3E6a, KQ4E6a, KQ5E6a.**
253. Paddock LE, Lu SE, Bandera EV et al. Skin self-examination and long-term melanoma survival. *Melanoma Res*. 2016;. PMID: 26990272. **KQ1E7, KQ2E7, KQ3E7, KQ4E7, KQ5E7.**
254. Pagoto SL, Schneider KL, Oleski J et al. Design and methods for a cluster randomized trial of the Sunless Study: a skin cancer prevention intervention promoting sunless tanning among beach visitors. *BMC Public Health*. 2009;9:50. PMID: 19196482. **KQ1E6a, KQ2E6a, KQ3E6a, KQ4E6a, KQ5E6a.**
255. Pagoto SL, Schneider KL, Oleski J et al. The sunless study: a beach randomized trial of a skin cancer prevention intervention promoting sunless tanning. *Archives of Dermatology*. 2010;1469:979-84. PMID: 20855696. **KQ1E6a, KQ2E6a, KQ3E6a, KQ4E6a, KQ5E6a.**
256. Perkins SH, Stensland KD, Galsky MD et al. An analysis of the clinical trial landscape for cutaneous melanoma. *Cutis*. 2015;963:186-90. PMID: 26562269. **KQ1E1, KQ2E1, KQ3E1, KQ4E1, KQ5E1.**
257. Petrarca S, Follmann M, Breitbart EW et al. "Critical appraisal of clinical practice guidelines for adaptation in the evidence-based guideline ""prevention of skin cancer""". *JAMA Dermatol*. 2013;1494:466-71. PMID: 23715595. **KQ1E6e, KQ2E6e, KQ3E6e, KQ4E6e, KQ5E6e.**
258. Pichon LC, Corral I, Landrine H et al. Sun-protection behaviors among African Americans. *American Journal of Preventive Medicine*. 2010;383:288-95. PMID: 20171530. **KQ1E10, KQ2E10, KQ3E10, KQ4E8, KQ5E8.**
259. Pollitt RA, Geller AC, Brooks DR et al. Efficacy of skin self-examination practices for early melanoma detection. *"Cancer Epidemiology, Biomarkers & Prevention"*. 2009;1811:3018-23. PMID: 19861521. **KQ1E7a, KQ2E7a, KQ3E7a, KQ4E7a, KQ5E7a.**
260. Quereux G, Nguyen JM, Volteau C et al. Prospective trial on a school-based skin cancer prevention project. *European Journal of Cancer Prevention*. 2009;182:133-44. PMID: 19337061. **KQ1E6d, KQ2E6d, KQ3E6d, KQ4E6d, KQ5E6d.**
261. Raimondi S, Pasquali E, Gnagnarella P et al. BsmI polymorphism of vitamin D receptor gene and cancer risk: a comprehensive meta-analysis. *Mutat Res*. 2014;769:17-34. PMID: 25771722. **KQ1E1, KQ2E1, KQ3E1, KQ4E1, KQ5E1.**
262. Rat C, Quereux G, Riviere C, Clouet S, Senand R, Dreno B, Nguyen J Impact of a targeted screening on melanoma prevention behaviour. A randomised controlled trial. *Journal of investigative dermatology*. 2012;132:S71. PMID: 0. **KQ1E8, KQ2E8, KQ3E8, KQ4E8, KQ5E8.**
263. Reeder AI, Gray A, McCool JP. "Occupational sun protection: workplace culture, equipment provision and outdoor workers' characteristics". *Journal of Occupational Health*. 2013;552:84-97. PMID: 23385117. **KQ1E10, KQ2E10, KQ3E10, KQ4E10, KQ5E10.**
264. Reeder AI, Jopson JA, Gray A. Baseline survey of sun protection policies and practices in primary school settings in New Zealand. *Health Education Research*. 2009;245:778-87. PMID: 19329531. **KQ1E6d, KQ2E6d, KQ3E6d, KQ4E6d, KQ5E6d.**
265. Reggiani C, Manfredini M, Mandel VD et al. Update on non-invasive imaging techniques in early diagnosis of non-melanoma skin cancer. *G Ital Dermatol Venereol*. 2015;1504:393-405. PMID: 26184797. **KQ1E1, KQ2E1, KQ3E1, KQ4E1, KQ5E1.**
266. Reid AE, Aiken LS. Correcting injunctive norm misperceptions motivates behavior change: a randomized controlled sun protection intervention. *Health Psychology*. 2013;325:551-60. PMID: 23646838.

Appendix D. Excluded Studies

- KQ1E8b, KQ2E8b, KQ3E8b, KQ4E8, KQ5E8.**
267. Reinau D, Weiss M, Meier CR et al. "Outdoor workers' sun-related knowledge, attitudes and protective behaviours: a systematic review of cross-sectional and interventional studies". *Br J Dermatol.* 2013;1685:928-40. PMID: 23252833. **KQ1E6a, KQ2E6a, KQ3E6a, KQ4E6a, KQ5E6a.**
268. Reynolds KD, Buller DB, French SA et al. School sun-protection policies: measure development and assessments in 2 regions of the United States. *Journal of School Health.* 2012;8211:499-507. PMID: 23061553. **KQ1E10, KQ2E10, KQ3E10, KQ4E10, KQ5E10.**
269. Risica PM, Weinstock MA, Rakowski W et al. Body satisfaction effect on thorough skin self-examination. *American Journal of Preventive Medicine.* 2008;351:68-72. PMID: 18541179. **KQ1E8, KQ2E8, KQ3E8, KQ4E8, KQ5E8.**
270. Roberts DC, Black D. Comparison of interventions to reduce sun exposure. *Behavioral Medicine.* 2009;352:67-76. PMID: 19433378. **KQ1E8b, KQ2E8b, KQ3E8, KQ4E8b, KQ5E8.**
271. Robertson K, McIntosh RD, Bradley-Scott C et al. "Image training, using random images of melanoma, performs as well as the ABC(D) criteria in enabling novices to distinguish between melanoma and mimics of melanoma". *Acta Dermato-Venereologica.* 2014;943:265-70. PMID: 24212235. **KQ1E8, KQ2E8, KQ3E8, KQ4E8, KQ5E8.**
272. Robertson LM, Douglas F, Ludbrook A et al. What works with men? A systematic review of health promoting interventions targeting men. *BMC Health Services Research.* 2008;8:141. PMID: 18598339. **KQ1E1, KQ2E1, KQ3E1, KQ4E1, KQ5E1.**
273. Robinson Jk and Hultgren Ba and Turrisi R Helping children be safe outdoors with sun protection. *Journal of investigative dermatology.* 2016;1360:S43. PMID: . **KQ1E8b, KQ2E8b, KQ3E8, KQ4E8b, KQ5E8.**
274. Robinson JK, Bigby M. Prevention of melanoma with regular sunscreen use. *JAMA.* 2011;3063:302-3. PMID: 21712528. **KQ1E3, KQ2E3, KQ3E3, KQ4E3, KQ5E3.**
275. Robinson JK, Gaber R, Hultgren B et al. "Skin self-examination education for early detection of melanoma: a randomized controlled trial of Internet, workbook, and in-person interventions". *Journal of Medical Internet Research.* 2014;161:e7. PMID: 24418949. **KQ1E7a, KQ2E7a, KQ3E7a, KQ4E7a, KQ5E7a.**
276. Robinson JK, Turrisi R, Stapleton J. Efficacy of a partner assistance intervention designed to increase skin self-examination performance. *Archives of Dermatology.* 2007;1431:37-41. PMID: 17224540. **KQ1E7a, KQ2E7a, KQ3E7a, KQ4E7a, KQ5E7a.**
277. Robinson JK, Turrisi R, Stapleton J. Examination of mediating variables in a partner assistance intervention designed to increase performance of skin self-examination. *Journal of the American Academy of Dermatology.* 2007;563:391-7. PMID: 17147966. **KQ1E7a, KQ2E7a, KQ3E7a, KQ4E7a, KQ5E7a.**
278. Robinson JK. "Sun exposure, sun protection, and vitamin D". *JAMA.* 2005;29412:1541-3. PMID: 16193624. **KQ1E3, KQ2E3, KQ3E3, KQ4E3, KQ5E3.**
279. Robinson JK. and Hultgren B. and Mallett K. and Turrisi R. Self-confidence and Embarrassment About Partner-Assisted Skin Self-examination for Melanoma. *JAMA Dermatology.* 2016;14:14. PMID: . **KQ1E7a, KQ2E7a, KQ3E7a, KQ4E7a, KQ5E7a.**
280. Rodrigues A, Sniehotta FF, Araujo-Soares V. Are interventions to promote sun-protective behaviors in recreational and tourist settings effective? A systematic review with meta-analysis and moderator analysis. *Ann Behav Med.* 2013;452:224-38. PMID: 23229160. **KQ1E6a, KQ2E6a, KQ3E6a, KQ4E6a, KQ5E6a.**
281. Rodrigues, Sniehotta, Falko F, Araujo Soares Are interventions to promote sun-protective behaviors in recreational and tourist settings effective? A systematic review with meta-analysis and moderator analysis. *Annals of Behavioral Medicine.* 2013;452:224-238. PMID: 12013054304. **KQ1E6a, KQ2E6a, KQ3E6a, KQ4E1, KQ5E1.**
282. Rodriguez VM. and Robers E. and Zielaskowski K. and Javier Gonzalez C. and Hunley K. and Kaphingst KA. and Guest DD. and Sussman A. and Meyer White KA. and Schwartz MR. and Greb J. and Talamantes Y. and Bigney J. and Berwick M. and Hay JL. Translation and adaptation of skin cancer genomic risk education materials for implementation in primary care. *Journal*

Appendix D. Excluded Studies

- of Community Genetics. 2017;81:53-63. PMID: . **KQ1E8d, KQ2E8d, KQ3E8d, KQ4E8d, KQ5E8d.**
283. Roetzheim Rg,Love-Jackson Km,Hunter Sg, Lee Jh,Chen R,Abdulla R,Wells Kj A cluster randomized trial of sun protection at elementary schools. Results from year 2. American journal of preventive medicine. 2011;416:615-8. PMID: 0. **KQ1E6d, KQ2E6d, KQ3E6d, KQ4E6d, KQ5E6d.**
284. Rogers HW, Weinstock MA, Feldman SR et al. "Incidence Estimate of Nonmelanoma Skin Cancer (Keratinocyte Carcinomas) in the US Population, 2012". JAMA Dermatol. 2015;15110:1081-6. PMID: 25928283. **KQ1E9, KQ2E9, KQ3E9, KQ4E9, KQ5E9.**
285. Roman C, Lugo-Somolinos A, Thomas N. Skin cancer knowledge and skin self-examinations in the Hispanic population of North Carolina: the patient's perspective. JAMA Dermatology. 2013;1491:103-4. PMID: 23324772. **KQ1E10, KQ2E10, KQ3E10, KQ4E10, KQ5E10.**
286. Roman CJ. and Guan X. and Barnholtz-Sloan JS. and Xu J. and Bordeaux JS. A Trial Online Educational Melanoma Program Aimed at the Hispanic Population Improves Knowledge and Behaviors. Dermatologic Surgery. 2016;425:672-6. PMID: . **KQ1E10a, KQ2E10a, KQ3E10a, KQ4E10a, KQ5E10a.**
287. Rouhani P, Hu S, Kirsner RS. Melanoma in Hispanic and black Americans. Cancer Control. 2008;153:248-53. PMID: 18596677. **KQ1E3, KQ2E3, KQ3E3, KQ4E3, KQ5E3.**
288. Sanchez Guillermo,Nova John,Rodriguez-Hernandez Andrea Esperanza,Solorzano-Restrepo Carolina,Gonzalez Jenny,Olmos Miguel,Godfrey Kathie,Arevalo-Rodriguez Ingrid Sun protection for preventing basal cell and squamous cell skin cancers. Cochrane Database of Systematic Reviews. 2014;6:. PMID: 0. **KQ1E10, KQ2E10, KQ3E10, KQ4E10, KQ5E10.**
289. Sancho-Garnier H, Pereira B, Cesarini P. "A cluster randomized trial to evaluate a health education programme ""Living with Sun at School""". International Journal of Environmental Research & Public Health [Electronic Resource]. 2012;97:2345-61. PMID: 22851947. **KQ1E6d, KQ2E6d, KQ3E6d, KQ4E6d, KQ5E6d.**
290. Santiago-Rivas M, Velicer WF, Redding CA et al. Cluster subtypes within the precontemplation stage of change for sun protection behavior. Psychology Health & Medicine. 2012;173:311-22. PMID: 22175661. **KQ1E10, KQ2E10, KQ3E10, KQ4E10, KQ5E10.**
291. Santiago-Rivas M, Wang C, Jandorf L. Sun Protection Beliefs among Hispanics in the US. J Skin Cancer. 2014;2014:161960. PMID: 25431673. **KQ1E8, KQ2E8, KQ3E8, KQ4E1, KQ5E1.**
292. Saraiya M, Glanz K, Briss P et al. Preventing skin cancer: findings of the Task Force on Community Preventive Services On reducing Exposure to Ultraviolet Light. MMWR Recomm Rep. 2003;520:12-Jan. PMID: 14561953. **KQ1E10, KQ2E10, KQ3E10, KQ4E10, KQ5E10.**
293. Saraiya M, Glanz K, Briss PA et al. Interventions to prevent skin cancer by reducing exposure to ultraviolet radiation: a systematic review. Am J Prev Med. 2004;275:422-66. PMID: 15556744. **KQ1E6, KQ2E6, KQ3E6, KQ4E6, KQ5E6.**
294. Schneider JS, Moore DH2nd,Mendelsohn ML. "Screening program reduced melanoma mortality at the Lawrence Livermore National Laboratory, 1984 to 1996". Journal of the American Academy of Dermatology. 2008;585:741-9. PMID: 18068264. **KQ1E6c, KQ2E6c, KQ3E6c, KQ4E6c, KQ5E6c.**
295. Seidel N, Stoelzel F, Garzarolli M et al. Sun protection training based on a theater play for preschoolers: an effective method for imparting knowledge on sun protection?. Journal of Cancer Education. 2013;283:435-8. PMID: 23728992. **KQ1E6d, KQ2E6d, KQ3E6d, KQ4E6d, KQ5E6d.**
296. Shenoy R, Molenda MA, Mostow EN. The introduction of skin self-photography as a supplement to skin self-examination for the detection of skin cancer. Journal of the American Academy of Dermatology. 2014;701:e15. PMID: 24355279. **KQ1E1, KQ2E1, KQ3E1, KQ4E1, KQ5E1.**
297. Shih ST, Carter R, Sinclair C et al. Economic evaluation of skin cancer prevention in Australia. Preventive Medicine. 2009;495:449-53. PMID: 19747936. **KQ1E10, KQ2E10, KQ3E10, KQ4E10, KQ5E10.**
298. Siegel RL, Miller KD, Jemal A. "Cancer statistics, 2015". CA Cancer J Clin. 2015;651:29-May. PMID: 25559415. **KQ1E10, KQ2E10, KQ3E10, KQ4E10, KQ5E10.**

Appendix D. Excluded Studies

299. Sinclair C, Foley P. Skin cancer prevention in Australia. *Br J Dermatol.* 2009;161:. PMID: . **KQ1E3, KQ2E3, KQ3E3, KQ4E3, KQ5E3.**
300. Singh SD, Ajani UA, Johnson CJ et al. "Association of cutaneous melanoma incidence with area-based socioeconomic indicators-United States, 2004-2006". *Journal of the American Academy of Dermatology.* 2011;650:S58-68. PMID: 22018068. **KQ1E10, KQ2E10, KQ3E10, KQ4E10, KQ5E10.**
301. Sivamani RK, Crane LA, Dellavalle RP. The benefits and risks of ultraviolet tanning and its alternatives: the role of prudent sun exposure. *Dermatol Clin.* 2009;272:"149-54, v. PMID: 19254658. **KQ1E3, KQ2E3, KQ3E3, KQ4E3, KQ5E3.**
302. Smit AK. and Espinoza D. and Newson AJ. and Morton RL. and Fenton G. and Freeman L. and Dunlop K. and Butow PN. and Law MH. and Kimlin MG. and Keogh LA. and Dobbins SJ. and Kirk J. and Kanetsky PA. and Mann GJ. and Cust AE. A Pilot Randomized Controlled Trial of the Feasibility, Acceptability, and Impact of Giving Information on Personalized Genomic Risk of Melanoma to the Public. *Cancer Epidemiology, Biomarkers & Prevention.* 2016;4:4. PMID: . **KQ1E9, KQ2E9, KQ3E9, KQ4E8, KQ5E8.**
303. Smit P, Plomp E, Neumann HA et al. The influence of the location of the lesion on the absolute risk of the development of skin cancer in a patient with actinic keratosis. *J Eur Acad Dermatol Venereol.* 2013;276:667-71. PMID: 23057666. **KQ1E1, KQ2E1, KQ3E1, KQ4E1, KQ5E1.**
304. Smith A, Harrison S, Nowak M et al. Changes in the pattern of sun exposure and sun protection in young children from tropical Australia. *Journal of the American Academy of Dermatology.* 2013;685:774-83. PMID: 23267720. **KQ1E10, KQ2E10, KQ3E10, KQ4E10, KQ5E10.**
305. Song F, Qureshi AA, Gao X et al. Smoking and risk of skin cancer: a prospective analysis and a meta-analysis. *Int J Epidemiol.* 2012;416:1694-705. PMID: 23064412. **KQ1E1, KQ2E1, KQ3E1, KQ4E1, KQ5E1.**
306. Stock ML, Gerrard M, Gibbons FX et al. "Sun protection intervention for highway workers: long-term efficacy of UV photography and skin cancer information on men's protective cognitions and behavior.[Erratum appears in *Ann Behav Med.* 2010 Feb;39(1):100 Note: Weng, Chih-Yuan [added]]". *Annals of Behavioral Medicine.* 2009;383:225-36. PMID: 20049658. **KQ1E6c, KQ2E6c, KQ3E6c, KQ4E6c, KQ5E6c.**
307. Stock ML, Gerrard M, Gibbons FX, Dykstra JI, Weng Cy, Mahler Hi, Walsh La, Kulik Ja Sun protection intervention for highway workers: long-term efficacy of UV photography and skin cancer information on men's protective cognitions and behavior. *Annals of behavioral medicine : a publication of the Society of Behavioral Medicine.* 2009;383:225-36. PMID: 0. **KQ1E6c, KQ2E6c, KQ3E6c, KQ4E6c, KQ5E6c.**
308. Swetter SM. and Pollitt RA. and Brooks DR. and Johnson TM. and Park ER. and Geller AC. Efficacy of physician and self skin-examination practices for early melanoma detection. *Journal of Clinical Oncology.* 2008;260:9037. PMID: . **KQ1E7a, KQ2E7a, KQ3E7a, KQ4E7a, KQ5E7a.**
309. Szabo C, Ocsai H, Csabai M et al. A randomised trial to demonstrate the effectiveness of electronic messages on sun protection behaviours. *Journal of Photochemistry & Photobiology. B - Biology.* 2015;149:257-64. PMID: 26114220. **KQ1E8, KQ2E7, KQ3E8, KQ4E8, KQ5E8.**
310. Tagliabue E, Raimondi S, Gandini S. Meta-analysis of Vitamin D-Binding Protein and Cancer Risk. *Cancer Epidemiol Biomarkers Prev.* 2015;2411:1758-65. PMID: 26364161. **KQ1E1, KQ2E1, KQ3E1, KQ4E1, KQ5E1.**
311. Tang JY, Wu A, Linos E et al. High prevalence of vitamin D deficiency in patients with basal cell nevus syndrome. *Archives of Dermatology.* 2010;14610:1105-10. PMID: 20956641. **KQ1E7c, KQ2E7c, KQ3E7c, KQ4E7c, KQ5E7c.**
312. Torrens R, Swan BA. Promoting prevention and early recognition of malignant melanoma. *Dermatology Nursing.* 2009;213:115-22; qu. PMID: 19554842. **KQ1E3, KQ2E3, KQ3E3, KQ4E3, KQ5E3.**
313. Tripp MK, Vernon SW, Gritz ER et al. Children's skin cancer prevention: a systematic review of parents' psychosocial measures. *Am J Prev Med.* 2013;443:265-73. PMID: 23415124. **KQ1E8, KQ2E8, KQ3E8, KQ4E8, KQ5E8.**

Appendix D. Excluded Studies

314. Trolle L, Henrik-Nielsen R, Gniadecki R. Ability to self-detect malignant melanoma decreases with age. *Clinical & Experimental Dermatology*. 2011;365:499-501. PMID: 21418284. **KQ1E10, KQ2E10, KQ3E10, KQ4E10, KQ5E10.**
315. Tsai S and Frank Sh and Bordeaux Js Improving sun-protective behaviors and self skin-examinations among African-Americans: A randomized controlled trial. *Journal of investigative dermatology*. 2016;1360:S113. PMID: . **KQ1E8b, KQ2E8b, KQ3E8, KQ4E8b, KQ5E8.**
316. Tuong W, Larsen ER, Armstrong AW. Videos to influence: a systematic review of effectiveness of video-based education in modifying health behaviors. *J Behav Med*. 2014;372:218-33. PMID: 23188480. **KQ1E9c, KQ2E9c, KQ3E9c, KQ4E9c, KQ5E9c.**
317. Tuong W, Armstrong Aw Appearance-based video education is more effective than health-based video education in promoting sunscreen use among adolescents: A randomized controlled trial. *Journal of investigative dermatology*. 2014;134:S49. PMID: 0. **KQ1E8b, KQ2E8b, KQ3E10b, KQ4E8b, KQ5E10b.**
318. Tuong W, Armstrong AW. Effect of appearance-based education compared with health-based education on sunscreen use and knowledge: a randomized controlled trial. *J Am Acad Dermatol*. 2014;704:665-9. PMID: 24508292. **KQ1E8b, KQ2E8b, KQ3E8, KQ4E8b, KQ5E8.**
319. Tyagi A, Miller K, Cockburn M. e-Health Tools for Targeting and Improving Melanoma Screening: A Review. *Journal of Skin Cancer*. 2012;2012:437502. PMID: 23304515. **KQ1E10, KQ2E10, KQ3E10, KQ4E10, KQ5E10.**
320. U.S Preventive Services Task Force "Final Recommendation Statement: Vitamin D Deficiency: Screening, 2014". . 2014;201642750:. PMID: . **KQ1E3, KQ2E3, KQ3E3, KQ4E3, KQ5E3.**
321. U.S Preventive Services Task Force Final Recommendation Statement: Vitamin Supplementation to Prevent Cancer and CVD: Counseling. . 2014;201642750:. PMID: . **KQ1E3, KQ2E3, KQ3E3, KQ4E3, KQ5E3.**
322. Usher-Smith JA, Emery J, Kassianos AP et al. Risk prediction models for melanoma: a systematic review. *Cancer Epidemiol Biomarkers Prev*. 2014;238:1450-63. PMID: 24895414. **KQ1E8, KQ2E8, KQ3E8, KQ4E8, KQ5E8.**
323. Van 't Riet J, Cox AD, Cox D et al. Does perceived risk influence the effects of message framing? A new investigation of a widely held notion. *Psychology & Health*. 2014;298:933-49. PMID: 24579986. **KQ1E8, KQ2E8, KQ3E8, KQ4E8, KQ5E8.**
324. Velasques K. and Michels LR. and Colome LM. and Haas SE. Educational Activities for Rural and Urban Students to Prevent Skin Cancer in Rio Grande do Sul, Brazil. *Asian Pacific Journal of Cancer Prevention: Apjcp*. 2016;173:1201-7. PMID: . **KQ1E5, KQ2E5, KQ3E5, KQ4E5, KQ5E5.**
325. Volkov A, Dobbins S, Wakefield M et al. Seven-year trends in sun protection and sunburn among Australian adolescents and adults. *Aust N Z J Public Health*. 2013;37:. PMID: . **KQ1E10, KQ2E10, KQ3E10, KQ4E10, KQ5E10.**
326. Walker DK. Skin Protection for (SPF) Kids Program. *Journal of Pediatric Nursing*. 2012;273:233-42. PMID: 22525811. **KQ1E6d, KQ2E6d, KQ3E6d, KQ4E6d, KQ5E6d.**
327. Wang SQ, Lim HW. Current status of the sunscreen regulation in the United States: 2011 Food and Drug Administration's final rule on labeling and effectiveness testing. *J Am Acad Dermatol*. 2011;654:863-9. PMID: 21821312. **KQ1E3, KQ2E3, KQ3E3, KQ4E3, KQ5E3.**
328. Watson M, Garnett E, Guy GP et al. The Surgeon General's Call to Action to Prevent Skin Cancer. . 2014;:. PMID: 25320835. **KQ1E3, KQ2E3, KQ3E3, KQ4E3, KQ5E3.**
329. Watts CG, Dieng M, Morton RL et al. "Clinical practice guidelines for identification, screening and follow-up of individuals at high risk of primary cutaneous melanoma: a systematic review". *Br J Dermatol*. 2015;1721:33-47. PMID: 25204572. **KQ1E9, KQ2E9, KQ3E9, KQ4E9, KQ5E9.**
330. Wehner MR, Shive ML, Chren MM et al. Indoor tanning and non-melanoma skin cancer: systematic review and meta-analysis. *BMJ*. 2012;345:e5909. PMID: 23033409. **KQ1E10, KQ2E10, KQ3E10, KQ4E10, KQ5E10.**
331. Weiss J, Kirsner RS, Hu S. Trends in primary skin cancer prevention among US Hispanics: a systematic review. *J Drugs Dermatol*.

Appendix D. Excluded Studies

- 2012;115:580-6. PMID: 22527425. **KQ1E8, KQ2E8, KQ3E8, KQ4E8, KQ5E8.**
332. Werner RN, Sammain A, Erdmann R et al. The natural history of actinic keratosis: a systematic review. *Br J Dermatol.* 2013;1693:502-18. PMID: 23647091. **KQ1E8, KQ2E8, KQ3E8, KQ4E8, KQ5E8.**
333. Wheless L, Ruczinski I, Alani RM et al. The association between skin characteristics and skin cancer prevention behaviors. "Cancer Epidemiology, Biomarkers & Prevention". 2009;1810:2613-9. PMID: 19755654. **KQ1E10, KQ2E10, KQ3E10, KQ4E8, KQ5E8.**
334. White K, Young R, Hawkes A, Hamilton K, Leske S, Starfelt L A randomised controlled trial of a theory-based school intervention to improve sun-protective behaviour among adolescents. *Asia-Pacific journal of clinical oncology.* 2012;8:261. PMID: 0. **KQ1E8c, KQ2E8c, KQ3E8c, KQ4E8c, KQ5E8c.**
335. White KM, Hyde MK, O'Connor EL et al. Testing a belief-based intervention encouraging sun-safety among adolescents in a high risk area. *Preventive Medicine.* 2010;5142798:325-8. PMID: 20637795. **KQ1E6d, KQ2E7c, KQ3E7c, KQ4E7c, KQ5E7c.**
336. White KM, Starfelt LC, Young RM et al. Predicting Australian adults' sun-safe behaviour: examining the role of personal and social norms. *British Journal of Health Psychology.* 2015;202:396-412. PMID: 24917299. **KQ1E10, KQ2E10, KQ3E10, KQ4E10, KQ5E10.**
337. White Km, Starfelt Lc, Young Rm, Hawkes Al, Cleary C, Leske S, Wihardjo K A randomised controlled trial of an online theory-based intervention to improve adult Australians' sun-protective behaviours. *Preventive medicine.* 2015;72:19-22. PMID: 0. **KQ1E8b, KQ2E8b, KQ3E8d, KQ4E8b, KQ5E8d.**
338. Williams AL, Grogan S, Clark-Carter D et al. Appearance-based interventions to reduce ultraviolet exposure and/or increase sun protection intentions and behaviours: a systematic review and meta-analyses. *Br J Health Psychol.* 2013;181:182-217. PMID: 22989352. **KQ1E6, KQ2E6, KQ3E6, KQ4E6, KQ5E6.**
339. Williams AL, Grogan S, Clark-Carter D et al. Impact of a facial-ageing intervention versus a health literature intervention on women's sun protection attitudes and behavioural intentions. *Psychology & Health.* 2013;289:993-1008. PMID: 23527527. **KQ1E8b, KQ2E8b, KQ3E8b, KQ4E8, KQ5E8.**
340. Wolff T, Tai E, Miller T. Screening for skin cancer: an update of the evidence for the U.S. Preventive Services Task Force. *Ann Intern Med.* 2009;1503:194-8. PMID: 19189909. **KQ1E10, KQ2E10, KQ3E10, KQ4E10, KQ5E10.**
341. Yagerman S, Marghoob A. Melanoma patient self-detection: a review of efficacy of the skin self-examination and patient-directed educational efforts. *Expert Review of Anticancer Therapy.* 2013;1312:1423-31. PMID: 24236821. **KQ1E3, KQ2E3, KQ3E3, KQ4E3, KQ5E3.**
342. Yew YW, Lai YC, Schwartz RA. Coffee Consumption and Melanoma: A Systematic Review and Meta-Analysis of Observational Studies. *Am J Clin Dermatol.* 2015;.: PMID: 26547919. **KQ1E9, KQ2E9, KQ3E9, KQ4E9, KQ5E9.**
343. Zhang YP, Chu RX, Liu H. Vitamin A intake and risk of melanoma: a meta-analysis. *PLoS One.* 2014;97:e102527. PMID: 12014046943. **KQ1E9, KQ2E9, KQ3E9, KQ4E9, KQ5E9.**
344. Zhao XZ, Yang BH, Yu GH et al. Polymorphisms in the vitamin D receptor (VDR) genes and skin cancer risk in European population: a meta-analysis. *Arch Dermatol Res.* 2014;3066:545-53. PMID: 24771013. **KQ1E1, KQ2E1, KQ3E1, KQ4E1, KQ5E1.**
345. Zhu Y, Cheng Y, Luo RC et al. Aspirin for the primary prevention of skin cancer: A meta-analysis. *Oncol Lett.* 2015;93:1073-1080. PMID: 25663859. **KQ1E9, KQ2E9, KQ3E9, KQ4E9, KQ5E9.**