

## **Lecture #1: Quantum Mechanics – Historical Background Photoelectric Effect. Compton Scattering**

Robert Field                      Experimental Spectroscopist = Quantum Machinist

TEXTBOOK: Quantum Chemistry, 2<sup>nd</sup> Edition, D. McQuarrie, University Science (2007)  
Recommended:     Spectra and Dynamic of Small Molecules, R. W. Field, Springer, 2015

GRADING:	Points
3 Thursday evening <b>“50 minute”</b> exams (7:30 – <b>9:00</b> PM) tentatively October <b>5, 26</b> , and November <b>30</b> One Lecture cancelled for each exam	300 (100 each)
~9 problem sets usually posted online Friday and usually due 3:00 PM the following Friday. There will be no graded problem set due the week of each exam.	100
3-Hour Final Exam during Exam Week (December <b>18-21</b> )	200
<b>TOTAL</b>	<b>600</b>

The Lecture schedule is tentative. The Lecture Notes will be posted on the website, usually several days before the class. Revisions, usually printed in red, will be posted usually the day after the class.

**Lecture Notes are pseudo-text.** *Everything* in them is exam-relevant.

Let's begin:

Chalk demonstration.

**Trajectory**  $x(t)$ ,  $p(t)$ : can predict end-point  $x_{\text{end}}$ ,  $p_{\text{end}}$ ,  $t_{\text{end}}$ , after observation of short segment of trajectory at early  $t$ .

Decrease mass of thrower, chalk, and target by 100× without modifying observers. What happens?

Decrease by factor of  $10^{20}$ . What happens? How sure are you?

Quantum Mechanics is a theory that describes unexpected phenomena in the microscopic world without requiring any change of our understanding of the macroscopic world.

Quantum Mechanics is based on a theory of (in principle) measurement without knowledge being allowed of what goes on between measurements. Everything you can know must be the result of a (possible) measurement.

Key ideas of Quantum Mechanics to be seen in first few lectures

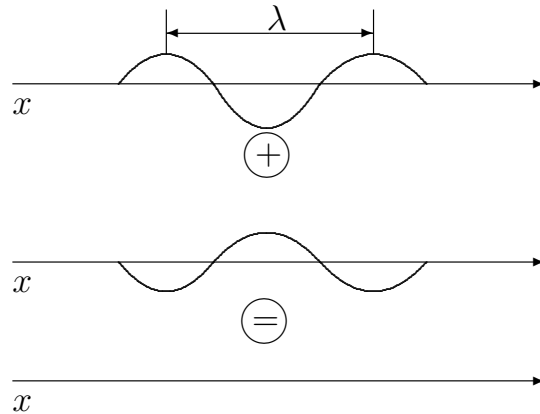
- \* lack of determinism: probabilistic
- \* wave-particle duality for both light and matter
- \* energy quantization and line spectra — some of this should really bother you

TODAY: Light is both wave and particle.

What are the familiar properties of light that make us believe that light is wave-like (as opposed to particle-like)?

- \* refraction, prism and lens
- \* diffraction; grating and pinhole
- \* two-slit experiment

Many wave phenomena involve *interference effects*. Add two waves (amplitude vs. spatial coordinate):



The result is *perfect destructive interference*

Waves have + and – amplitudes.

Destructive and Constructive Interference.

What's nu?

$$\nu = \frac{c}{\lambda}$$

frequency ( $s^{-1}$ )
speed of light in vacuum (cm/s)  
wavelength (cm)

Return to this in next lecture on wave characteristics of matter

Two simple but surprising experiments that demonstrate the particle character of light: “photons”

- \* photoelectric effect
- \* Compton Scattering

A. Photoelectric Effect

Hertz 1886, Einstein 1906

What do you expect for light impinging on a flat metal surface?

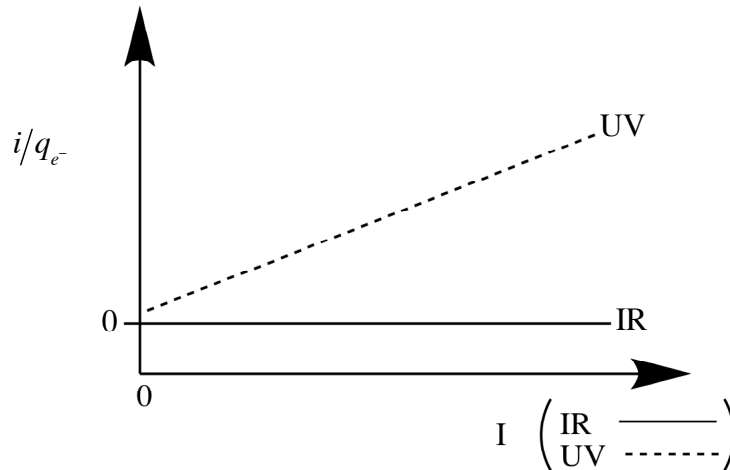
Light is known to be electromagnetic radiation:

- \* transverse oscillating electric and magnetic fields
- \* Intensity (Watts/cm<sup>2</sup>)  $\propto \epsilon: (\text{Volts/cm})^2$   
 $\uparrow$  electric field

What do you expect the oscillating electric field of radiation,  $\epsilon(t)$ , to do to the  $e^-$  in a metal target? What effect does an electric field have on a charged particle?

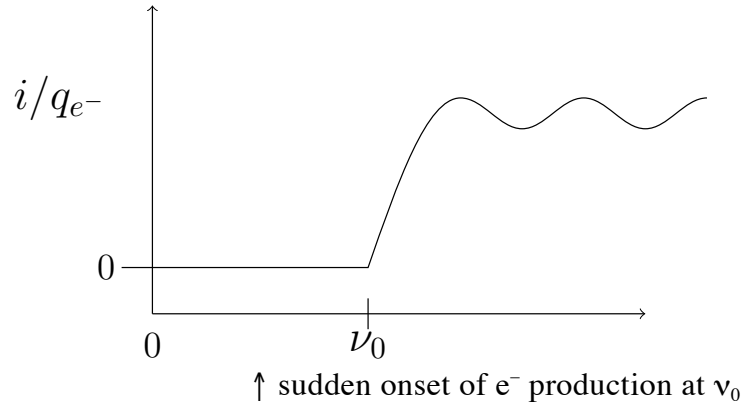
Observations

1.  $\#e^-/\text{sec} = \frac{\overbrace{i}^{\text{current}}}{\underbrace{q_{e^-}}_{\text{electron charge}}} \text{ vs. intensity, } I:$



Why no ejected  $e^-$  for IR light regardless of  $I$ ?

2.  $e^-/\text{sec}$  vs. **frequency** at constant I



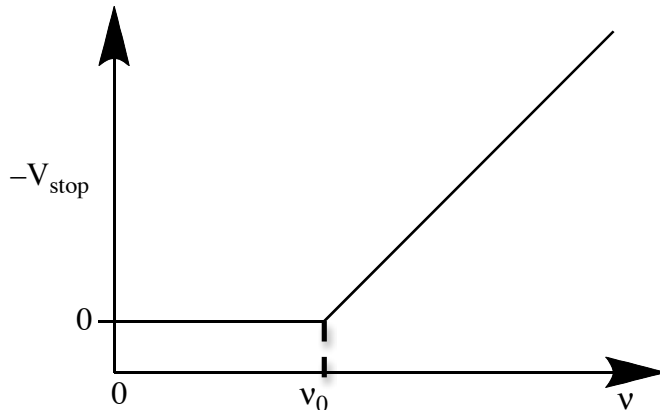
“work function” of metal (energy required to remove one electron from the bulk)  
 $\nu_0 \equiv \phi/h$  ← arbitrary constant  
 onset

3. **KE** of ejected  $e^-$  vs.  $\nu$  at constant I. Measure by asking how high a potential energy hill can the ejected  $e^-$  just barely climb?

$$E_{\text{stop}} = q_{e^-} V_{\text{stop}} > 0 \quad (q_{e^-} < 0, V_{\text{stop}} < 0)$$

$e^-$  must climb hill of height  $q_{e^-} V_{\text{stop}}$ .

This is the energy required to cancel the KE of the ejected  $e^-$  vs. the frequency of the incident light.



- \* straight line with positive slope
- \* onset at  $\nu_0$ , slope independent of I
- \* slope independent of which metal

Experimental results are described by the following equation:

Planck's constant. Same for every metal!

$$E_{\text{stop}}(\nu) = q_e V_{\text{stop}}(\nu) = h(\nu - \nu_0) = h\nu - \phi$$

work function of metal  
(Different for each metal)

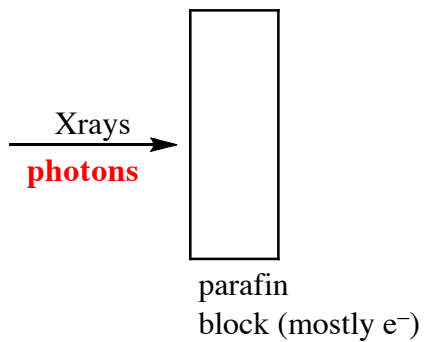
Planck's constant is directly measured by slope of  $E_{\text{stop}}$  vs.  $\nu$ .

Leads us to think of light as composed of discrete packets of energy called "photons".

Energy of photon is  $E = h\nu$ . Is this the only sensible explanation of all of the experimental observations?

### Another property of photons:

#### B. Compton Scattering 1923



Observe angular distribution of scattered X-ray radiation as well as that of the  $e^-$  ejected from the parafin target.

This experiment provides evidence that light acts as a billiard-like particle with definite *kinetic energy* (a scalar quantity),  **$KE$** , and *momentum* (a vector quantity),  **$\vec{p}$** . The scattering is explained by conservation of KE and  **$\vec{p}$** .

We start with the idea, **suggested** by the previously discussed photoelectric effect, that light consists of photons with kinetic energy KE.

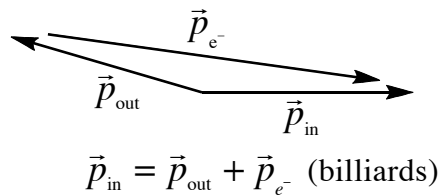
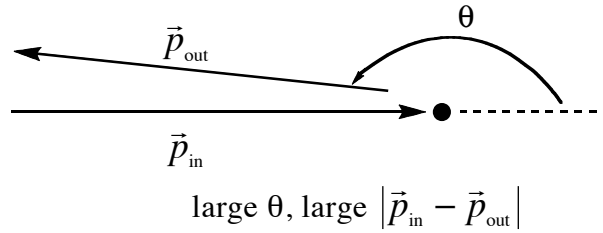
$$KE = E(\nu) = h\nu$$

Hypothesize that photons also have momentum:

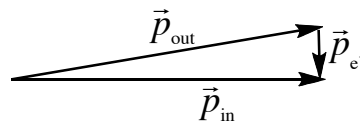
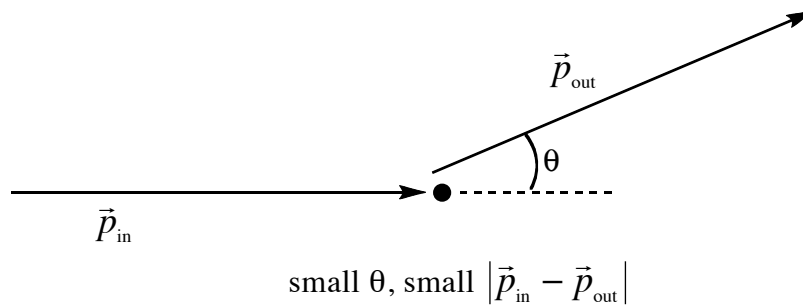
$$p = E/c = \frac{h\nu}{c} = \frac{h}{\lambda} \quad (E/c \text{ has units of momentum})$$

Use **observation of** conservation of  $E$  and  **$\vec{p}$**  to predict features of the scattering that could only be explained by the particle nature of light.

Back  
Scatter  
of photon



Forward  
Scatter



Since photon transfers some of its energy to  $e^-$ , the scattered photon will have less energy (longer  $\lambda$ ) than the incident photon. Can show that

$$\lambda_{\text{out}} - \lambda_{\text{in}} \equiv \Delta\lambda = \frac{2h}{m_e c} \sin^2 \theta/2 \geq 0 \quad \text{red shift}$$

The wavelength shift depends on the direction of the scattered photon.

$$\theta = 0 \text{ (forward)} \quad \Delta\lambda = 0$$

$$\theta = \pi \text{ (backward)} \quad \Delta\lambda = \frac{2h}{m_e c}$$

$$\frac{h}{m_e c} = 0.0243 \text{ \AA}$$

Compton  $\lambda$  of  $e^-$

Scattered light at  $\theta \neq 0$  is always red-shifted.

Dependence of  $\Delta\lambda$  on  $\theta$  is independent of  $\lambda_{\text{in}}$ .

Experimental Verification: Use X-ray region (short  $\lambda$ ) so that  $\frac{\Delta \lambda}{\lambda}$  is large enough to measure accurately.

Light passes all tests for *both* particle-like and wave-like character.

### NON-LECTURE

Derive Compton formula for  $\theta = \pi$

$$\Delta \lambda = \frac{2h}{m_e c}$$

Conservation of  $\vec{p}$

$$\vec{p}_{\text{in}} = \vec{p}_{\text{out}} + \vec{p}_{e^-}$$

$$\text{for photon } |p| = E/c = \frac{h\nu}{c} = \frac{h}{\lambda}$$

back scattering

$$\vec{p}_{\text{out}} = -\frac{h}{\lambda_{\text{out}}} \hat{z} \quad \leftarrow \text{unit vector pointing in } +z \text{ direction}$$

$$\vec{p}_{\text{in}} = \frac{h}{\lambda_{\text{in}}} \hat{z}$$

Momentum removed from photon is transferred to the electron.

Conservation of p:  $h \left( \frac{1}{\lambda_{\text{in}}} + \frac{1}{\lambda_{\text{out}}} \right) = p_{e^-} \approx h \frac{2}{\bar{\lambda}}$  (It is not necessary to make this approximation)

$$\bar{\lambda} \equiv \frac{\lambda_{\text{in}} + \lambda_{\text{out}}}{2}$$

Conservation of E:

$$\begin{aligned}
 h\nu_{in} &= h\nu_{out} + p_{e^-}^2 / 2m_e \\
 h \frac{c}{\lambda_{in}} &= h \frac{c}{\lambda_{out}} + p_{e^-}^2 / 2m_e \\
 \frac{1}{\lambda_{in}} - \frac{1}{\lambda_{out}} &= \frac{p_{e^-}^2}{2hcm_e} \\
 \frac{\lambda_{out} - \lambda_{in}}{\lambda_{in}\lambda_{out}} &= \frac{p_{e^-}^2}{2hcm_e}
 \end{aligned}$$

insert conservation of p result

$$\frac{\lambda_{out} - \lambda_{in}}{\lambda^2} = \frac{\left[ h \left( \frac{2}{\lambda} \right) \right]^2}{2hm_e c}$$

$$\lambda_{out} - \lambda_{in} = \frac{4h^2}{2hm_e c} = \frac{2h}{m_e c} \quad (\text{red shift})$$

$$\boxed{\Delta\lambda = \frac{2h}{m_e c} \quad \text{for } \theta = \pi}$$

A beautiful demonstration of Compton scattering is an  $e^-$ , photon *coincidence experiment*.

Cross and Ramsey, *Phys. Rev.* **80**, 929 (1950).

Measure scattered the single photon and the single scattered  $e^-$  that result from a single event.

The scattering angles are consistent with E,p conservation laws.

### END OF NON-LECTURE

Today: we saw two kinds of evidence for why *light* acts as a *particle*.

- \* photoelectric effect: light comes in discrete packets with  $E = h\nu$
- \* Compton scattering: light packet has definite momentum.

NEXT LECTURE: evidence for wave nature of  $e^-$

1. Rutherford planetary atom — a lot of empty space. Why no radiative collapse of  $e^-$  in circular orbit?
2. Diffraction of X-ray and  $e^-$  by metal foil
3. Bohr model
  - \* Bohr assumed that angular momentum is quantized
  - \* de Broglie showed that there are integer number of  $e^-$  wavelengths around a Bohr orbit.



MIT OpenCourseWare  
<https://ocw.mit.edu/>

5.61 Physical Chemistry  
Fall 2017

For information about citing these materials or our Terms of Use, visit: <https://ocw.mit.edu/terms>.